Ihr Partner für den
Laden- und Innenausbau

Your Partner for
store and interior equipments

WAS

Warsteiner
Alu Systeme

konstruiert
produziert
konfektioniert

designed
produced
manufactured

So finden Sie uns
The way to our factory

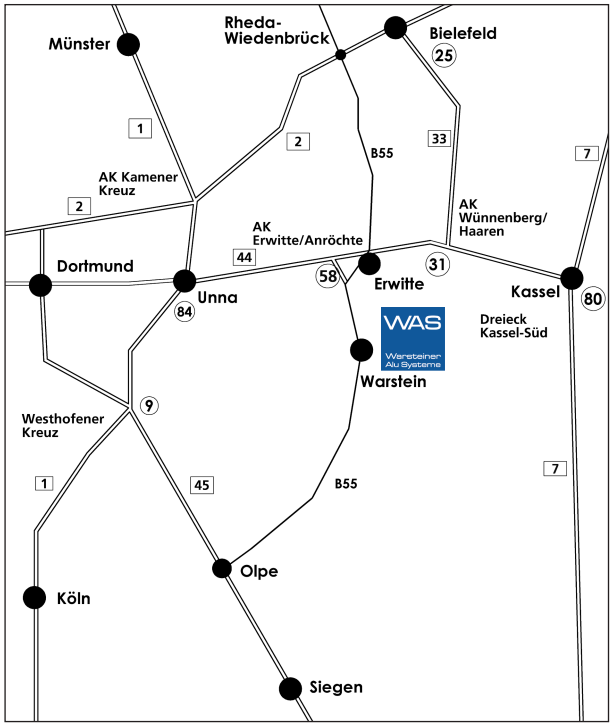

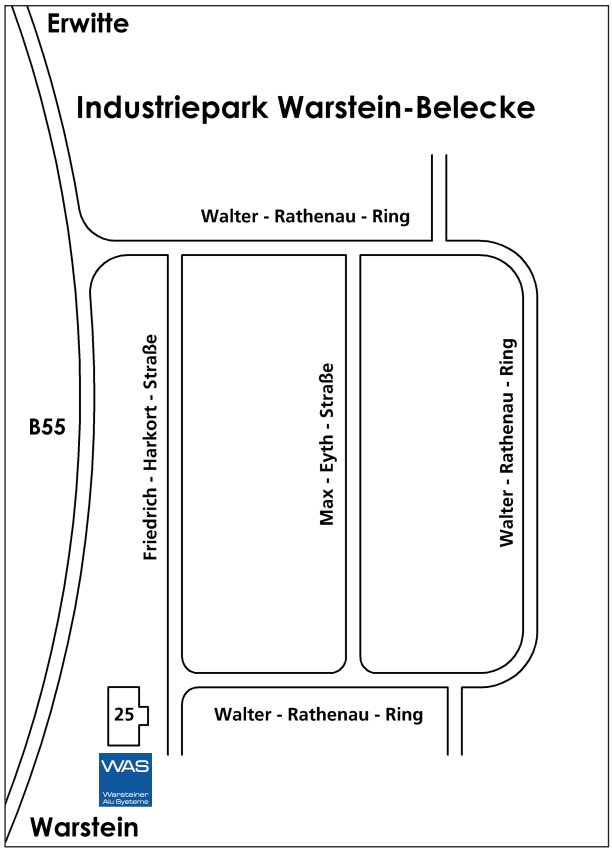

Route 1
Bremen – Osnabrück – Münster

A 1 bis **AK 84 Dortmund/Unna** rechts der **A 44** in Richtung **Kassel/Paderborn** folgen. Ausfahrt **58 Erwitte/Anröchte** in **B 55** Richtung **Anröchte/Warstein**. Links abbiegen in **Walter-Rathenau-Ring**, rechts abbiegen in **Friedrich-Harkort-Straße**.

Route 2
Hamburg – Hannover – Berlin

A 2 bis **AK 25 Kreuz Bielefeld** rechts halten und der **A 33** in Richtung **Paderborn** folgen. Am **AK 31 Kreuz Wünnenberg-Haaren** rechts halten in Richtung **A 44 Dortmund** folgen Ausfahrt **58 Erwitte/Anröchte** in **B 55** Richtung **Anröchte/Warstein**. Links abbiegen in **Walter-Rathenau-Ring**, rechts abbiegen in **Friedrich-Harkort-Straße**.

Route 3
München – Nürnberg – Würzburg – Kassel

A 7 bis **80 Dreieck Kassel-Süd** rechts halten und der **A 44** in Richtung **Dortmund/Paderborn** folgen. Ausfahrt **58 Erwitte/Anröchte** in **B 55** Richtung **Anröchte/Warstein**. Links abbiegen in **Walter-Rathenau-Ring**, rechts abbiegen in **Friedrich-Harkort-Straße**.

Route 4
Basel – Mannheim – Frankfurt

A 45 bis **AK 9 Westhofener Kreuz** rechts halten und der **A 1** in Richtung **Bremen / Hannover / Kassel / Flughafen Dortmund / A 2 / A 44** folgen. Am **AK 84 Dortmund/Unna** rechts halten und der **A 44** in Richtung **Kassel/Paderborn** folgen. Ausfahrt **58 Erwitte/Anröchte** in **B 55** Richtung **Anröchte/Warstein**. Links abbiegen in **Walter-Rathenau-Ring**, rechts abbiegen in **Friedrich-Harkort-Straße**.

Eloxalfarben und Oberflächen
Anodizing colours and finish

Oberfläche nach DIN 17611 und 17612
Surface corresponding to DIN 17611 and 17612

Code Code	Art der Vorbehandlung Type of pretreatment	Oberfläche Surface
E 5	geschliffen, poliert	glattes, glänzendes Aussehen, Riefen, Kratzer und Scheuerstellen werden beseitigt.
E 5	ground polished	smooth, bright finish, Grooves, scratches and chafe marks are removed.
E 6	chemisch vorbehandelt	satinierte oder mattierte Oberfläche, leichte Riefen und Aufrauhungen werden nicht völlig beseitigt, höchstens ausgeglichen.
E 6	chemically pretreated	glazed or tarnished surface, slight grooves and roughenings are not completely removed, at best equalized.
E 7*	Edelstahlschliff	geschliffen, jedoch mit speziellem Kombivlies.
E 7*	Stainless steel finish	ground, however with a special combi-fleese.

* nicht nach DIN 17611/12 / not corresponding to DIN 17611/12

EDV-Schlüssel für die Oberflächenbehandlung und Einfärbung
Computer-Codes for the surface treatment and the colour

Ausführung Finish		Ausführung		Finish
10	E6 EV-1 •	**01**	Aluminium roh	Aluminium raw
20	E6 EV-2 •	**02**	Aluminium poliert	Aluminium polished
30	E6 EV-3	**75**	verchromt	chrome-plated
40	E6 EV-6 •	**80**	pulverbeschichtet	powder-coated
19	E6 C 31 •			
11	E5 EV-1 •			
21	E5 EV-2			
31	E5 EV-3 •			
41	E5 EV-6			
29	E5 C 31 •			
18	E7 C 31 •			

• = Farbmuster • = Color sample

Aluminium-Oberflächenveredelung
Aluminium surface treatment

Ausführung	Finish	max. Länge / max. length
geschliffen und poliert	grinding and polishing	6000 mm
eloxiert	anodising	6000 mm
verchromt	chrome-plating	6000 mm
pulverbeschichtet	powder-coated	6000 mm

Bei allen Profilen, die eine Oberflächenveredelung erhalten, ist ein Aufmaß von 100 mm für die Gestellaufnahme zu berücksichtigen.

For all profiles that are subject to a surface treatment, an extra of 100 mm for the rack has to be considered.

WAS
Warsteiner Alu Systeme

Inhaltsverzeichnis / List of contents

Gruppe 1	110	Standardprofile	110 Standard profiles
	120	Sonderprofile	120 Special profiles
Gruppe 2	205	Kippbeschlag	205 Tilting armature
	221	Kippbeschlag	221 Tilting armature
	224	Kippbeschlag	224 Tilting armature
	225	Kippbeschlag	225 Tilting armature
	226	Kippbeschlag	226 Tilting armature
	227	Kippbeschlag	227 Tilting armature
	230	Kippbeschlag	230 Tilting armature
	231	Kippbeschlag	231 Tilting armature
	232	Kippbeschlag	232 Tilting armature
	233	Kippbeschlag	233 Tilting armature
	234	Kippbeschlag	234 Tilting armature
	235	Kippbeschlag	235 Tilting armature
	245	Kippbeschlag	245 Tilting armature
	246	Kippbeschlag	246 Tilting armature
	260	Stützen	260 Supports
	270	Zwischenträger	270 Intermediate brackets
	275	Zwischenträger schwenkbar	275 Pivoted intermediate brackets
	276	Verschiebbare Träger	276 Sliding brackets
	280	Kassenträger	280 Register brackets
Gruppe 3	320	Hebebeschlag	320 Lifting armature
	321	Hebebeschlag	321 Lifting armature
	322	Hebebeschlag	322 Lifting armature
	330	Hebebeschlag	330 Lifting armature
	331	Hebebeschlag	331 Lifting armature
	345	Hebebeschlag	345 Lifting armature
	346	Hebebeschlag	346 Lifting armature
	350	Hebebeschlag	350 Lifting armature
	351	Hebebeschlag	351 Lifting armature
	355	Hebebeschlag	355 Lifting armature
	356	Hebebeschlag	356 Lifting armature
	365	Hebebeschlag	365 Lifting armature
	380	Griff- und Anschlagprofil	380 Grip- and stopprofile
	381	Griff- und Anschlagprofil	381 Grip- and stopprofile
	382	Griff- und Anschlagprofil	382 Grip- and stopprofile

WAS Warsteiner Alu Systeme

Inhaltsverzeichnis / List of contents

Gruppe 4	415	Glasstützen	415	Glass support
	416	Glasstützen	416	Glass support
		Zubehör 415, 416		Accessories 415, 416
	421	Glasstützen	421	Glass support
	422	Glasstützen	422	Glass support
	423	Glasstützen	423	Glass support
		Zubehör 422, 423		Accessories 422, 423
	424	Glasstützen	424	Glass support
	425	Glasstützen	425	Glass support
	431	Schiebetürbeschlag für 6/8 mm Glas	431	Sliding door fitting for 6/8 mm glass
	432	Schiebetürbeschlag	432	Sliding door fitting
	460	LED Beleuchtung	460	LED Lighting
	470	Beleuchtung	470	Lighting
Gruppe 5	510	Brotregalsystem	510	Bread shelf system
	520	Brotbord	520	Bread shelf
	521	Brotbord abgewinkelt, schwenkbar	521	Bread shelf angular, pivoted
	530	SB-Backwarenregal	530	Self service bakery shelf
	535	SB-Backwarenregal	535	Self service bakery shelf
	565	Backblechablage	565	Tray rack
	570	Ausstellbleche	570	Display trays
Gruppe 6	610	Schiebetürbeschlag für Isolierglas	610	Sliding door armature for insulating glass
	620	Formatschienen 30	620	Hanging rails 30
	625	Stellschienensystem	625	Mounting rail system
	630	Stellschienen und Träger	630	Mounting rails and brackets
	635	Glashalter	635	Glass support
	636	Glashalter	636	Glass support
	640	Taschenablage	640	Bag shelf
	645	Verkleidungsprofile	645	Covering profiles
	650	Wandverkleidungen	650	Wallcoverings
	651	Rasterschiene für Stromschiene	651	Slotted rail for low voltage track system
	655	Lamellenprofil	655	Lamella profile
	660	Glasbordprofil	660	Glass shelf profile

Standardprofile
Standard profiles

110

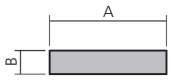

Flachprofil
Flat profile

A x B	
20 x 3 mm	**11047**
20 x 4 mm	**11006**
30 x 2 mm	**11013**
40 x 2 mm	**11017**
50 x 2 mm	**11020**

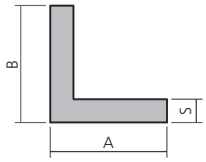

Winkelprofil gleichschenklig
Angle profile equalised

A x B x S	
10 x 10 x 2 mm	**11413**
20 x 20 x 1,5 mm	**11419**
20 x 20 x 2 mm	**11405**
20 x 20 x 3 mm	**11411**
25 x 25 x 2 mm	**11406**
30 x 30 x 2 mm	**11407**
30 x 30 x 3 mm	**11414**
40 x 40 x 2 mm	**11408**

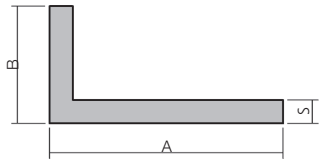

Winkelprofil ungleichschenklig
Angle profile unequalised

A x B x S	
20 x 10 x 1,5 mm	**11422**
20 x 10 x 2 mm	**11431**
25 x 10 x 2 mm	**11433**
25 x 15 x 2 mm	**11435**
30 x 20 x 2 mm	**11438**
40 x 20 x 2 mm	**11434**

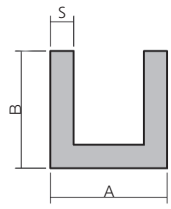

U-Profil
U profile

A x B x S	
10 x 6 x 1 mm	**11501**
10 x 10 x 2 mm	**11504**
11 x 10 x 1,5 mm	**11505**
15 x 15 x 2 mm	**11509**
25 x 15 x 2 mm	**11556**

Standardprofile EN AW 6060 – EN 573-3
Standard profiles EN AW 6060 – EN 573-3

Maßtoleranzen nach DIN EN 12020, Herstellungslängen 6000 mm.
Tolerance in dimension corresp. to DIN EN 12020,
length of 6000 mm.

Weitere Abmessungen auf Anfrage.
Additional Dimensions available on request.

Sonderprofile
Special profiles

120

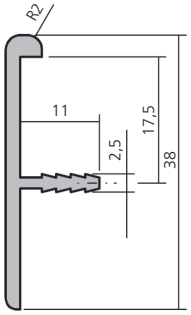

11696

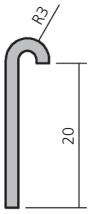

11701

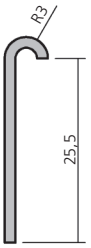

11702

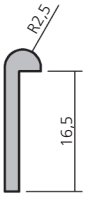

11704

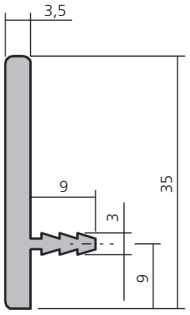

11744

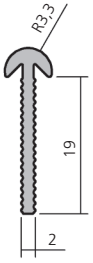

11720

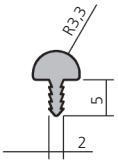

11721

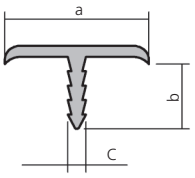

s. Tabelle

	a	b	c
11722	10	5	2,5
11723	20	10	2,5
11729	21	10	2,5
11727	30	10	2,5

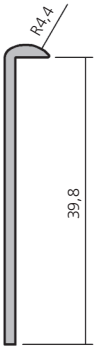

11707

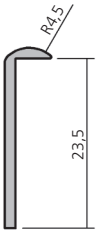

11838

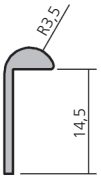

11839

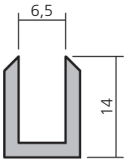

11541

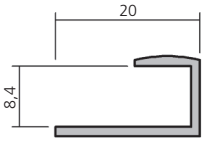

12754

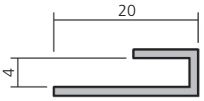

12758

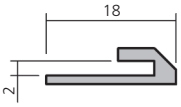

11713

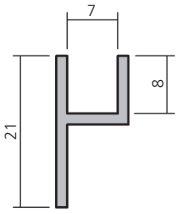

12102

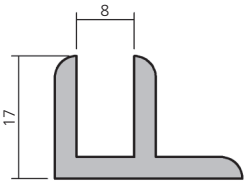

12302

Sonderprofile
Special profiles

120

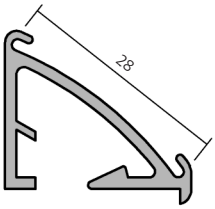

14610

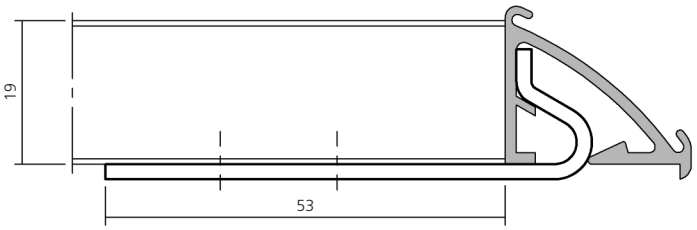

Halter für 14610

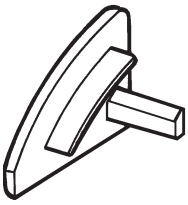

14608 rechts
14609 links

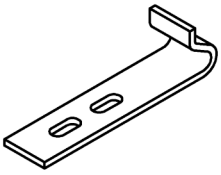

14611

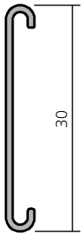

14552

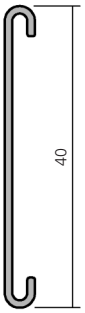

14553

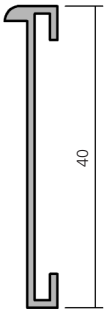

14581

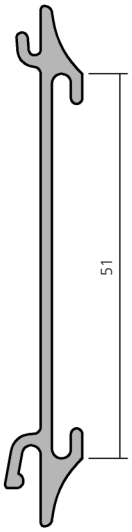

12271



14624 30 mm
14625 40 mm
Farbe: transp. und schwarz
Colour: transp. and black

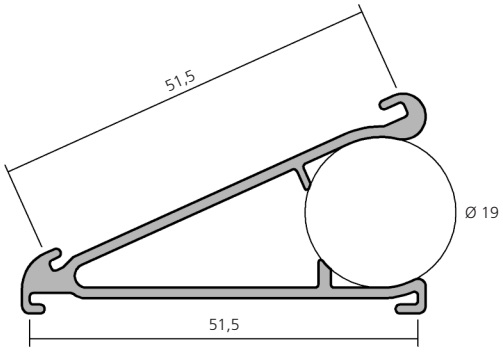

14605

WAS Warsteiner Alu Systeme

Sonderprofile
Special profiles

120

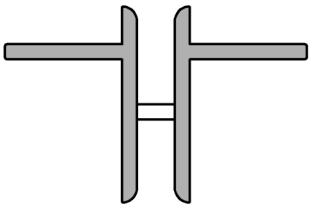

12161/50
12166/35

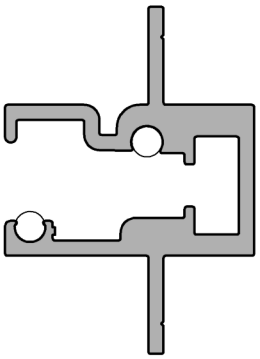

17051

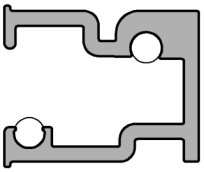

17050

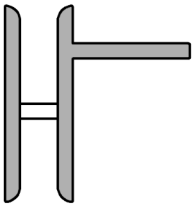

12171/50
12167/35

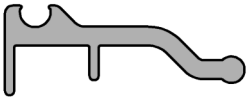

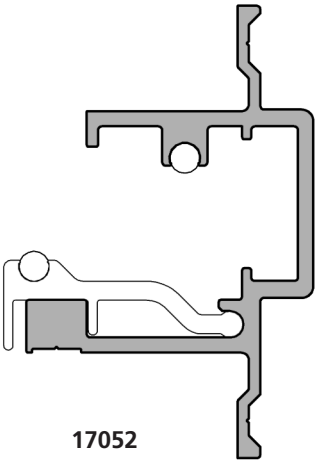

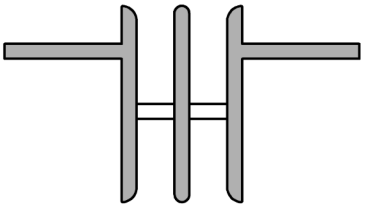

12177/50
12176/35

00535

17052

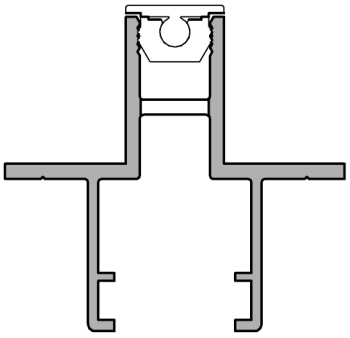

12186/50

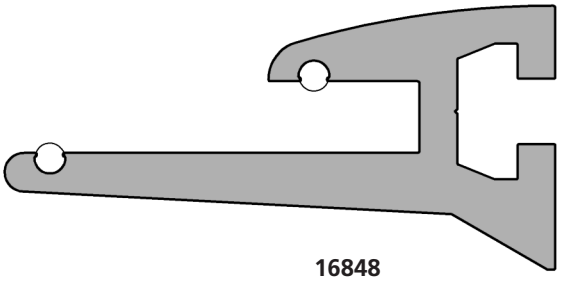

16848

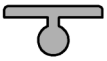

17036

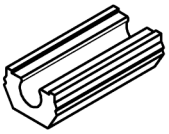

22433

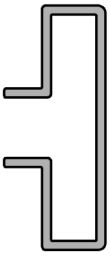

17043

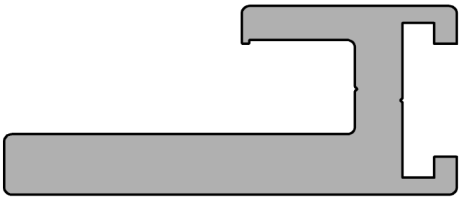

16847

Sonderprofile
Special profiles

120

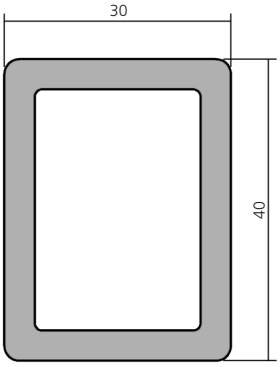

11942



17032

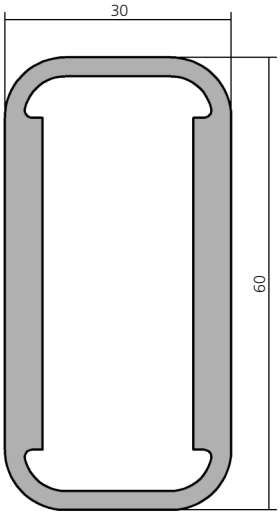

11951

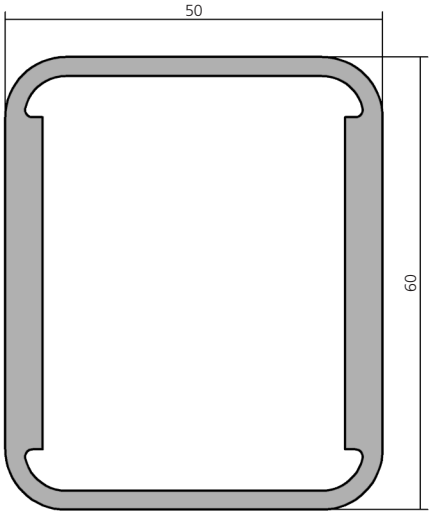

11952

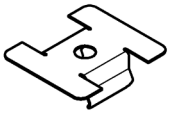

22435

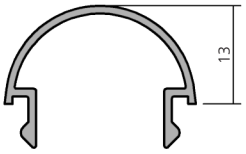

12027

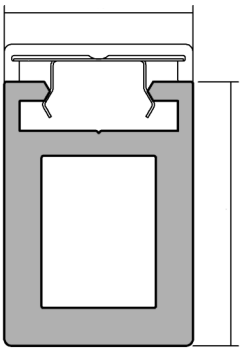

17067

30162

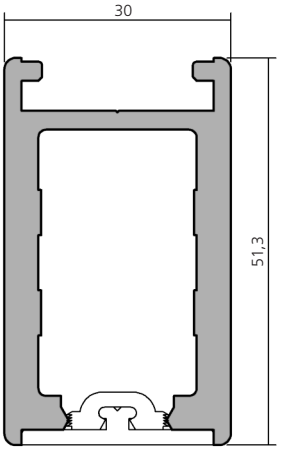

11954

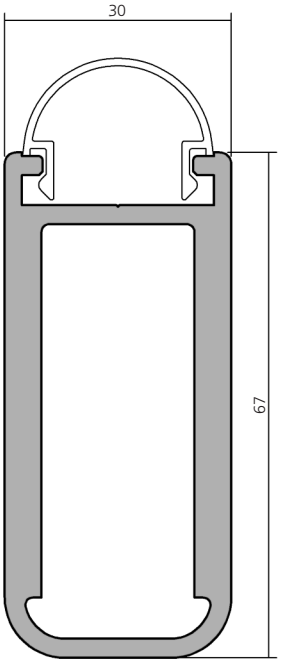

11962

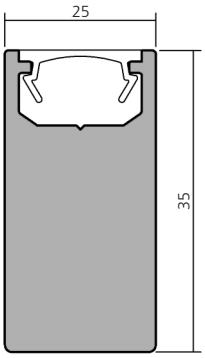

17090



22434

17038

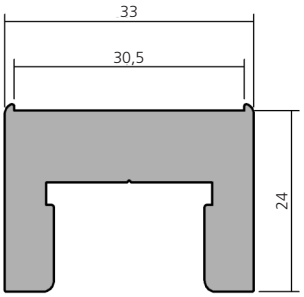

17055

WAS Warsteiner Alu Systeme

Sonderprofile
Special profiles

120

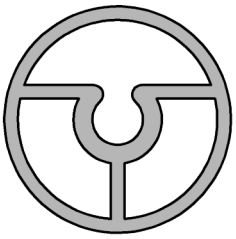
17044


17045

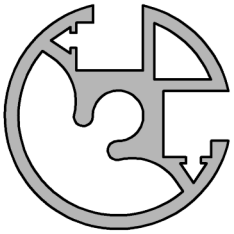
17046


17047


17048


17034

22004

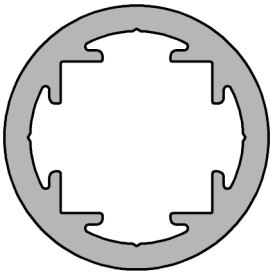
17062

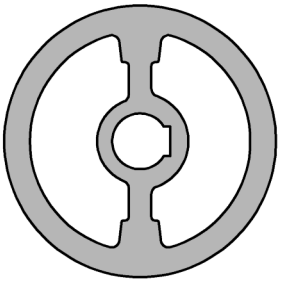
17056


17057


17058

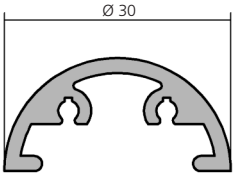

17073

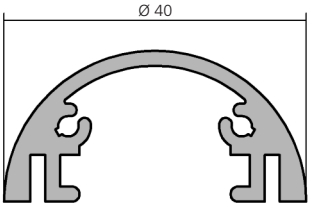

17074

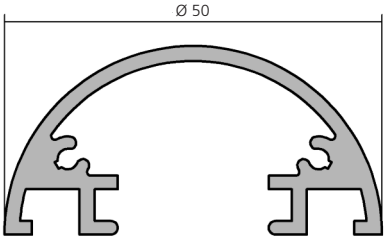

17075

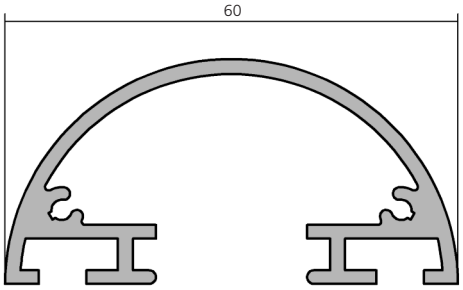

17076

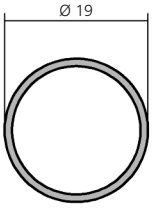

11912

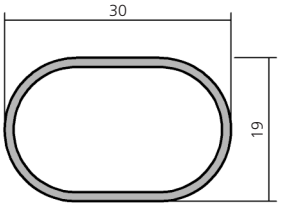

11976

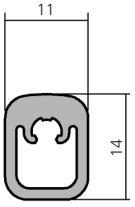

16855

Sonderprofile
Special profiles

120

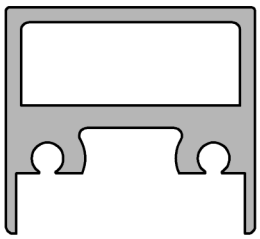

12547

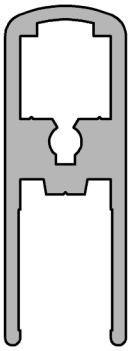

16858

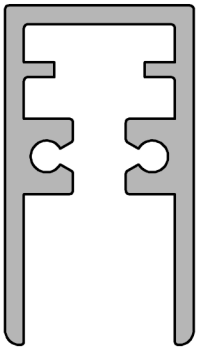

12548



12550

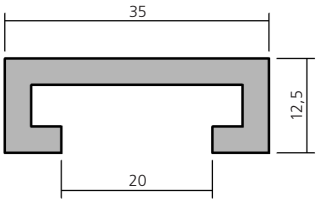

16747

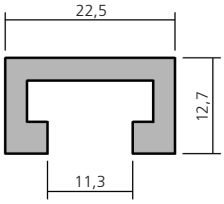

16745

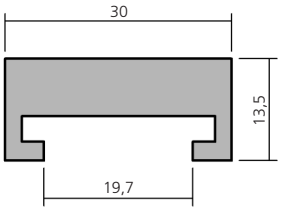

12064

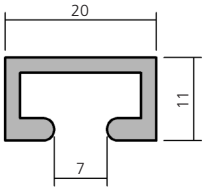

16720

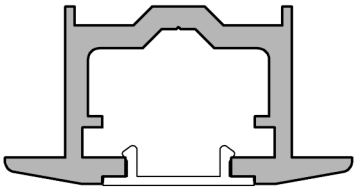

16748

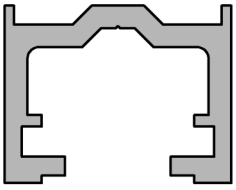

16783

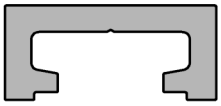

16749

12122

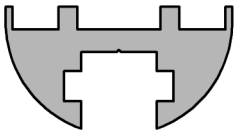

16818

22430

22431

16820

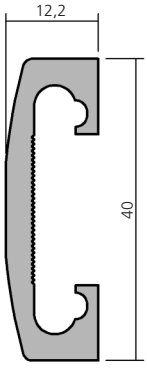

15040

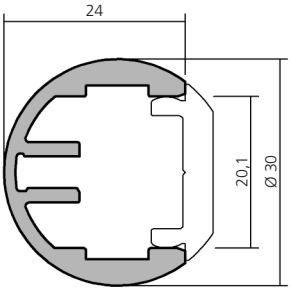

16873

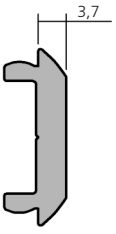

16874

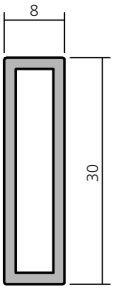

17035

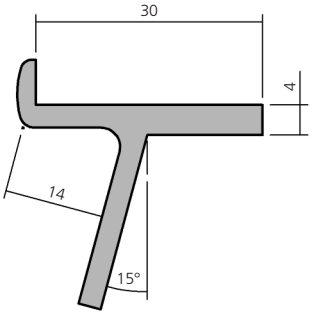

12297

WAS Warsteiner Alu Systeme

Sonderprofile
Special profiles

120

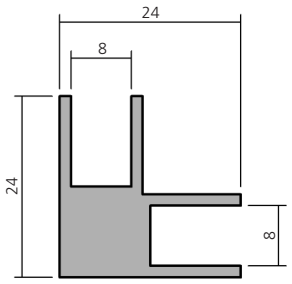

12047

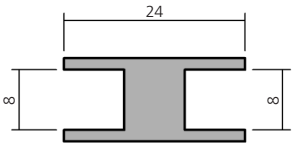

12045

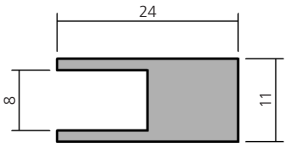

12042

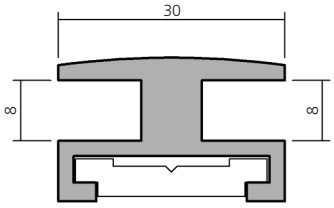

12001

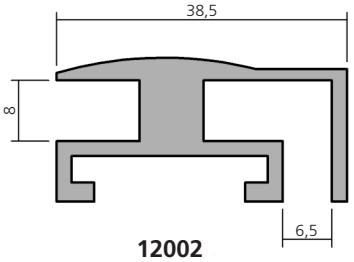

12002

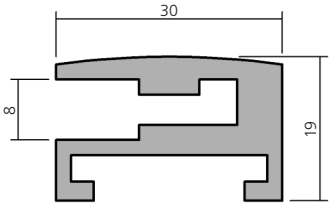

12003

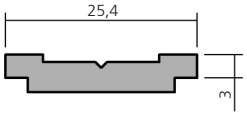

12068

30160

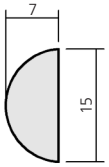

22414

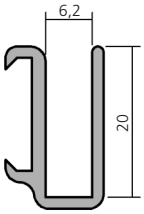

12421

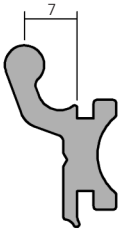

12265

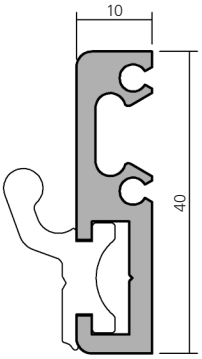

17026

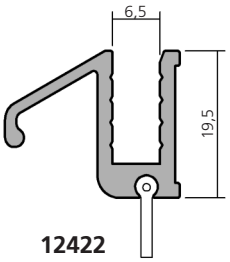

12422

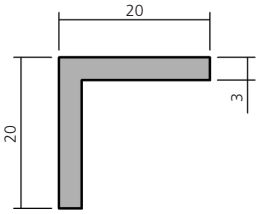

11411

22420

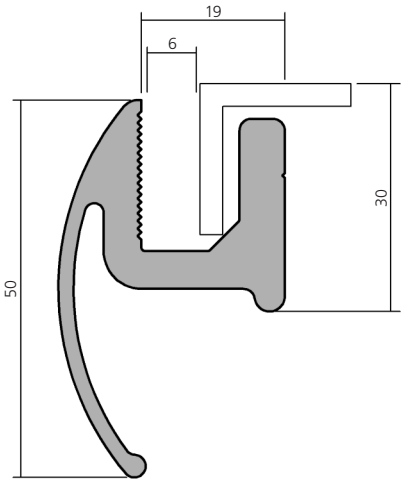

17027

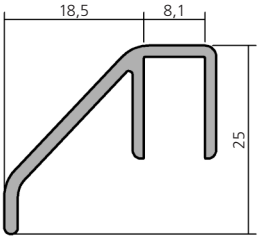

12287

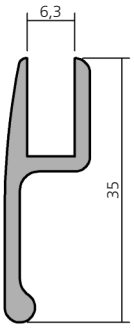

12404

Sonderprofile
Special profiles

120

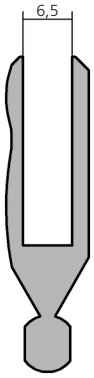

12250



17102

12212

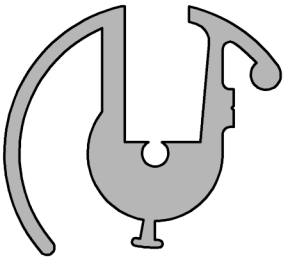

17101

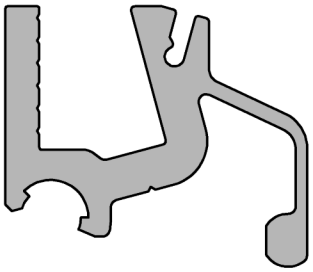

12211

22412



12249

12209

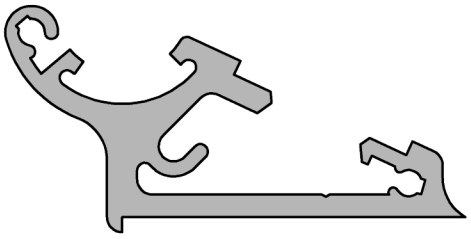

17100

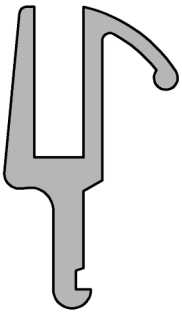

12218

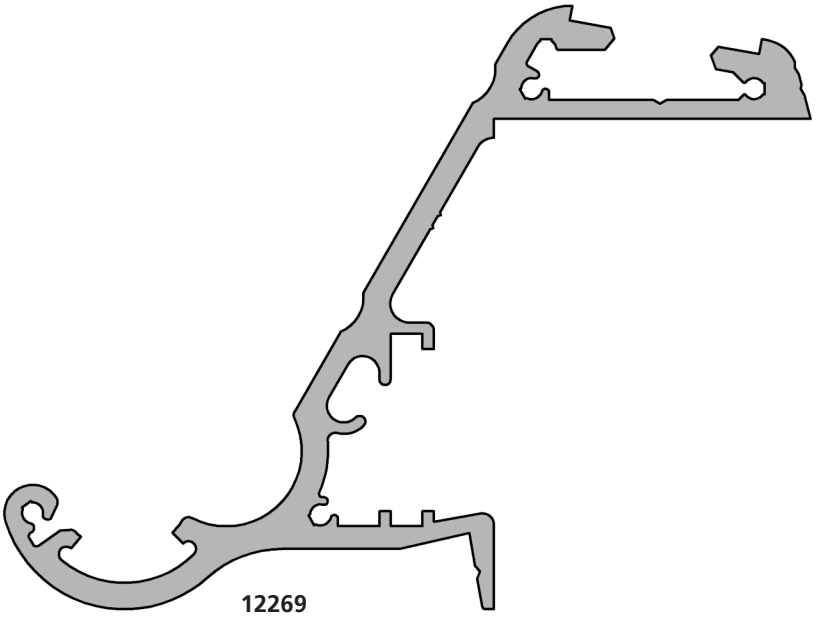

12269

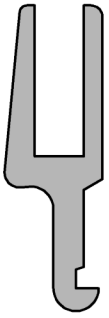

12239

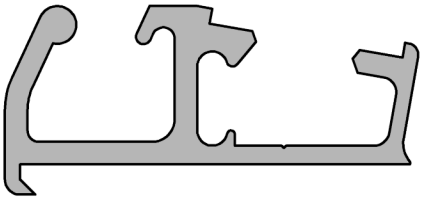

12217

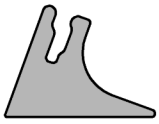

17040

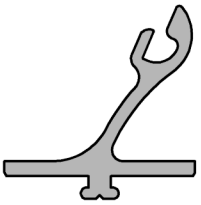

17039

WAS Warsteiner Alu Systeme

Sonderprofile
Special profiles

120

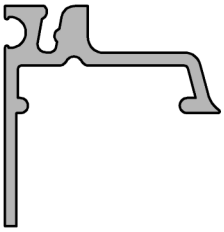

12225

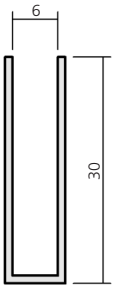

22411

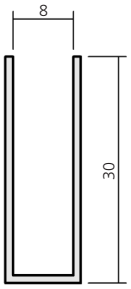

22413



12227

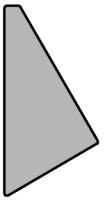

12224

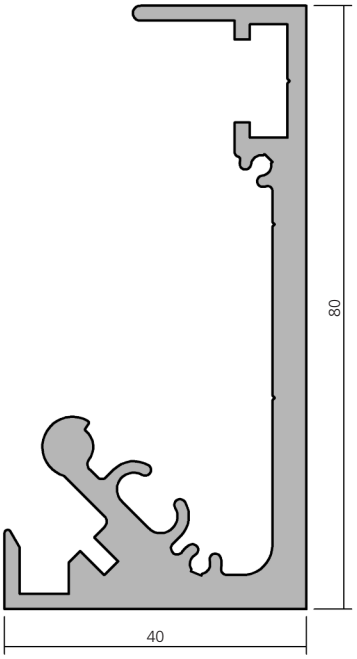

12222

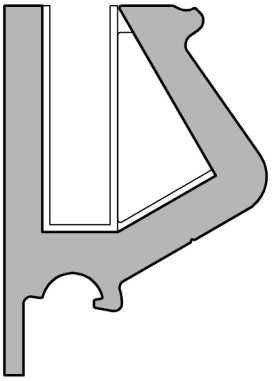

12223

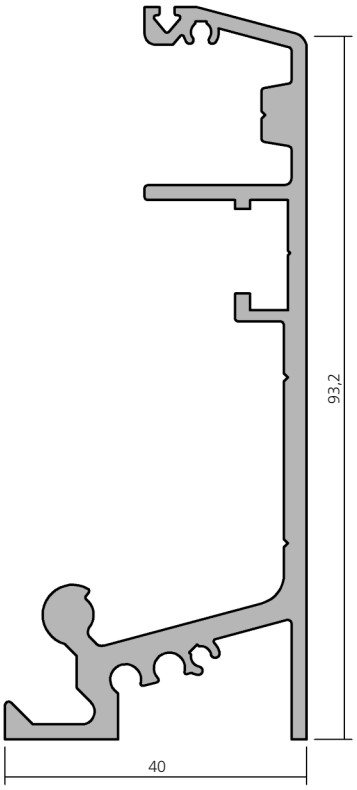

12226

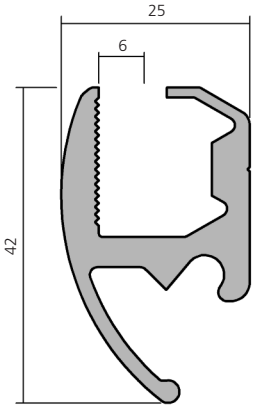

12260

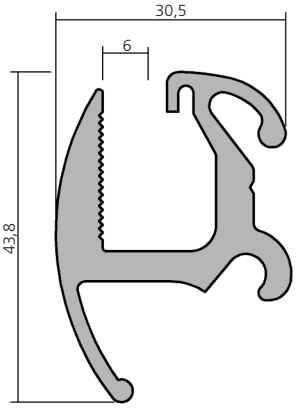

12267

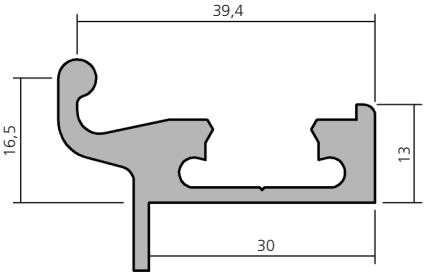

17061

Sonderprofile
Special profiles

120

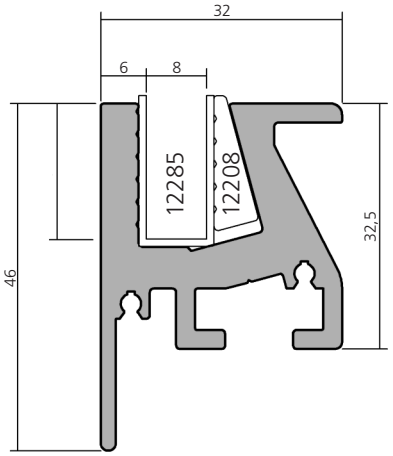

15011

12208

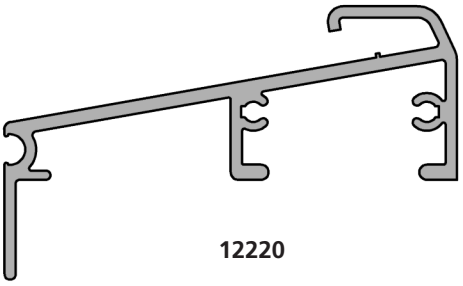

12220

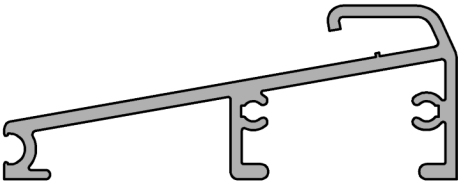

12219

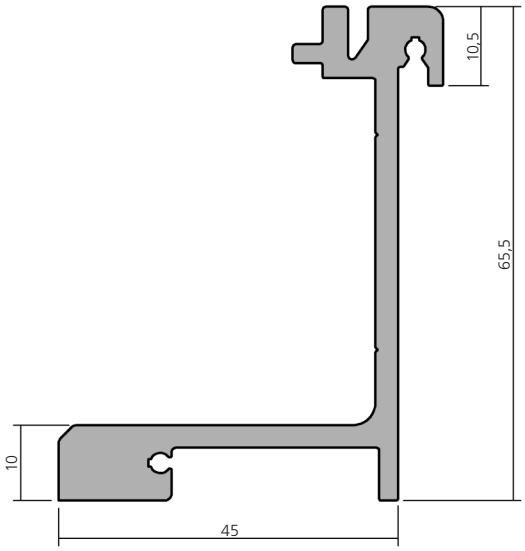

15010

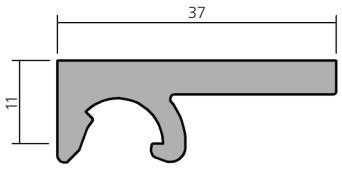

15018

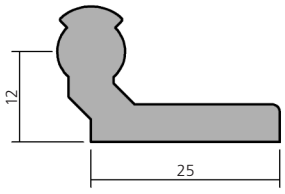

15019

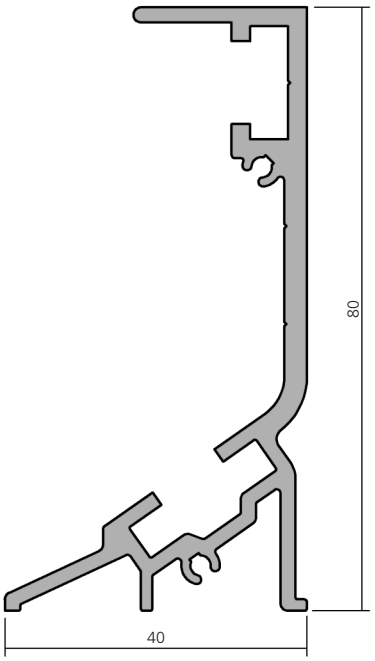

12230

WAS Warsteiner Alu Systeme

Sonderprofile
Special profiles

120

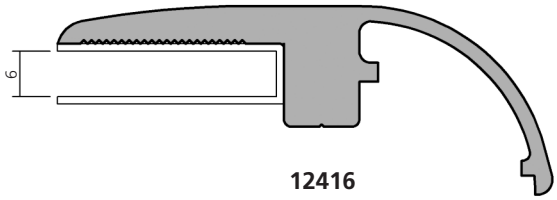

12416

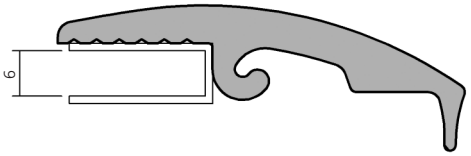

12415

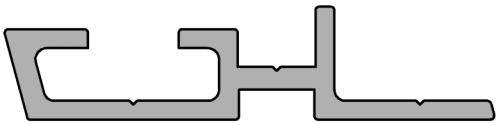

12408

12407

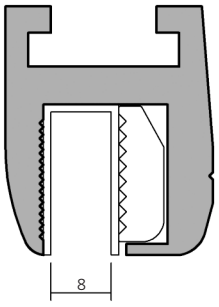

12284

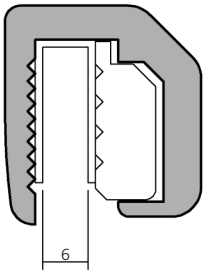

12403

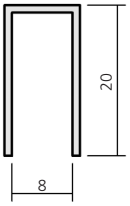

12285

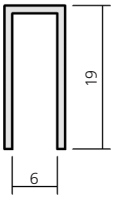

22710

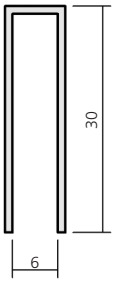

22411

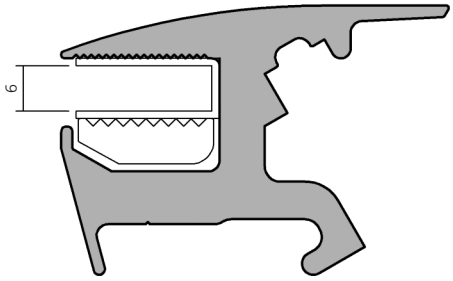

16863

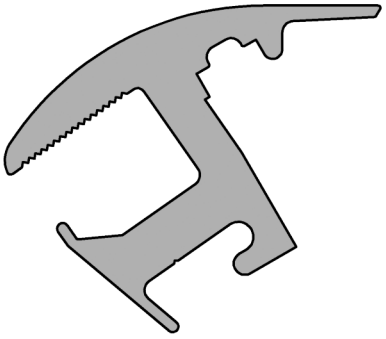

16862

12281

12282



16861

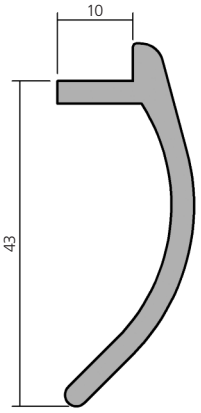

16868

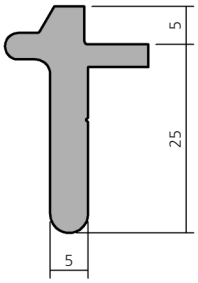

16860

Sonderprofile
Special profiles

120

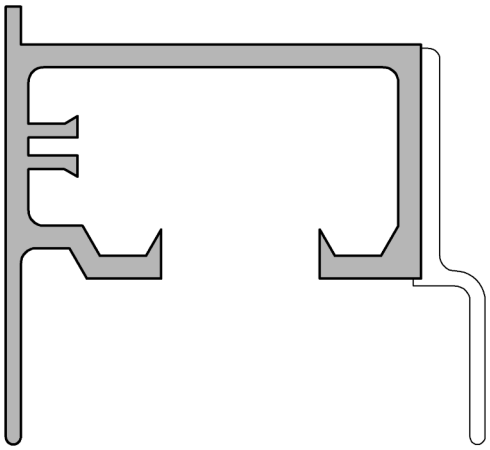

14107

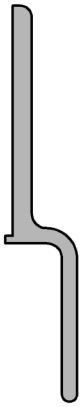

14109

14225

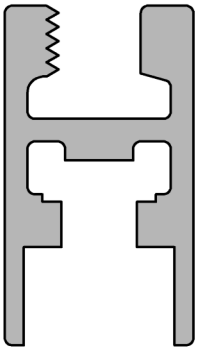

14100

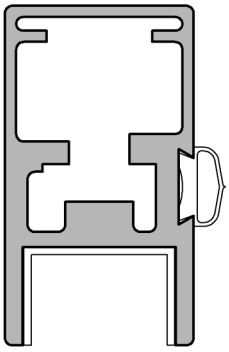

14101

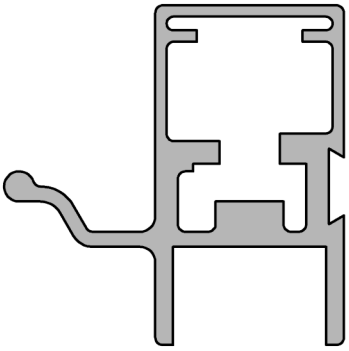

14106

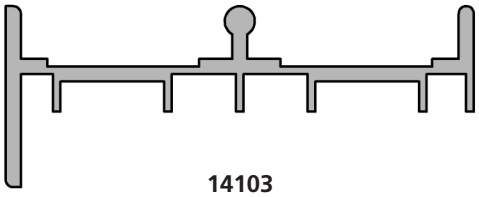

14103



14220

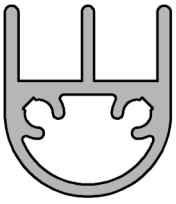

16467

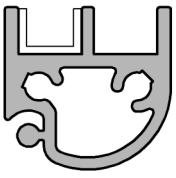

16468

16470

16471

16469

Sonderprofile
Special profiles

120

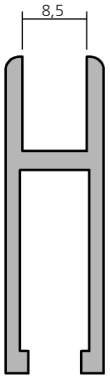

16440

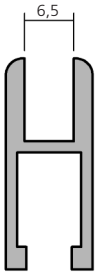

16420

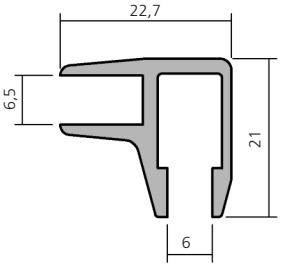

16432

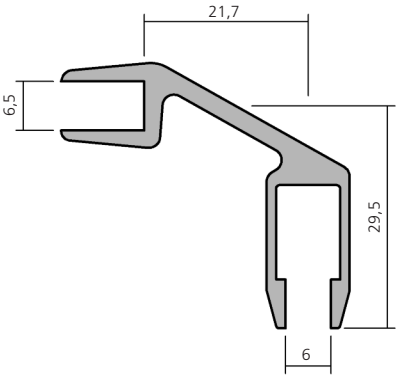

16433

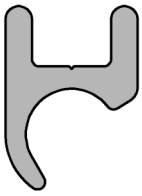

16431

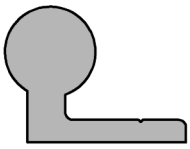

16430

16421

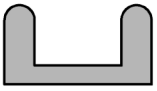

16441

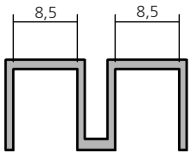

16419

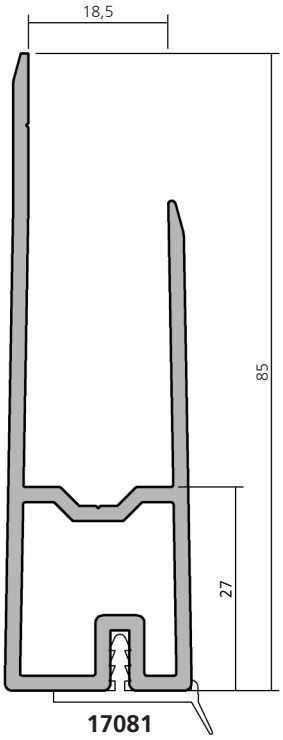

17081

Endkappe / End cap
24852 rechts / right
24853 links / left

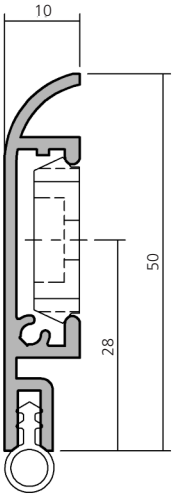

17080

Endkappe / End cap
24854 rechts / right
24855 links / left

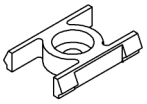

22405

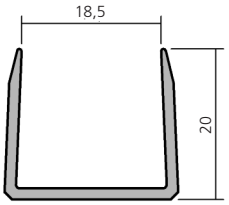

17156

22840

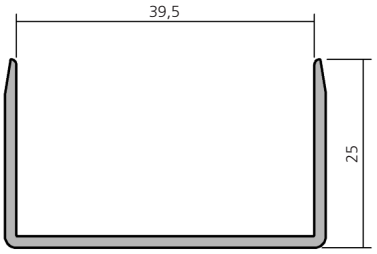

17182

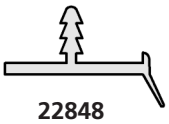

22848

Sonderprofile
Special profiles

120

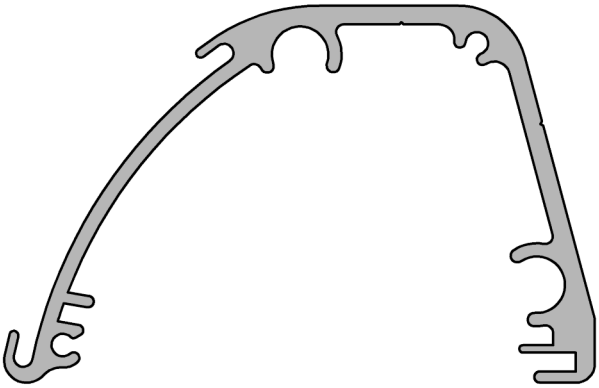

13801

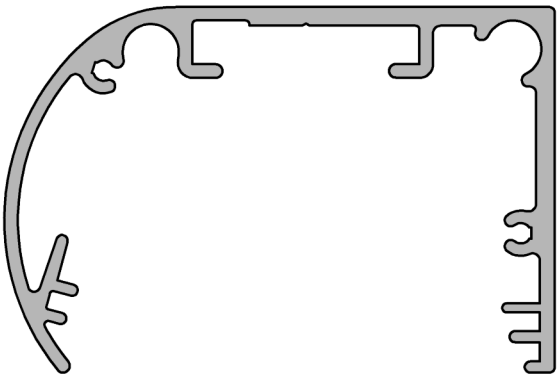

13807

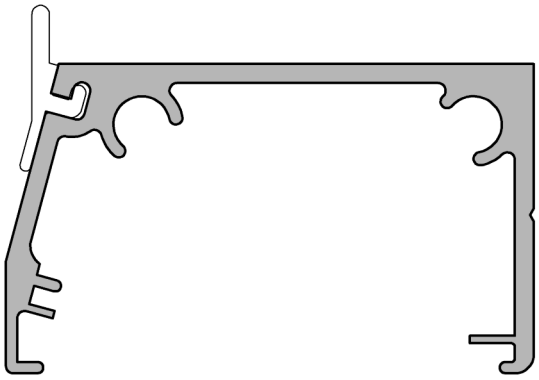

13804

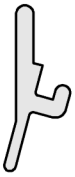

22417

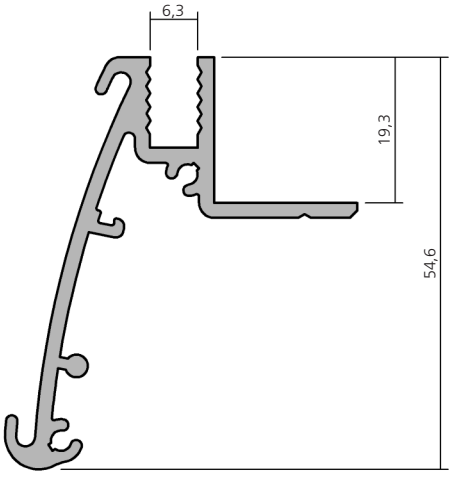

13812

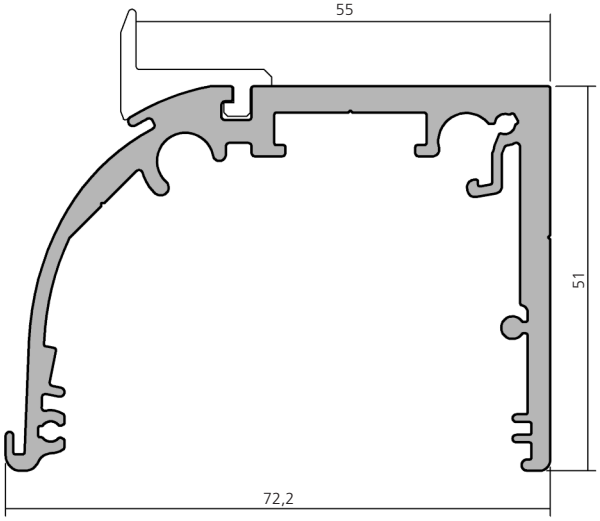

13811

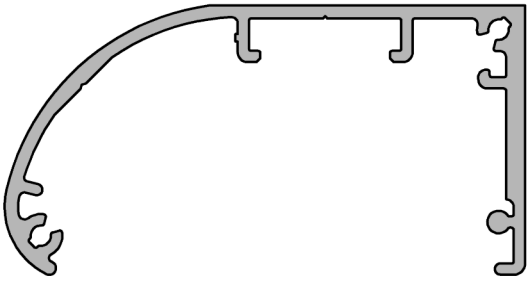

13809

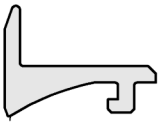

23874

22418

Sonderprofile
Special profiles

120

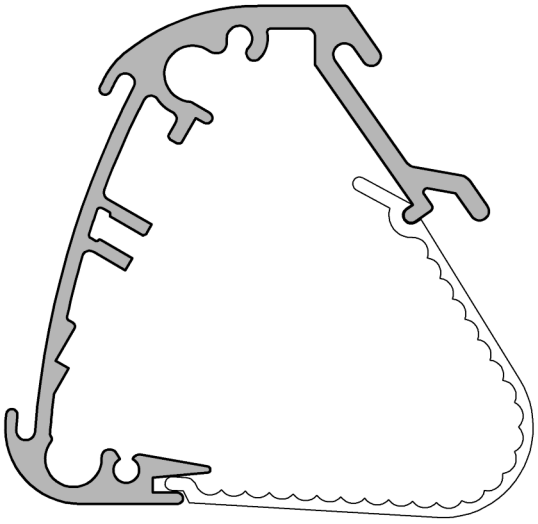

13805

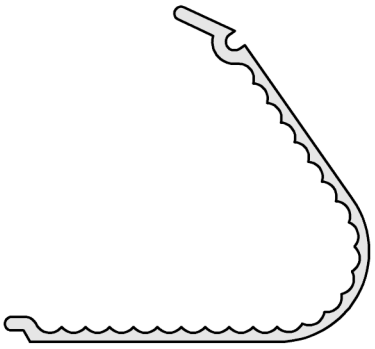

22003

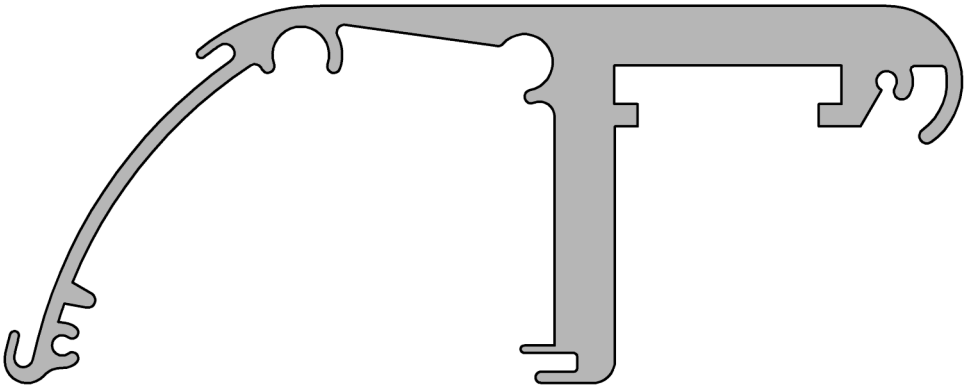

12575

Sonderprofile
Special profiles

120

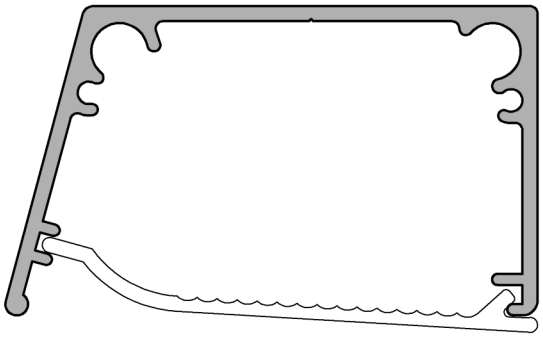

13845

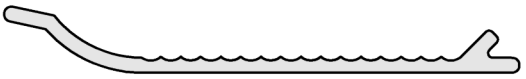

22847

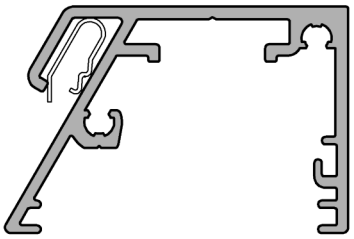

13813

22005

12067

Sonderprofile
Special profiles

120

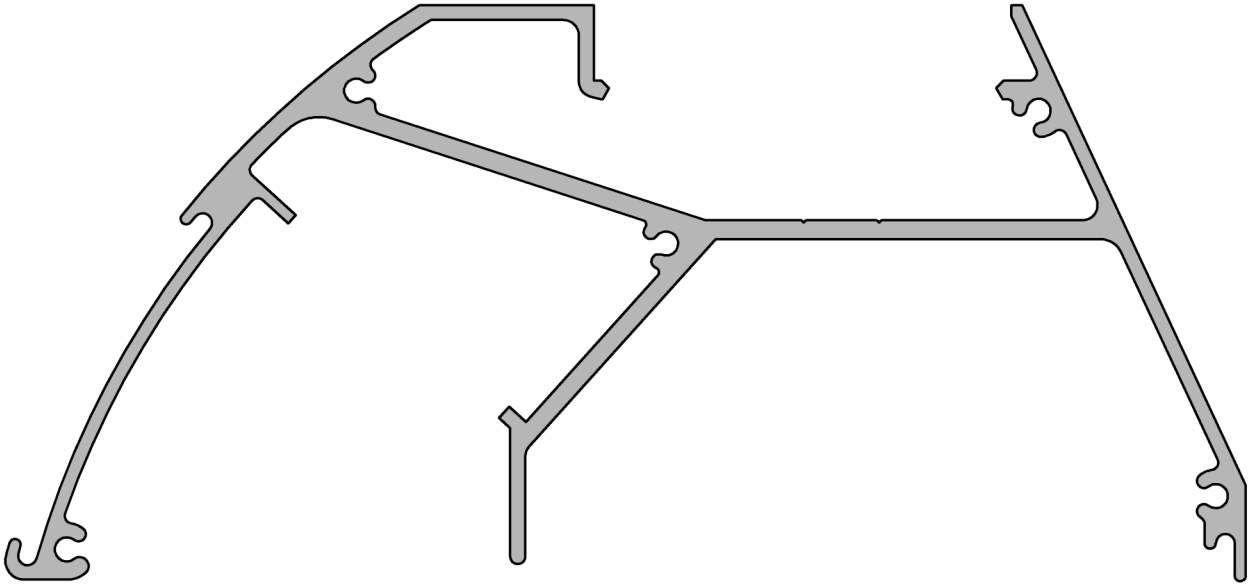

13833

Sonderprofile
Special profiles

120

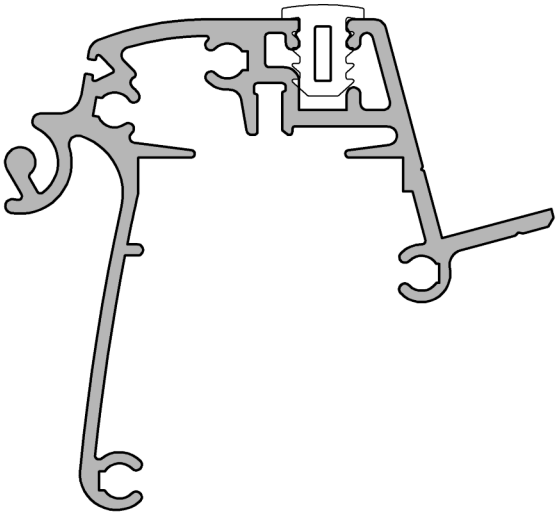

17082

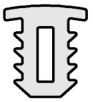

22419

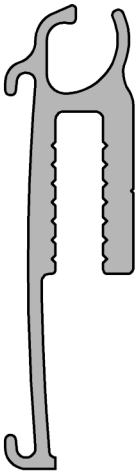

17083

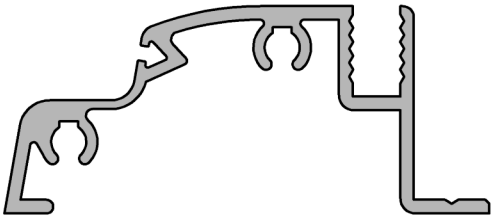

17084

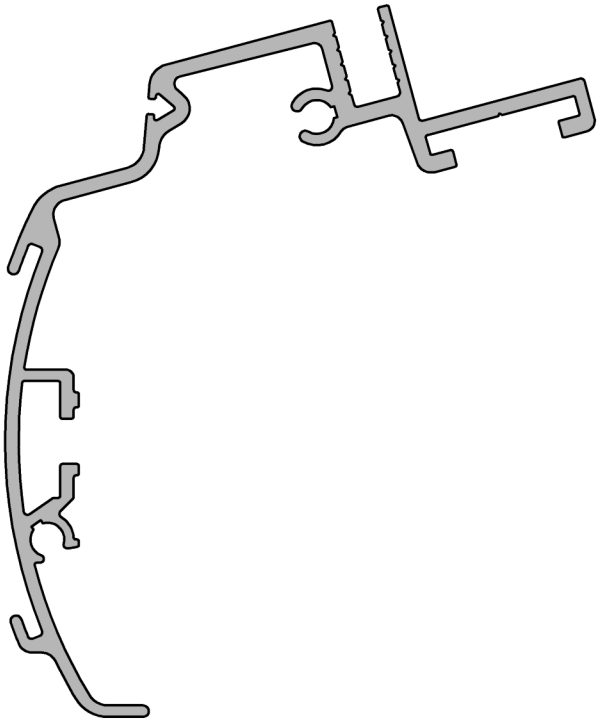

17085

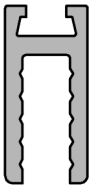

17086

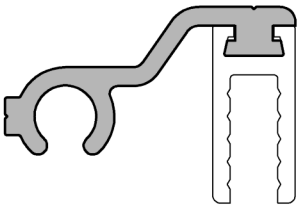

16836

Kippbeschlag
Tilting armature

205

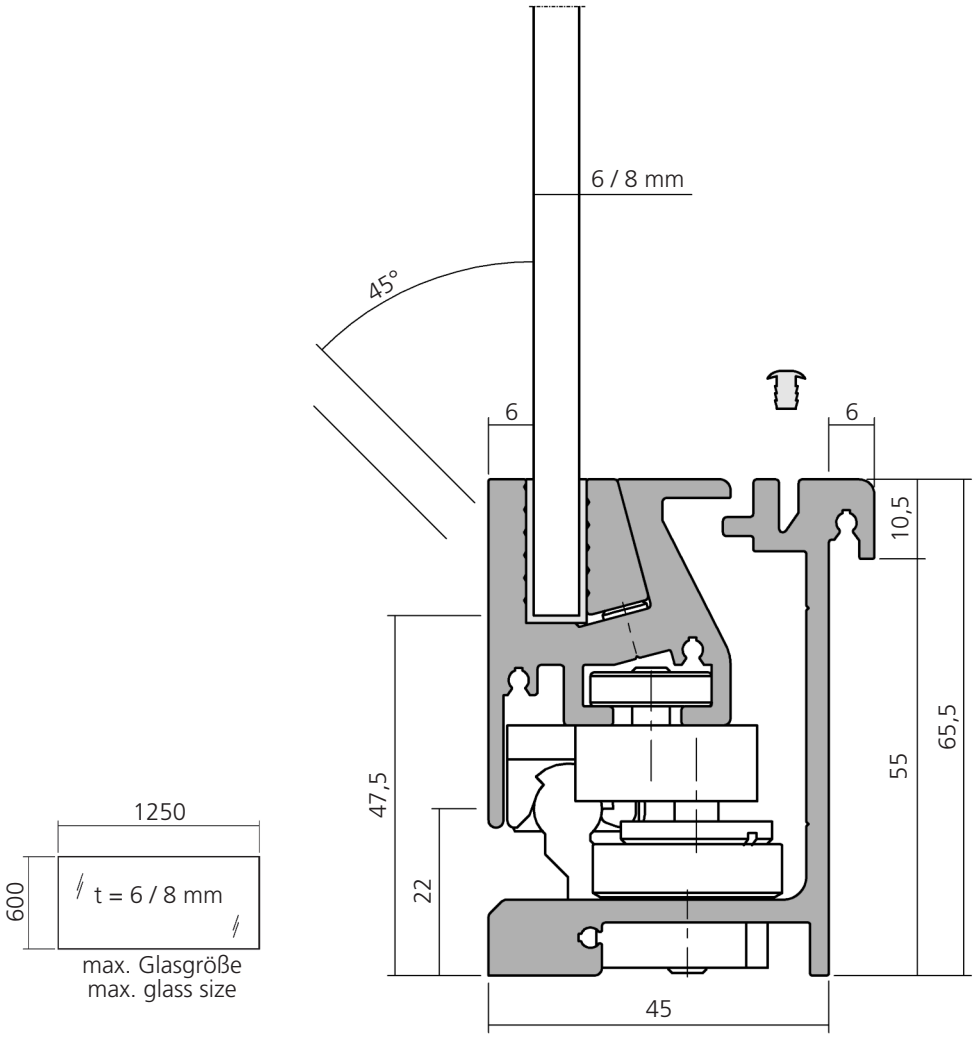

Darstellung
Image **100%**



Kippbeschlag für senkrechtes, gebogenes Frontglas
max. Frontglasgröße L = 1250 mm H = 600 mm
Außenecken 45°, 22,5°
Innenecken 45°, 22,5

Tilting armature for vertical, curved counter
max. front glass size L = 1250 mm H = 600 mm
External corner 45°, 22,5°
Internal corner 45°, 22,5°

Wir empfehlen ESG-Glas in allen Thekenaufbauten zu verwenden.

We recommend always thoughened safety glass for all our systems.

Kippbeschlag
Tilting armature

205

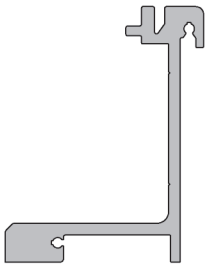

Anschlagprofil, Aluminium	6000 mm	**15010**

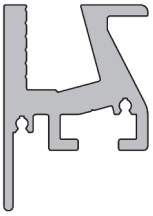

Glasklemmprofil, Aluminium Glass clamping profile	6000 mm Bohrabstand Bore distance 150 mm	**15011**
Schraube M5 x 8 DIN 913 Screw M5 x 8 DIN 913	VPE 25 PU 25	**SC012**

Klemmprofil, Aluminium Clamping profile	6 mm Glas/glass 8 mm Glas/glass	**12212** **12208**

Abdeckprofil, Weich-PVC Covering profile, soft-PVC		**22418**

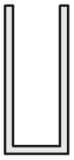

Einfassprofil, PVC Bordering profile, PVC	6 mm 8 mm	**22710** **12285**

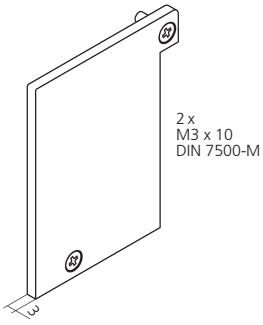

Endkappe, Aluminium	rechts/right	**24066**

WAS Warsteiner Alu Systeme

Kippbeschlag
Tilting armature

205

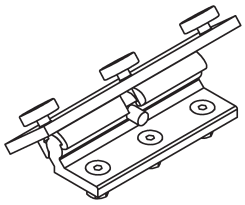

Scharnier **27218**

Hinge

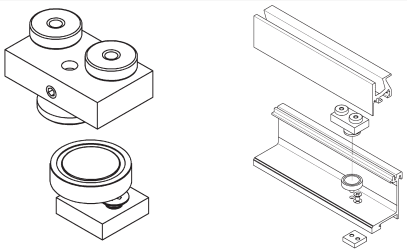

Magnetsicherung **27242**
Haftkraft: 25 kg
2 Stück / Glas

Magnetic lock
Holding force: 25 kg
2 pieces / glass

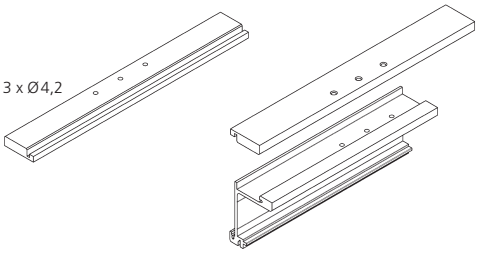

Bohrschablone, Aluminium **23488**
für Scharnier 27218

Drilling jig
for hinge 27218

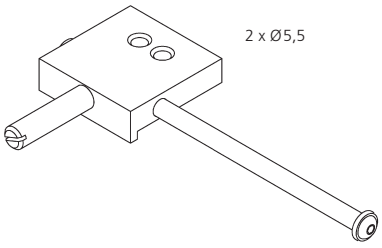

Bohrschablone **23489**
für Magnetsicherung 22742

Drilling jig
for magnetic lock 22742

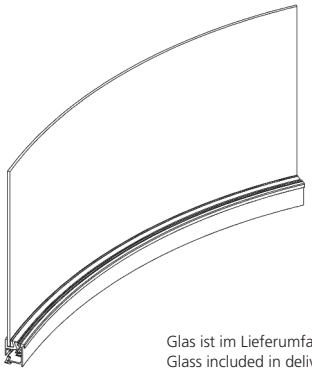

Glas ist im Lieferumfang enthalten
Glass included in delivery

Außenecke 45°	6 mm	**27200**
External corner	8 mm	**27210**
R1248 mm		
600 mm hoch / high		
Außenecke 22,5°	6 mm	**27201**
External corner	8 mm	**27211**
R3033 mm		
600 mm hoch / high		



Glas ist im Lieferumfang enthalten
Glass included in delivery

Innenecke 45°	6 mm	**27202**
Internal corner	8 mm	**27212**
R1248 mm		
600 mm hoch / high		
Innenecke 22,5°	6 mm	**27203**
Internal corner	8 mm	**27213**
R3033 mm		
600 mm hoch / high		

Kippbeschlag
Tilting armature

205

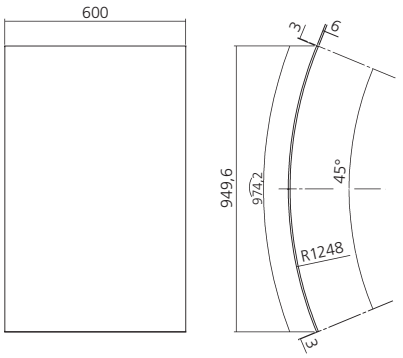

Frontglas 45°, 6 mm
für Außen- und Innenecke

Frontglass 45°, 6 mm
for external- and internal corner

Außenradius: R 1248 mm

Outer radius: R 1248 mm

27250

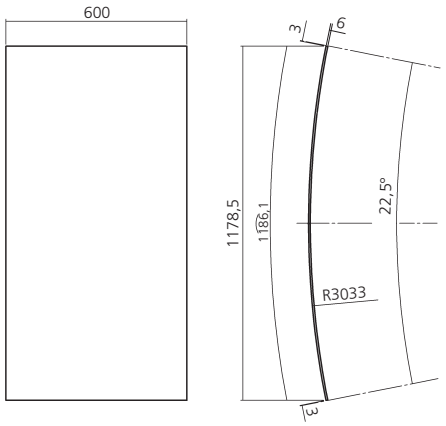

Frontglas 22,5°, 6 mm
für Außen- und Innenecke

Frontglass 22,5°, 6 mm
for external- and internal corner

Außenradius: R 3033 mm

Outer radius: R 3033 mm

27251

Korpusabmessungen Außenecke
Carcass dimensions external corner

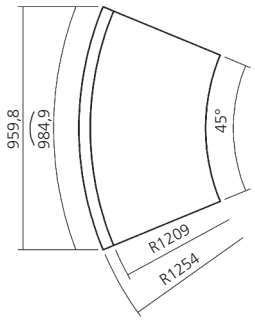

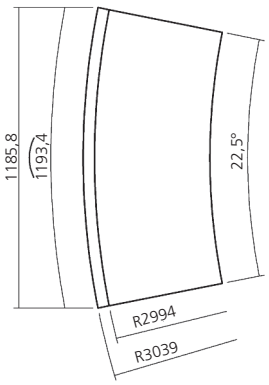

Korpusabmessungen Innenecke
Carcass dimensions internal corner

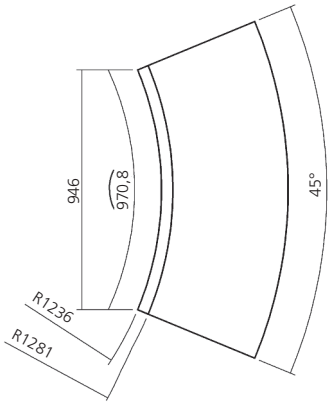

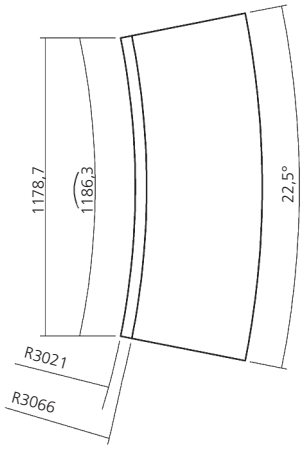

WAS Warsteiner Alu Systeme

Kippbeschlag
Tilting armature

221

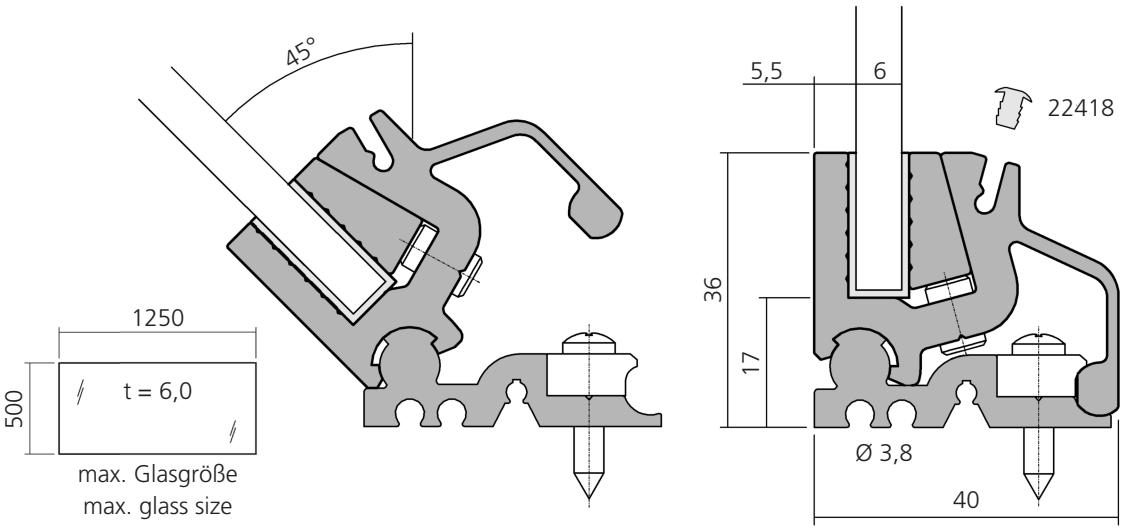

Darstellung
Image **100%**

	Anschlagprofil, Aluminium Stop profile	6000 mm	**12209**
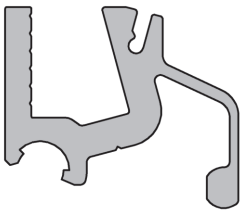	Glasklemmprofil, Aluminium Glas clamping profile	6000 mm Bohrabstand Bore distance 150 mm	**12211**
	Schraube M6 x 10 DIN 913 Screw M6 x 10 DIN 913	VPE 25 PU 25	**SC003**
	Klemmprofil, Aluminium Clamping profile	6000 mm	**12212**
	Abdeckprofil, Weich-PVC Covering profile, Soft-PVC		**22418**
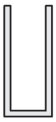	Einfassprofil, Weich-PVC Bordering profile, Soft-PVC	3000 mm	**22710**
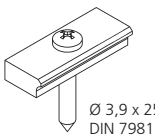	Klemmstück min 2 Stück / Glas Clamping piece min 2 pieces / glass	VPE 10 PU 10	**22407**
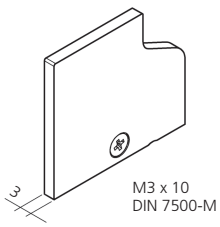	Endkappe, Aluminium End cap	rechts/right links/left	**24064** **24065**

Kippbeschlag®
Tilting armature®

224

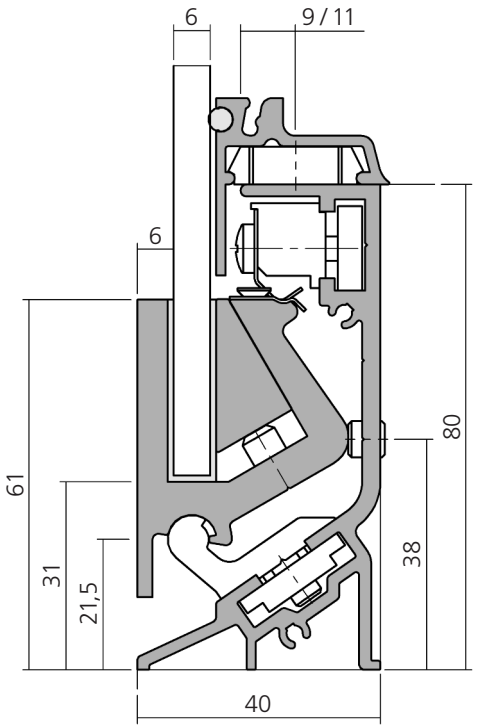

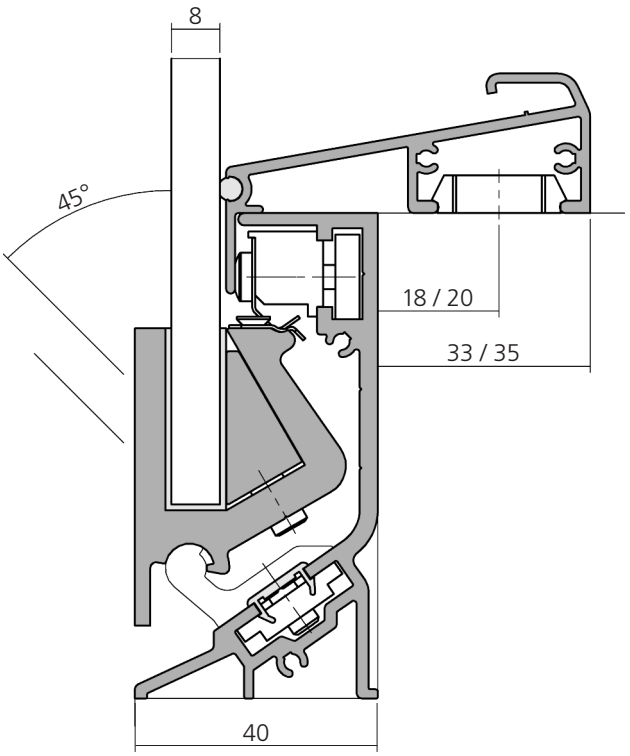

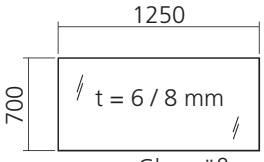

max. Glasgröße
max. glass size

Darstellung
Image **80%**

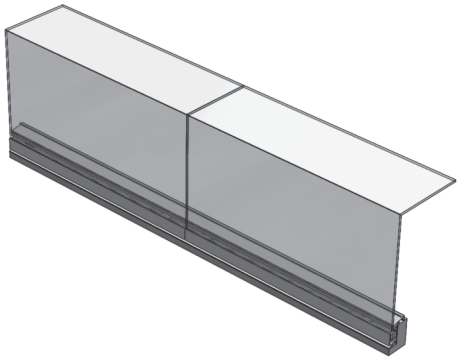

Kippbeschlag für senkrechtes Frontglas
max. Frontglasgröße L = 1250 mm H = 700 mm
max. Deckglastiefe T = 500 mm

Tilting armature for vertical, curved counter
max. front glass size L = 1250 mm H = 700 mm
max. upper glass size T = 500 mm

Wir empfehlen ESG-Glas in allen Thekenaufbauten zu verwenden.

We recommend always thoughened safety glass for all our systems.

Kippbeschlag®
Tilting armature®

224

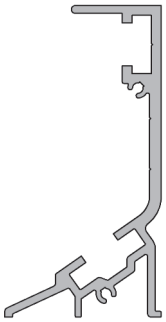	Anschlagprofil, Aluminium Stop profile	6000 mm	**12230**
	Schraube M6 x 6 DIN 913 Screw M6 x 6 DIN 913	VPE 25 PU 25	**SC005**
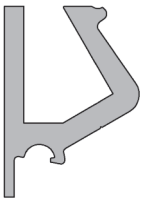	Glashalteprofil, Aluminium Glass holding profile	6000 mm Bohrabstand Bore distance 150 mm	**12223**
	Schraube M6 x 10 DIN 913 Screw M6 x 10 DIN 913	VPE 25 PU 25	**SC003**
	Klemmprofil, Aluminium Clamping profile	6000 mm	**12224**
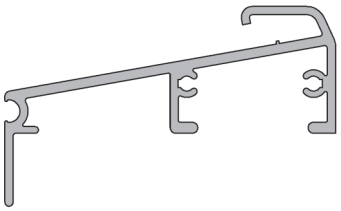	Preisschienenprofil, Aluminium Price-tag rail	6000 mm	**12220**
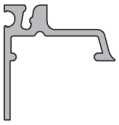	Preisschienenprofil, Aluminium Price-tag rail	6000 mm	**12225**
	Einfassprofil, PVC Bordering profile, PVC	6 mm	**22411**
	Einfassprofil, PVC Bordering profile, PVC	8 mm	**22413**
	Rundschnur, Weich-PVC Cord profile, Soft-PVC	Ø 4 mm	**00535**
	Abdeckprofil, PVC Covering profile, PVC	6000 mm	**30160**

Kippbeschlag®
Tilting armature®

224

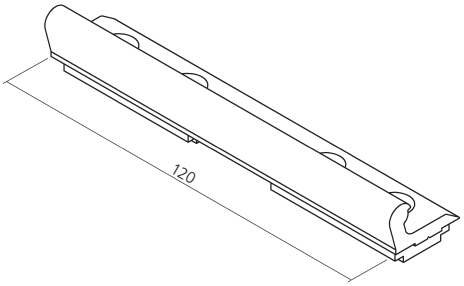

Kipplager **12410**
2 Stück / Glas

Tilting bearing
2 pieces / glass

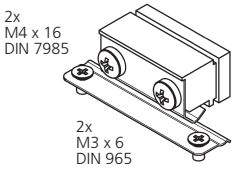

Arretierung **22403**

Locking mechanism

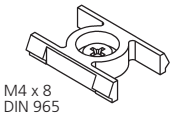

Verbindungsclip, Polyamid **22405**

Connecting clip, Polyamide

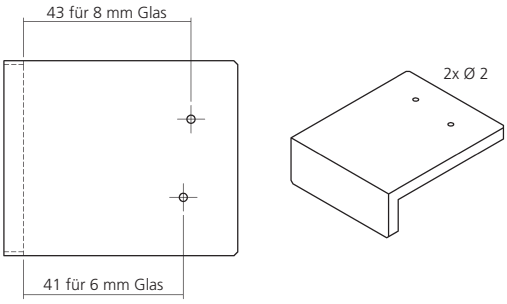

Bohrschablone 12220 **23481**
für Verbindungsclip 22405

Drilling jig 12220
for connecting clip 22405

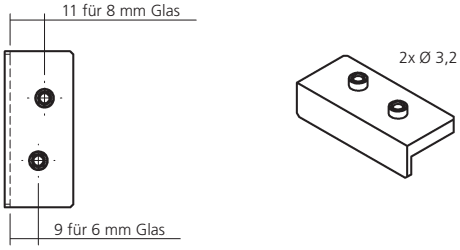

Bohrschablone 12225 **23482**
für Verbindungsclip 22405

Drilling jig 12225
for connecting clip 22405

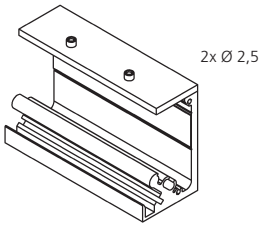

Bohrschablone 12223 **23483**
für Arretierung 22403

Drilling jig 12223
for locking mechanism 22403

Kippbeschlag®
Tilting armature®

224

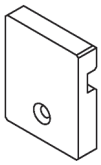

Bohrschablone 12230
für Einstellschraube M6 x 6 DIN 913

Drilling jig 12230
for adjusting screw M6 x 6 DIN 913

23490

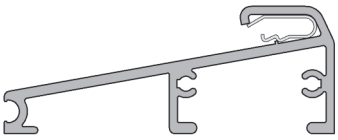

Preisschienenprofil, Aluminium — 6000 mm — **12219**

Price-tag rail

Klemmprofil, PVC — 3000 mm — **22005**

Clamping profile

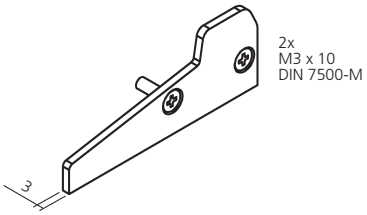

Endkappe, Aluminium
für Profil 12219 / 20

End cap
for profile 12219 / 20

rechts/right **24071**
links/left **24072**

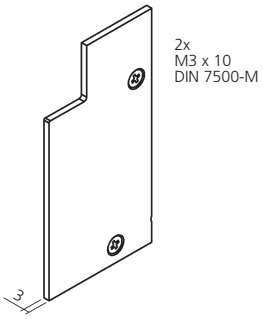

Endkappe, Aluminium
für Profil 12230 / 12220

End cap
for profile 12230 / 12220

rechts/right **24068**
links/left **24069**

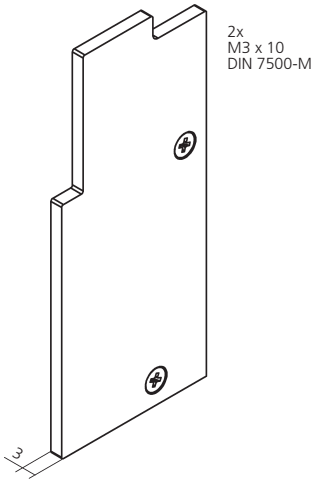

Endkappe, Aluminium
für Profil 12230 / 12225

End cap
for profile 12230 / 12225

rechts/right **24094**
links/left **24095**

Kippbeschlag®
Tilting armature®

225

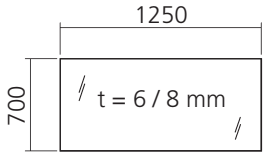

max. Glasgröße
max. glass size

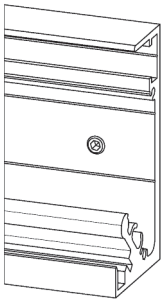

M6 x 6
DIN 913

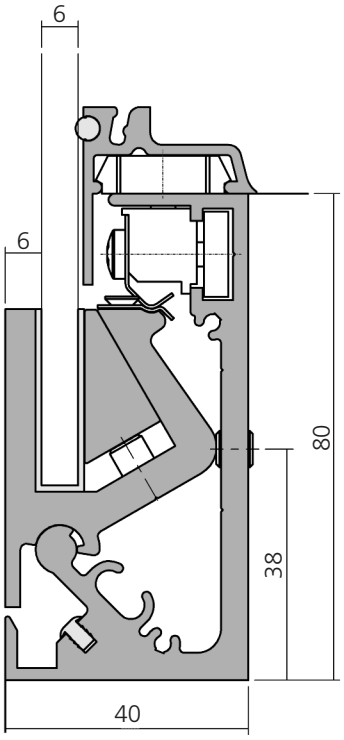

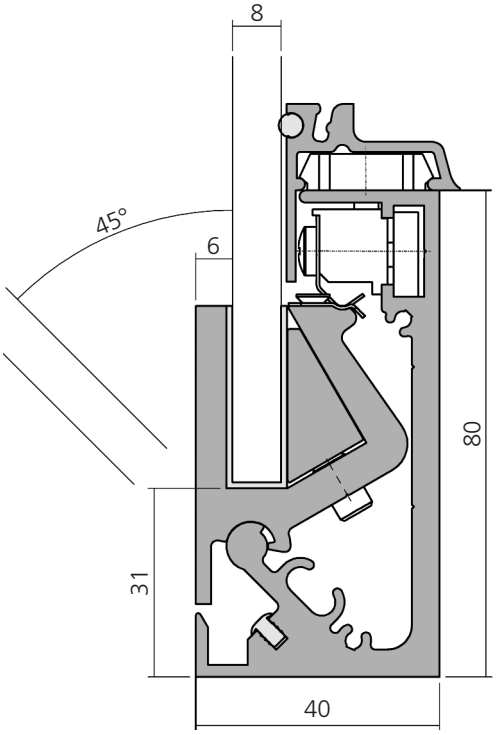

Gewinde M6 für Einstellschraube,
bauseits 2 Einstellschrauben je Glas

Adjustable screw, drill by customer
2 screws each glass

Darstellung
Image **80%**

	Anschlagprofil, Aluminium Stop profile	6000 mm	**12222**
	Schraube M6 x 6 DIN 913 Screw M6 x 6 DIN 913	VPE 25 PU 25	**SC005**
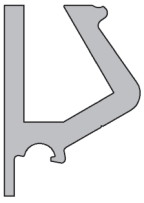	Glashalteprofil, Aluminium Glass holding profile	6000 mm Bohrabstand Bore distance 150 mm	**12223**
	Schraube M6 x 10 DIN 913 Screw M6 x 10 DIN 913	VPE 25 PU 25	**SC003**
	Klemmprofil, Aluminium Clamping profile	6000 mm	**12224**
	Preisschienenprofil, Aluminium Price-tag rail	6000 mm	**12225**

Kippbeschlag®
Tilting armature®

225

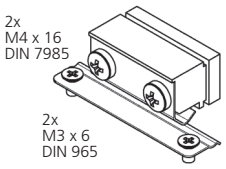	Arretierung Locking mechanism		**22403**
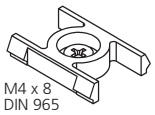	Verbindungsclip, Polyamid Connecting clip, Polyamide		**22405**
	Einfassprofil, PVC Bordering profile, PVC	6 mm	**22411**
	Einfassprofil, PVC Bordering profile, PVC	8 mm	**22413**
	Abdeckprofil, Weich-PVC Covering profile, Soft-PVC		**22418**
	Rundschnur, Weich-PVC Cord profile, Soft-PVC	4 mm	**00535**
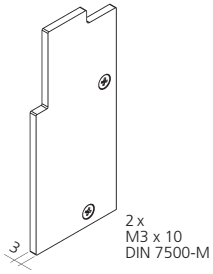	Endkappe, Aluminium End cap	rechts/right links/left	**24094** **24095**
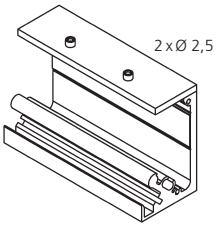	Bohrschablone – Glashalteprofil für Arretierung 22403 Drilling jig – glass holding profile for locking mechanism 22403		**23483**
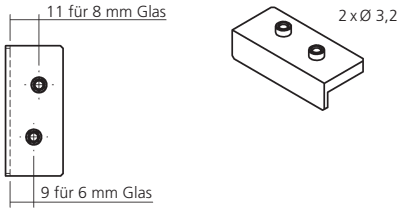	Bohrschablone für Verbindungsclip 22405 Drilling jig for connecting 22405		**23482**
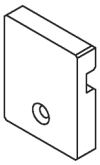	Bohrschablone, Stahl für Einstellschraube M6 x 6 DIN 913 Drilling jig, steel for adjusting screw M6 x 6 DIN 913		**23490**

WAS Warsteiner Alu Systeme

Kippbeschlag®
Tilting armature®

226

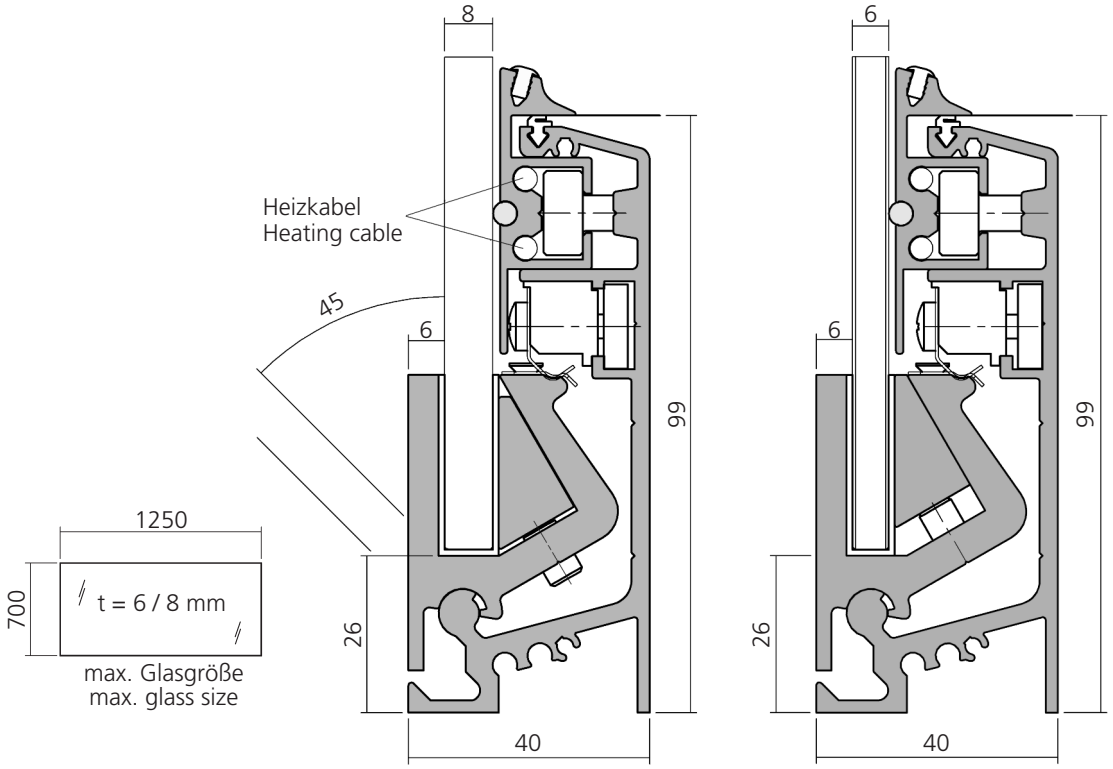

Darstellung
Image **80%**

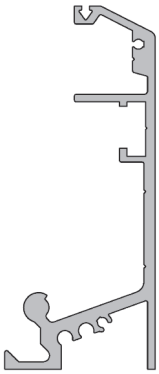	Anschlagprofil, Aluminium Stop profile	6000 mm	**12226**
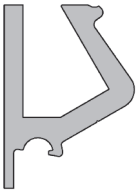	Glashalteprofil, Aluminium Glass holding profile	6000 mm Bohrabstand Bore distance 150 mm	**12223**
	Schraube M6 x 10 DIN 913 Screw M6 x 10 DIN 913	VPE 25 PU 25	**SC003**
	Klemmprofil, Aluminium Clamping profile	6000 mm	**12224**
	Einstellprofil, Aluminium Adjustment profile	6000 mm	**12227**

Kippbeschlag Ⓤ
Tilting armature Ⓤ

226

	Einfassprofil, PVC Bordering profile, PVC	8 mm	**22413**
	Dichtungsgummi, EPDM schwarz Sealing rubber, EPDM black		**22004**
	Rundschnur, Weich-PVC Cord, Soft-PVC	4 mm	**00535**
	Abdeckprofil, Weich-PVC Covering profile, Soft-PVC		**22418**
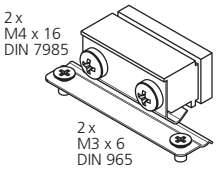	Arretierung Locking mechanism		**22403**
	Stellschraube, Edelstahl Adjusting screw, stainless steel	M6	**22401**
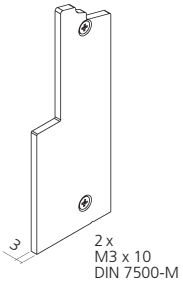	Endkappe, Aluminium End cap	rechts/right links/left	**24079** **24080**
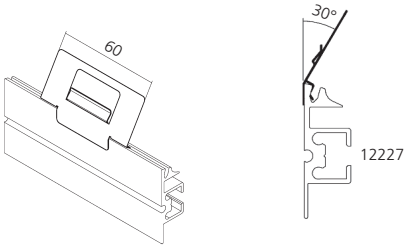	Preisschildhalter, Federstahl Holder for price ticket, spring steel		**22432**
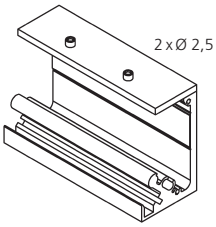	Bohrschablone – Glashalteprofil für Arretierung 22403 Drilling jig – glass holding profile for locking mechanism 22403		**23483**

WAS Warsteiner Alu Systeme

Kippbeschlag
Tilting armature

227

Öffnungswinkel
Opening angle

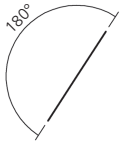

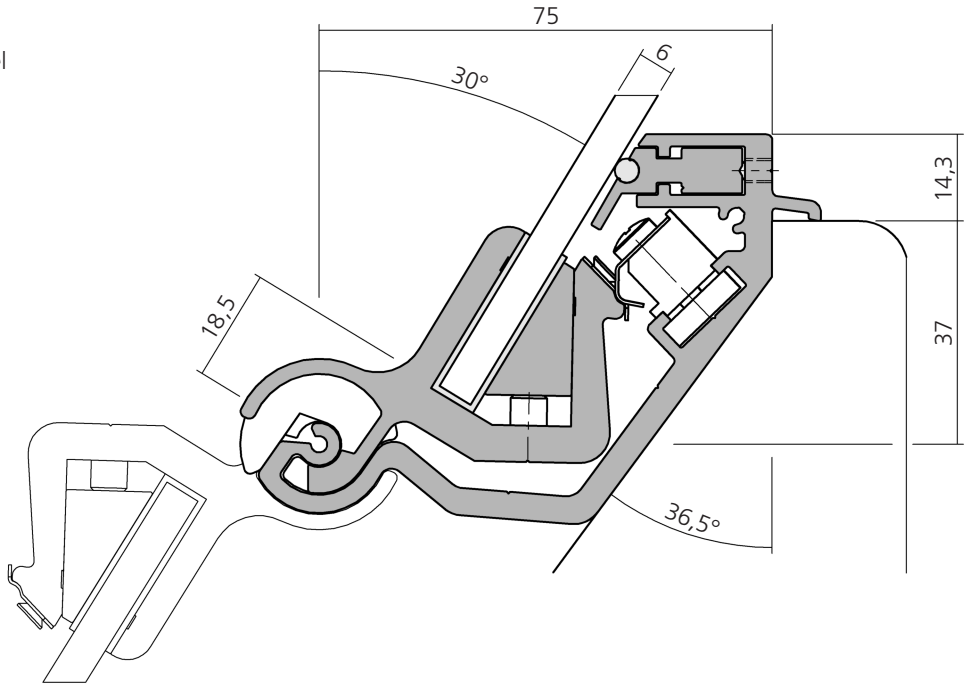

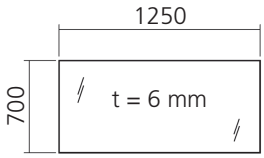

max. Glasgröße
max. glass size

Darstellung
Image **80%**

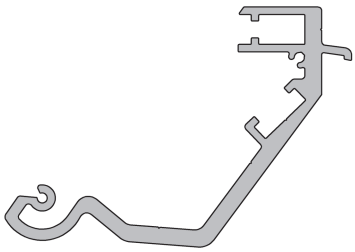	Anschlagprofil, Aluminium Stop profile	6000 mm Bohrabstand Bore distance 150 mm	**12202**
	Schraube M4 x 6 DIN 914 Screw M4 x 6 DIN 914	VPE 25 PU 25	**SC011**
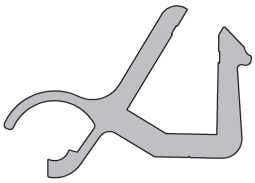	Glashalteprofil, Aluminium Glass holding profile	6000 mm Bohrabstand Bore distance 150 mm	**12203**
	Schraube M6 x 10 DIN 913 Screw M6 x 10 DIN 913	VPE 25 PU 25	**SC003**
	Klemmprofil, Aluminium Clamping profile	6000 mm	**12224**
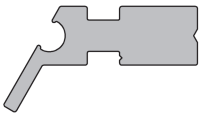	Einstellprofil, Aluminium Adjustment profile	6000 mm	**12205**

Kippbeschlag
Tilting armature

227

Einfassprofil, PVC
Bordering profile, PVC
6 mm
22411

Rundschnur, Weich-PVC
Cord, Soft-PVC
4 mm
00535

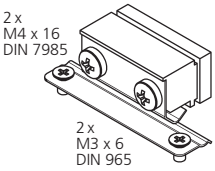

Arretierung
Locking mechanism
22403

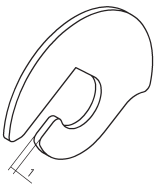

Distanzblech, Aluminium
Distance plate
27071

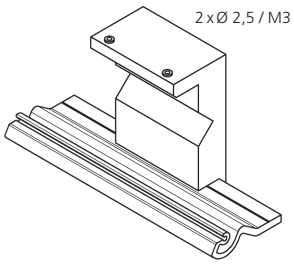

Bohrschablone – Glashalteprofil
für Arretierung 22403
Drilling jig – glass holding profile
for locking mechanism 22403
23484

WAS Warsteiner Alu Systeme

Kippbeschlag
Tilting armature

230

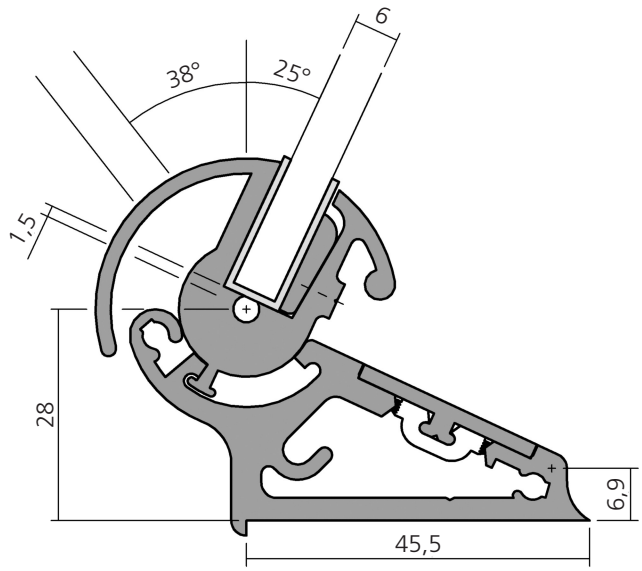

Darstellung
Image **100%**

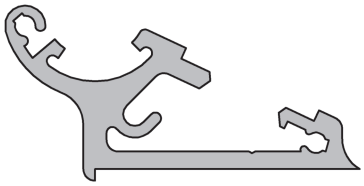	Anschlagprofil, Aluminium Stop profile	6000 mm	**17100**
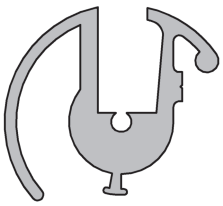	Glasklemmprofil, Aluminium Glass clamping profile	6000 mm Bohrabstand Bore distance 150 mm	**17101**
	Schraube M4 x 4 DIN 913 Screw M4 x 4 DIN 913	VPE 25 PU 25	**SC004**
	Klemmprofil, Aluminium Clamping profile	6000 mm	**17102**
	Abdeckprofil, Aluminium Covering profile	6000 mm	**17038**
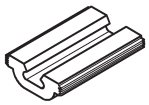	Profilverbindung, Kunststoff Profile connection, plastic		**22434**
	Einfassprofil, PVC Bordering profile, PVC		**22710**
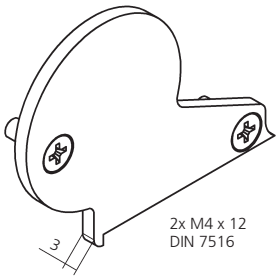	Endkappe, Aluminium End cap	rechts/right links/left	**23268** **23269**

WAS Warsteiner Alu Systeme

Kippbeschlag
Tilting armature

231

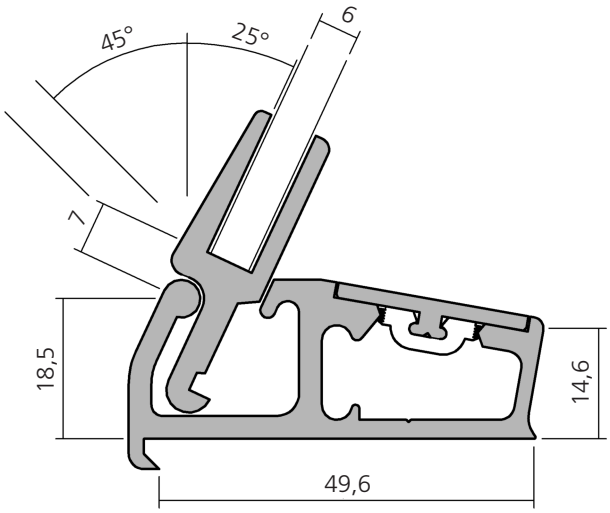

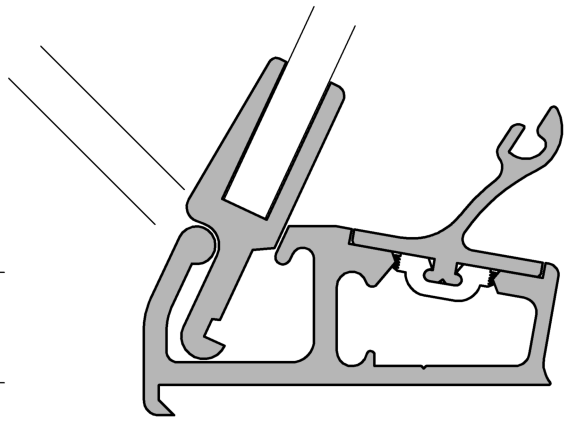

Darstellung
Image **100%**

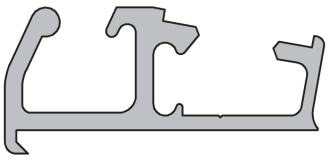	Anschlagprofil, Aluminium Stop profile	6000 mm	**12217**
	Glashalteprofil, Aluminium Glass holding profile	6000 mm	**12239**
	Abdeckprofil, Aluminium Covering profile	6000 mm	**17038**
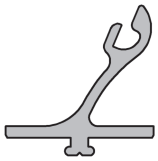	Abdeckprofil, Aluminium Covering profile	6000 mm	**17039**
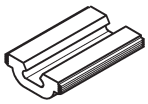	Profilverbindung, Kunststoff Profile connection, plastic		**22434**
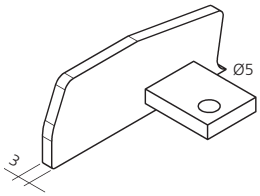	Endkappe, Aluminium End cap	rechts/right links/left	**24085** **24086**

WAS Warsteiner Alu Systeme

Kippbeschlag
Tilting armature

232

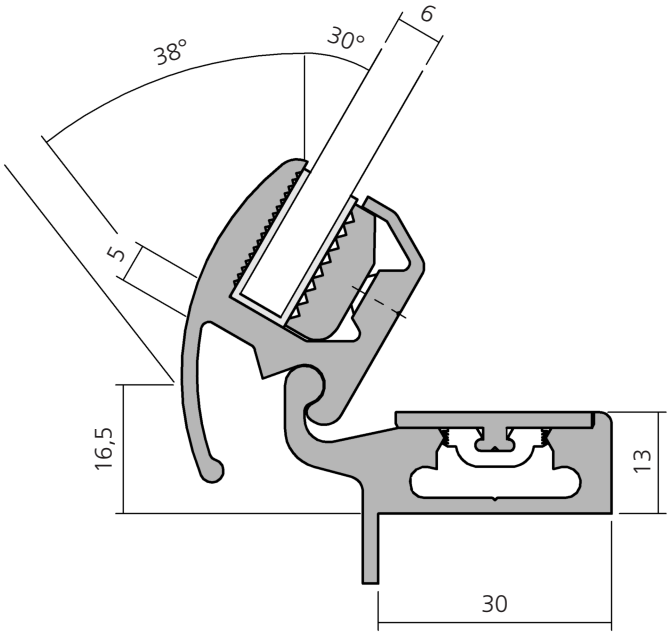

Darstellung
Image **100%**

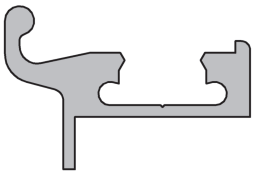	Anschlagprofil, Aluminium Stop profile	6000 mm	**17061**
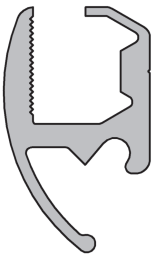	Glasklemmprofil, Aluminium Glass clamping profile	6000 mm Bohrabstand Bore distance 150 mm	**12260**
	Schraube M6 x 6 DIN 913 Screw M6 x 6 DIN 913	VPE 25 PU 25	**SC005**
	Klemmprofil, Aluminium Clamping profile	6000 mm	**12281**
	Abdeckprofil, Aluminium Covering profile	6000 mm	**17038**
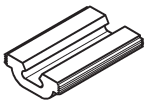	Profilverbindung, Kunststoff Profile connection, plastic		**22434**
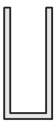	Einfassprofil, PVC Bordering profile, PVC		**22710**

Kippbeschlag
Tilting armature

233

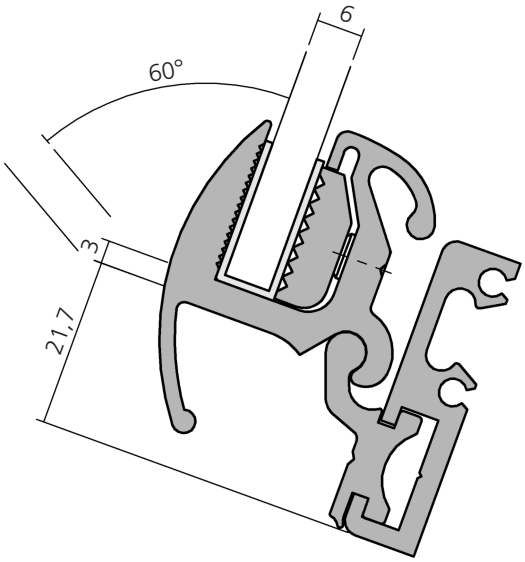

Darstellung
Image **100%**

	Anschlagprofil, Aluminium Stop profile	6000 mm	**17026**
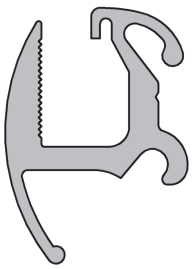	Glasklemmprofil, Aluminium Glass clamping profile	6000 mm Bohrabstand Bore distance 150 mm	**12267**
	Schraube M6 x 6 DIN 913 Screw M6 x 6 DIN 913	VPE 25 PU 25	**SC005**
	Anschlagprofil, Aluminium Stop profile	6000 mm	**12265**
	Klemmprofil, Aluminium Clamping profile	6000 mm	**12281**
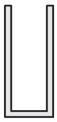	Einfassprofil, PVC Bordering profile, PVC		**22710**

Kippbeschlag
Tilting armature

234

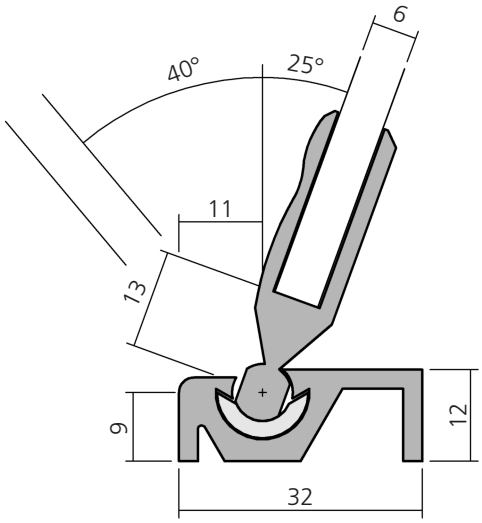

Darstellung
Image **100%**

	Anschlagprofil, Aluminium Stop profile	6000 mm	**12249**
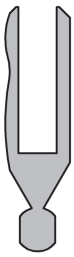	Glashalteprofil, Aluminium Glass holding profile	6000 mm	**12250**
	Einlageprofil, PVC Inlay profile	6000 mm	**22412**
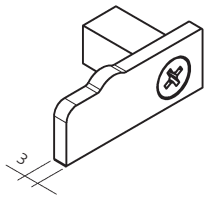	Endkappe, Aluminium End cap	rechts/right links/left	**24090** **24091**

WAS Warsteiner Alu Systeme

Kippbeschlag
Tilting armature

235

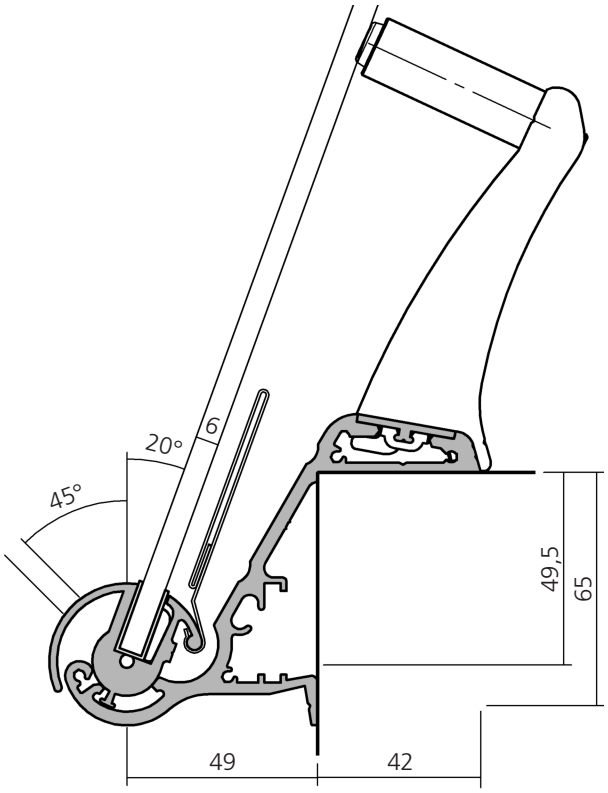

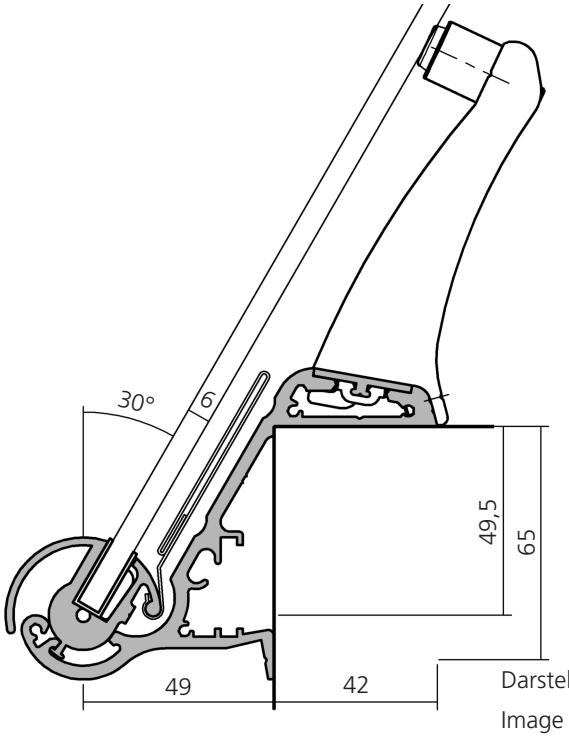

Darstellung
Image **50%**

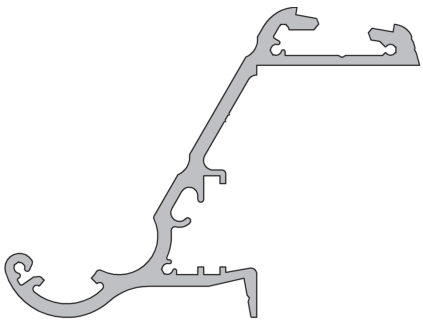	Anschlagprofil, Aluminium Stop profile	6000 mm	**12269**
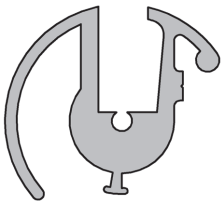	Glasklemmprofil, Aluminium Glas clamping profile	6000 mm Bohrabstand Bore distance 150 mm	**17101**
	Schraube M4 x 4 DIN 913 Screw M4 x 4 DIN 913	VPE 25 PU 25	**SC004**
	Klemmprofil, Aluminium Clamping profile	6000 mm	**17102**
	Abdeckprofil, Aluminium Covering profile	6000 mm	**17038**
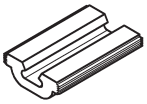	Profilverbindung, Kunststoff Profile connection, plastic		**22434**

Kippbeschlag
Tilting armature

235

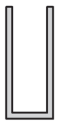

Einfassprofil, PVC Bordering profile, PVC		**22710**

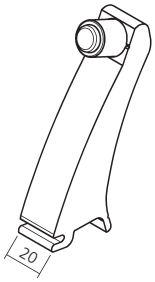

Scheibenstütze, Aluminium Support for glass	30°	**23271**

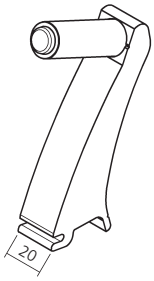

Scheibenstütze, Aluminium Support for glass	20°	**23270**

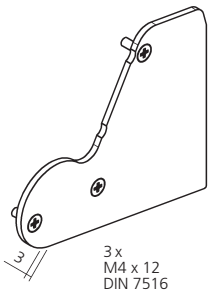

Endkappe, Aluminium End cap	rechts/right links/left	**23272** **23273**

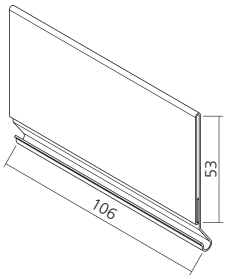

Preisschildhalter, Kunststoff Holder for price ticket, plastic		**57041**

Kippbeschlag
Tilting armature

245

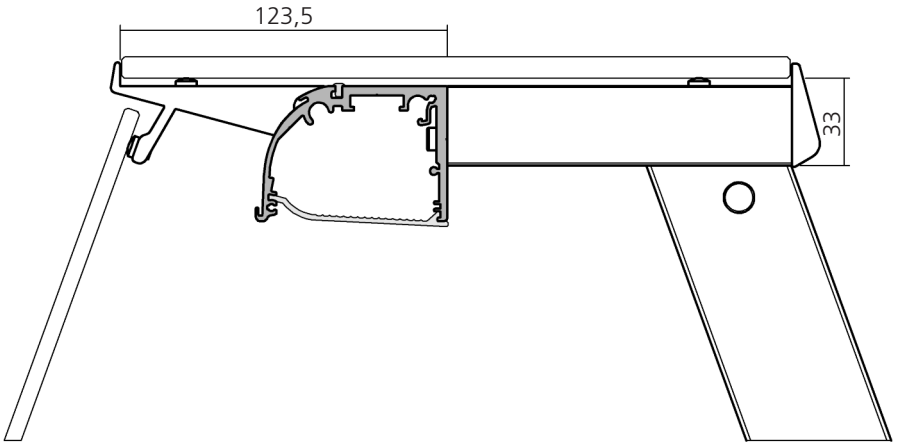

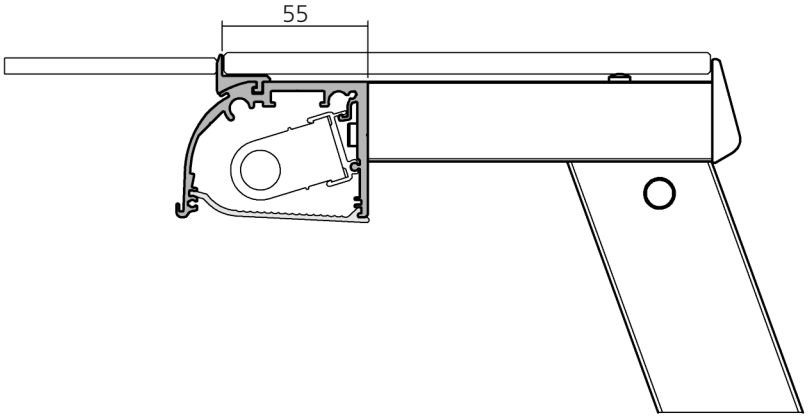

Darstellung
Image **35%**

Stützen und Zubehör siehe Gruppe 2 System 260
Zwischenträger und Zubehör siehe Gruppe 2 System 270
Kipplagersysteme siehe Gruppe 2 System 220-235
Beleuchtung und Zubehör siehe Gruppe 4 System 460, 470

Supports and accessories, please look at group 2 system 260
Intermediate brackets and accessories, please look at group 2 system 270
Tilting armatures and accessories, please look at group 2 system 220-235
Lightings and accessories, please look at group 4 system 460, 470

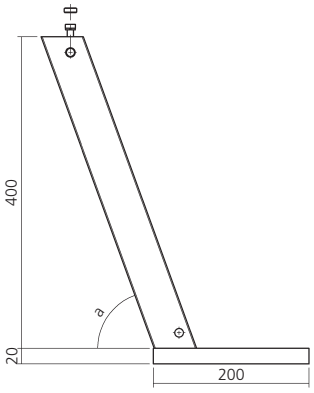

Stütze Support	70°	**21330**
	60°	**21331**
	nach Angabe on indication	**21332**

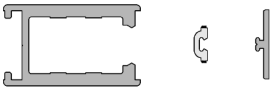

Kippbeschlag
Tilting armature

245

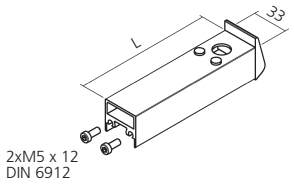

Oberer Träger, Aluminium Upper bracket	L nach Angabe on indication	**24010**

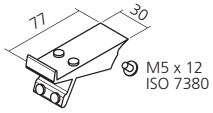

Vorsatzträger, Aluminium für oberen Träger Preset bracket for upper bracket		**23875**

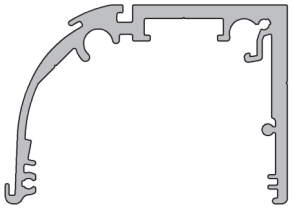

Beleuchtungsblende, Aluminium Light shield	6000 mm	**13811**

Anschlagprofil, Hart-PVC Stop Profile, Hard PVC	6000 mm	**23874**

Abdeckprofil, Weich-PVC Covering Profile, Soft PVC		**22418**

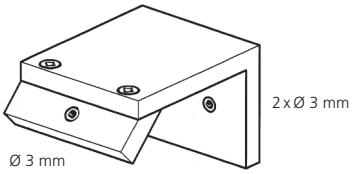

passend für Beleuchtungsblende 13811
compatible for light shield 13811

Bohrschablone, Aluminium Drilling jig		**23877**

Kippbeschlag
Tilting armature

245

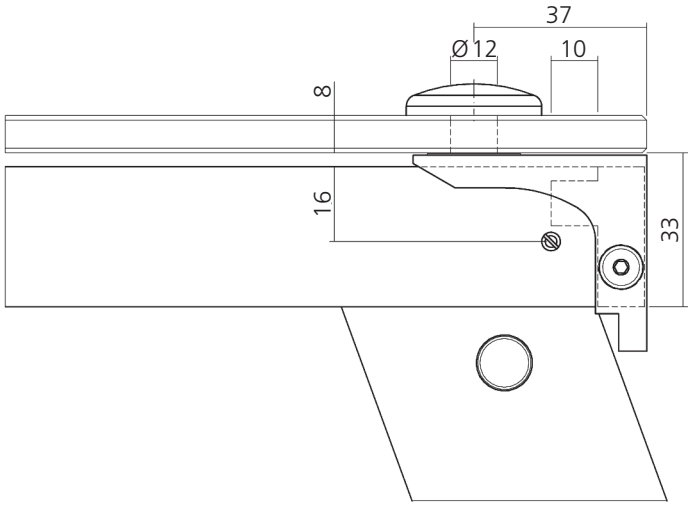

Darstellung
Image **60%**

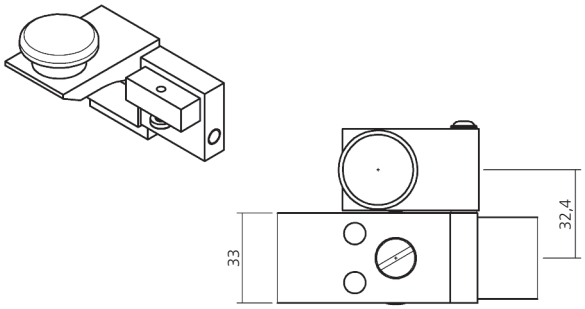

Schwenklager rechts, Aluminium **22986**
Pivot bearing right

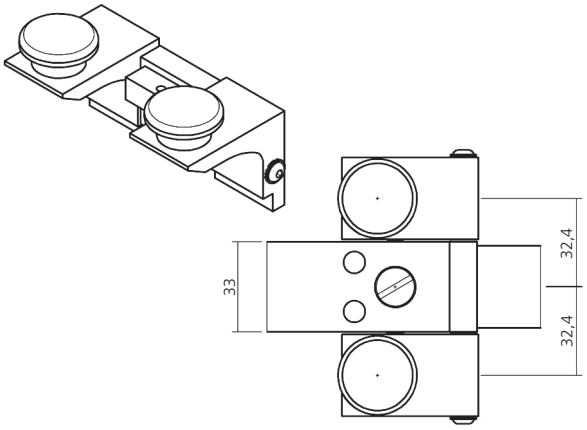

Schwenklager mitte, Aluminium **22987**
Pivot bearing center

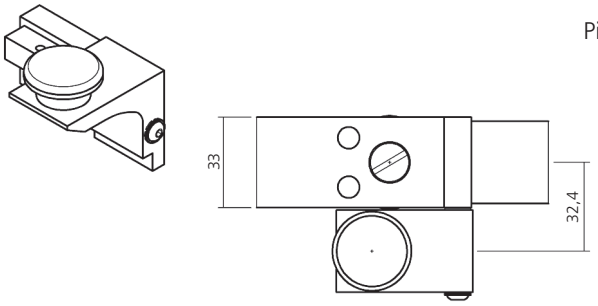

Schwenklager links, Aluminium **22985**
Pivot bearing left

Kippbeschlag
Tilting armature

246

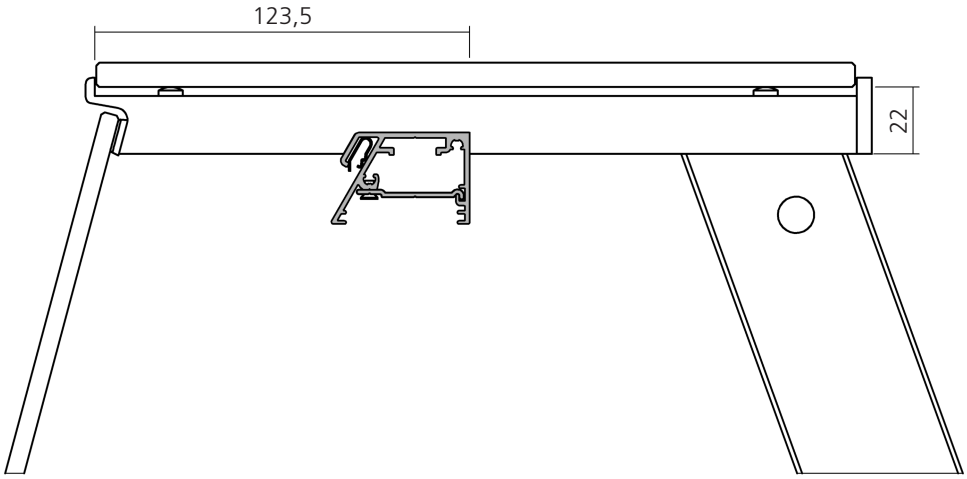

Darstellung
Image **40%**

Stützen und Zubehör siehe Gruppe 2 System 260
Zwischenträger und Zubehör siehe Gruppe 2 System 270
Kipplagersysteme siehe Gruppe 2 System 220-235
Beleuchtung und Zubehör siehe Gruppe 4 System 460

Supports and accessories, please look at group 2 system 260
Intermediate brackets and accessories, please look at group 2 system 270
Tilting armatures and accessories, please look at group 2 system 220-235
Lightings and accessories, please look at group 4 system 460

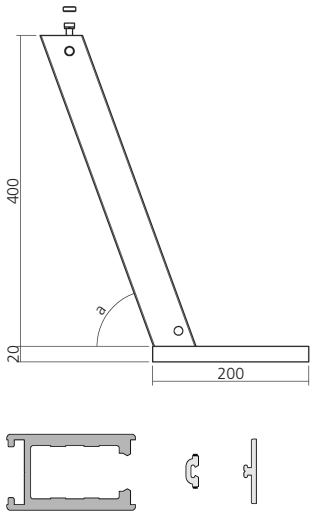

Stütze Support	70°	**21330**
	60°	**21331**
	nach Angabe to indication	**21332**

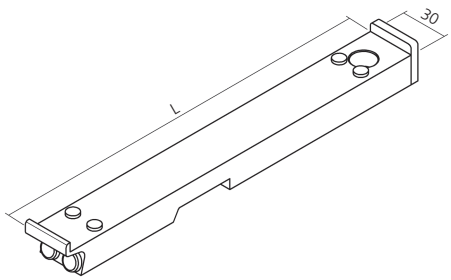

Oberer Träger, Aluminium Upper bracket	L nach Angabe to indication	**24030**



Beleuchtungsblende, Aluminium Light shield	6000 mm	**13813**

Stützen
Supports

260

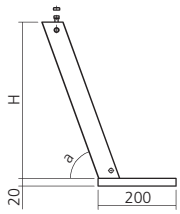	Stütze Support	nach Angabe on indication	**21332**
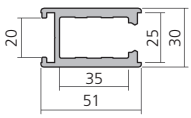	Stützenprofil, Aluminium Support profile	6000 mm	**11954**
	Abdeckprofil, Aluminium Covering profile	6000 mm	**17038**
	Profilverbindung, Kunststoff Profil connection, plastic		**22434**
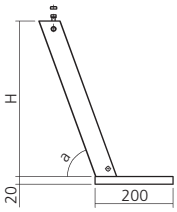	Stütze Support	nach Angabe on indication	**23479**
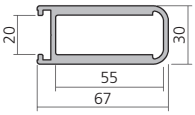	Stützenprofil, Aluminium Support profile	6000 mm	**11962**
	Abdeckprofil, Aluminium Covering profile	6000 mm	**12027**
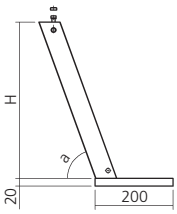	Stütze Support	nach Angabe on indication	**23460**
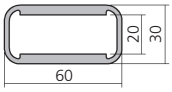	Stützenprofil, Aluminium Support profile	6000 mm	**11951**

Stützen
Supports

260

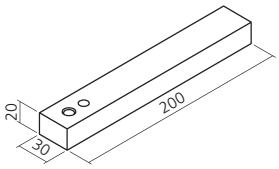

Fuß, Aluminium **22692**
Foot

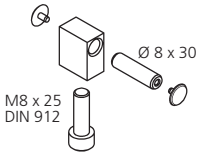

Fußverbindung für 22692 **22693**
Foot connection for 22692

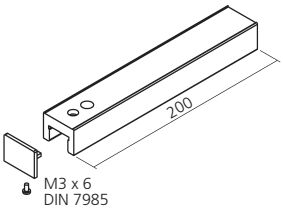

Fuß Aluminium **23468**
Foot

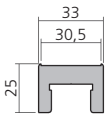

Profil für Fuß 23468 Aluminium 6000 mm **17055**
Profile for foot 23468

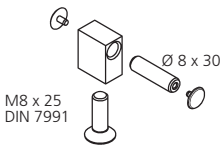

Fußverbindung für 23468 **22925**
Foot connection for 23468

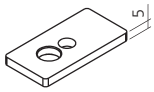

Unterlegstützplatte, Aluminium **22984**
Base plate

Zwischenträger
Intermediate bracket

270

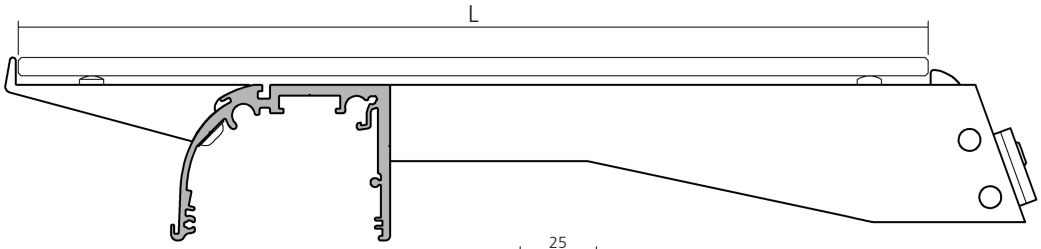

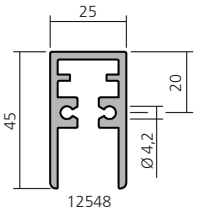

Zubehör für Beleuchtung, siehe Gruppe 470
Accessories for lighting, please look at group 470

Darstellung
Image **40%**

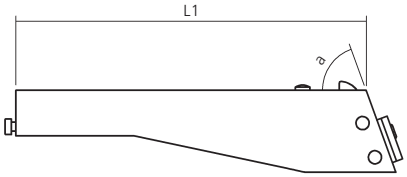

Zwischenträger, Aluminium
Intermediate bracket

a 60°	
L 300 / L1 193	**24013**
L 350 / L1 243	**24014**
a 70°	
L 300 / L1 193	**24011**
L 350 / L1 243	**24012**
nach Angabe on indication	**24015**

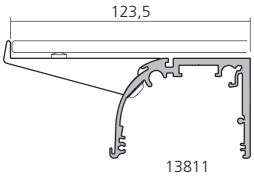

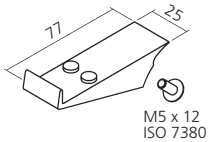

Vorsatzträger, Aluminium
Preset bracket

23876

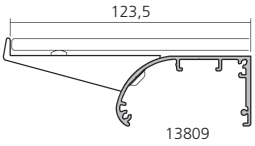

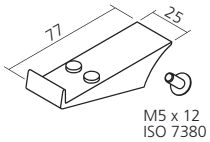

Vorsatzträger, Aluminium
Preset bracket

23897

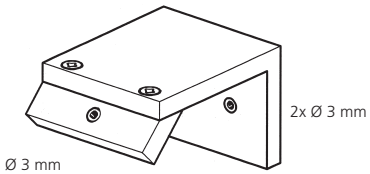

passend für Beleuchtungsblende 13811 / 13809
compatible for light shield 13811 / 13809

Bohrschablone, Aluminium
Drilling jig

23878

Zwischenträger
Intermediate bracket

270

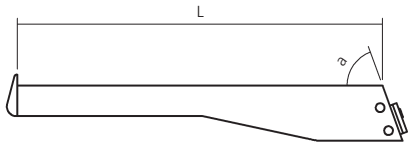

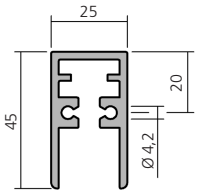

Zwischenträger, Aluminium
komplett montiert

Intermediate bracket
completely assembled

a 60 °	
L 300 mm	**21348**
L 350 mm	**21381**
L 400 mm	**21384**
L 450 mm	**21387**
a 75°	
L 300 mm	**21347**
L 350 mm	**21380**
L 400 mm	**21383**
L 450 mm	**21386**
a nach Angabe a on indication	
L 300 mm	**21349**
L 350 mm	**21382**
L 400 mm	**21385**
L 450 mm	**21388**

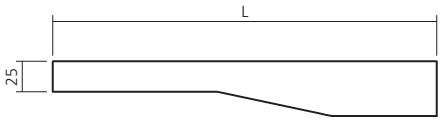

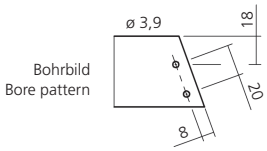

Bohrbild
Bore pattern

Zwischenträger, Aluminium
ohne Neigung

Intermediate bracket
without degree

ohne Zubehör
without accessories

L 300 mm	**21350**
L 400 mm	**21351**
L 500 mm	**21352**

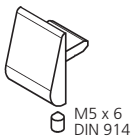

Trägernase, Aluminium
Support catch

22982

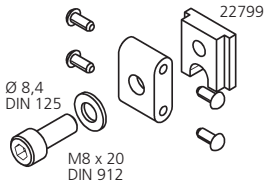

Befestigung, Aluminium
Clamping piece

22798

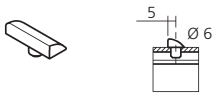

Glasanschlag, Kunststoff
Glass stop, plastic

21354

Glasbodenauflage, Kunststoff
Support for glass, plastic

51249

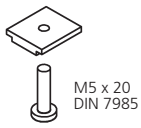

Klemmstück
Clamping piece

21355

WAS Warsteiner Alu Systeme

Zwischenträger schwenkbar
Pivoted intermediate bracket

275

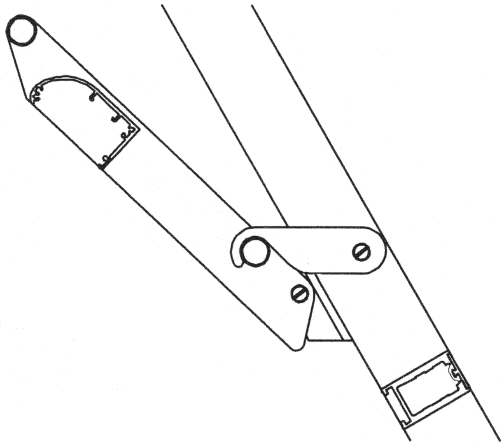

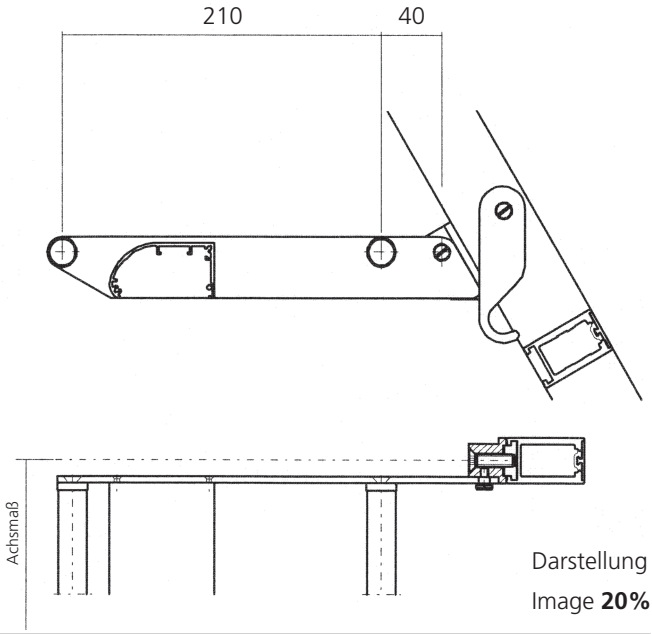

Darstellung
Image **20%**

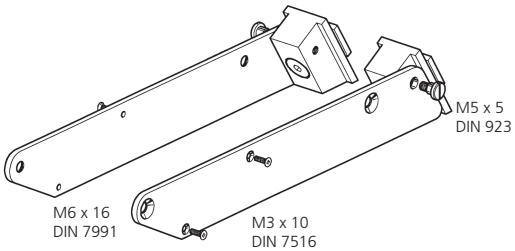

Seitenteile, Aluminium für Blende 13809 Side parts for light shields 13809	60° 70° nach Angabe on indication	**24100** **24101** **24102**

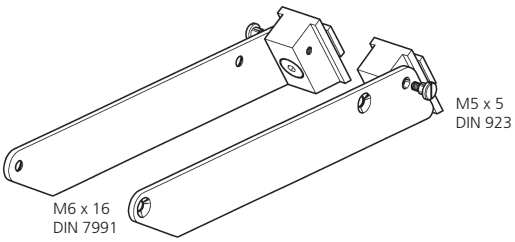

Seitenteile, Aluminium ohne Blende Side parts without light shield	60° 70° nach Angabe on indication	**24105** **24106** **24107**

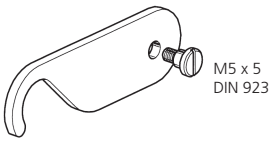

Haken, Aluminium Hook		**24110**

Rundrohr Ø 19 mm, Aluminium Round tube Ø 19 mm	6000 mm	**11912**

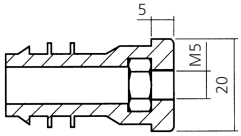

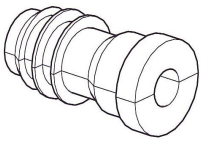

Gewindebuchse, Polyamid schwarz Threaded insert, Polyamide black	**24111**

Verschiebbare Träger
Slidable brackets

276

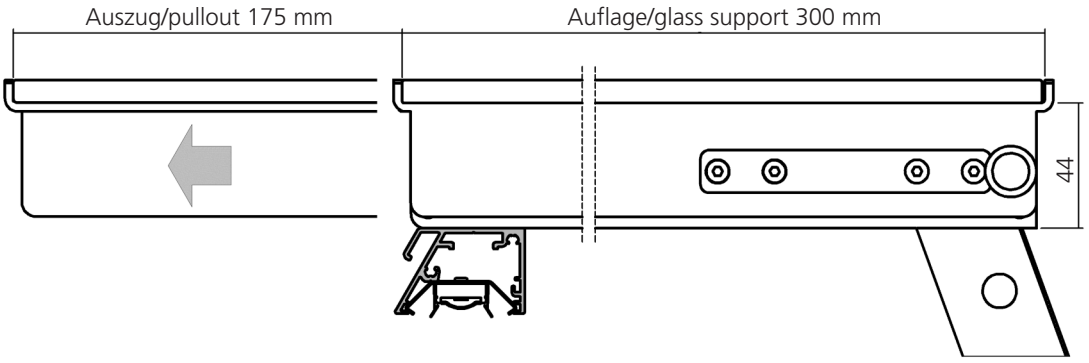

Beleuchtung und Zubehör siehe Gruppe 4 System 460
Lighting and accessories, please look at group 4 system 460

Darstellung
Image **30%**

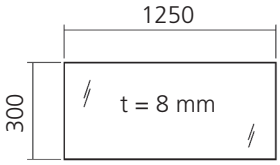

max. Glasgröße
max. glass size

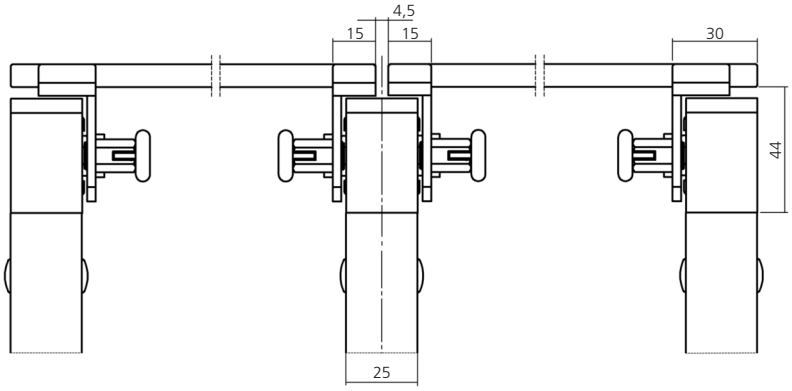

links / left
Mitte / center
rechts / right

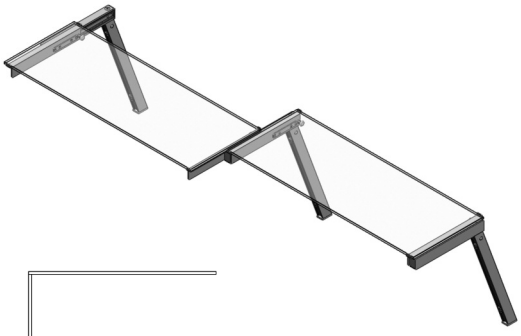

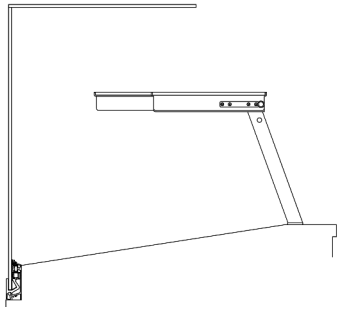

Verschiebbare Träger bei Verwendung
von verklebten Frontscheiben mit System 226
Träger verschiebbar 175 mm
max. Glaslänge L = 1250 mm

Slidable bracket – using for bonded front
glass with system 226
max. slidable: 175 mm
max. glass size: 1250 mm

Wir empfehlen ESG-Glas in allen
Thekenaufbauten zu verwenden.

We recommend always thoughened
safety glass for all our systems.

Verschiebbare Träger
Slidable brackets

276

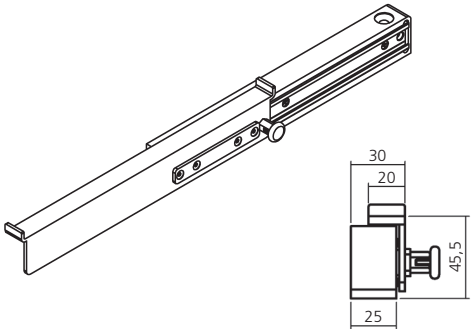

Oberer Träger links, Aluminium Upper bracket left	300 mm	**24410**

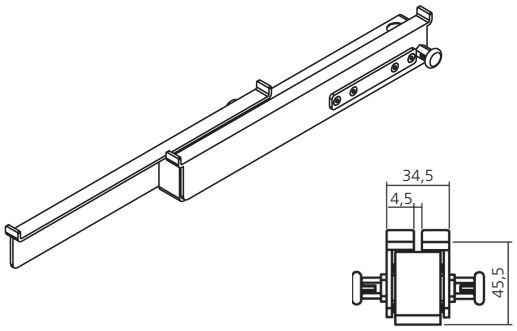

Oberer Träger Mitte, Aluminium Upper bracket center	300 mm	**24412**

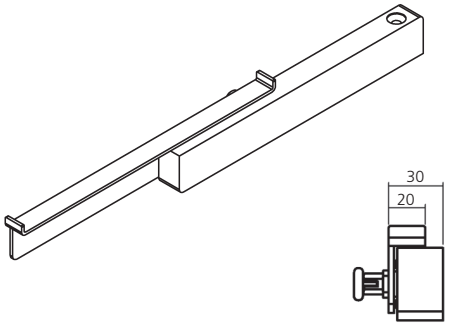

Oberer Träger rechts, Aluminium Upper bracket right	300 mm	**24411**

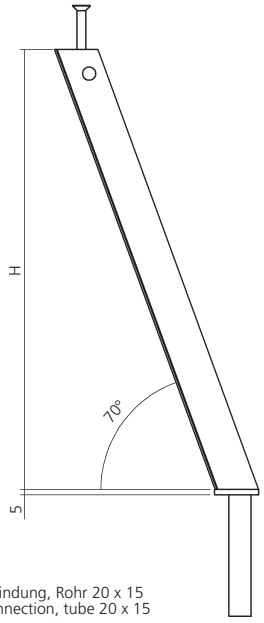

Fußverbindung, Rohr 20 x 15
Foot connection, tube 20 x 15

Stütze Support	70° nach Angabe on indication	**21320** **21322**

Verschiebbare Träger
Slidable brackets

276

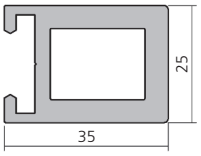

Stützenprofil, Aluminium
Support profile

6000 mm **17067**

Abdeckprofil, Aluminium
Covering profile

6000 mm **17032**

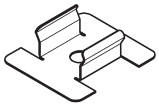

Verbindungsclip, Federstahl
Connecting clip, spring steel

22435

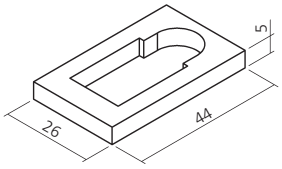

Rosette, Aluminium
Collar

90° / 70° **25038**

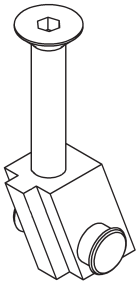

Trägerbefestigung
Bracket fastening

70° **22929**

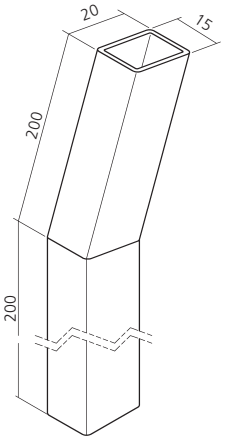

Rohr, Edelstahl
für Fußverbindung
Tube, stainless steel
for foot connection

70° **26021**

Verschiebbare Zahlplatte
Slidable top glass

276

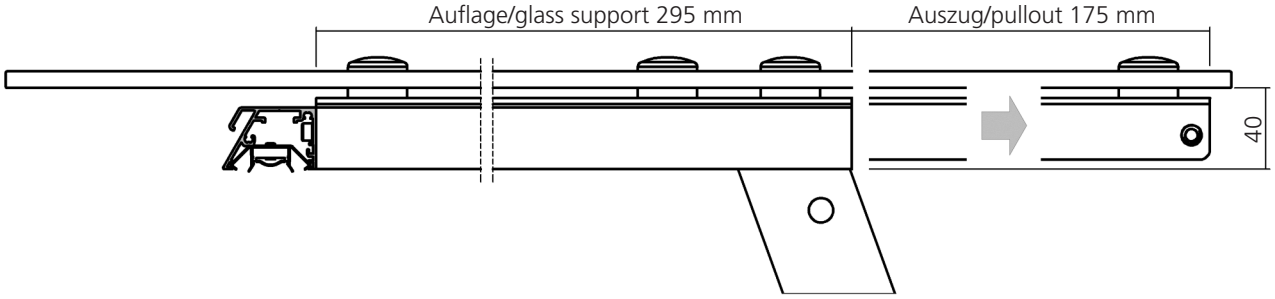

Beleuchtung und Zubehör siehe Gruppe 4 System 460
Lighting and accessories, please look at group 4 system 460

Darstellung
Image **30%**

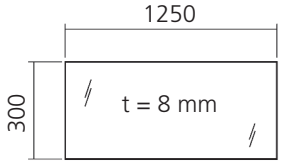

max. Glasgröße
max. glass size

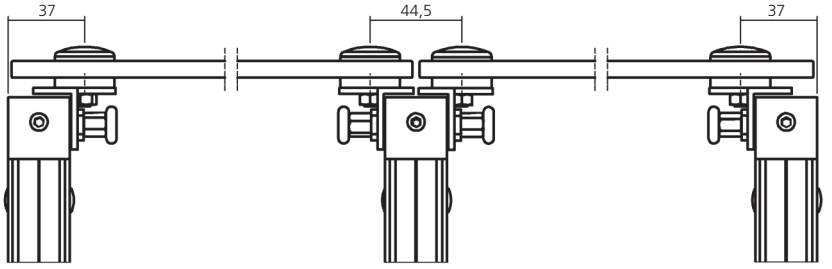

links / left
Mitte / center
rechts / right

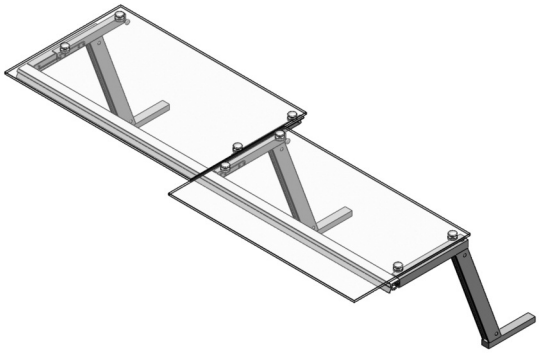

Obere Zahlplatte bedienungsseitig verschiebbar
Zahlplatte verschiebbar 175 mm
max. Glaslänge L = 1250 mm

Slidable top glass
max. slidable: 175 mm
max. glass size: 1250 mm

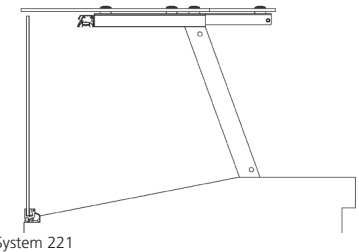

System 221

Wir empfehlen ESG-Glas in allen Thekenaufbauten zu verwenden.

We recommend always thoughened safety glass for all our systems.

Verschiebbare Zahlplatte
Slidable top glass

276

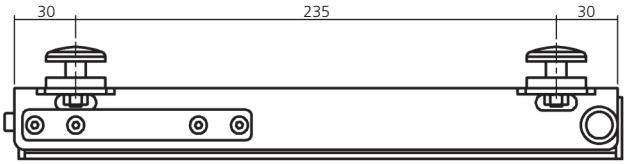

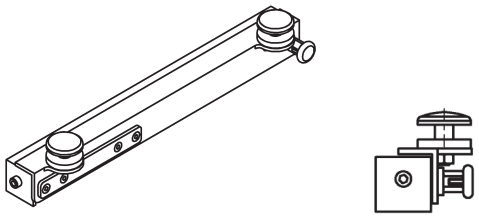

Oberer Träger links **24440**
Upper bracket left

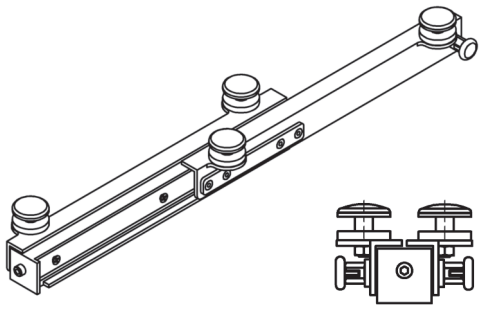

Oberer Träger Mitte **24442**
Upper bracket center

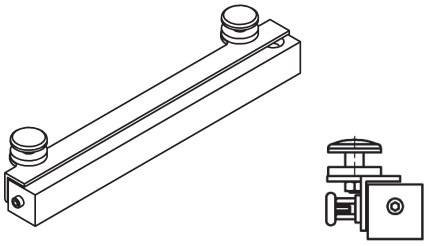

Oberer Träger rechts **24441**
Upper bracket right

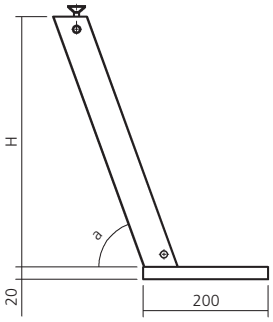

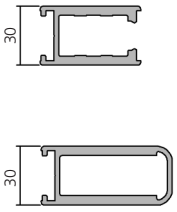

Stütze aus Profil 11954 — nach Angabe — **21325**
Support made of profile 11954 — on indication

Stütze aus Profil 11962 — nach Angabe — **21328**
Support made of profile 11962 — on indication

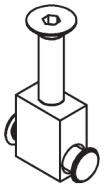

Trägerbefestigung **22928**
Bracket fastening

Rahmen für verschiebbare Träger
Frame for slidable brackets

276

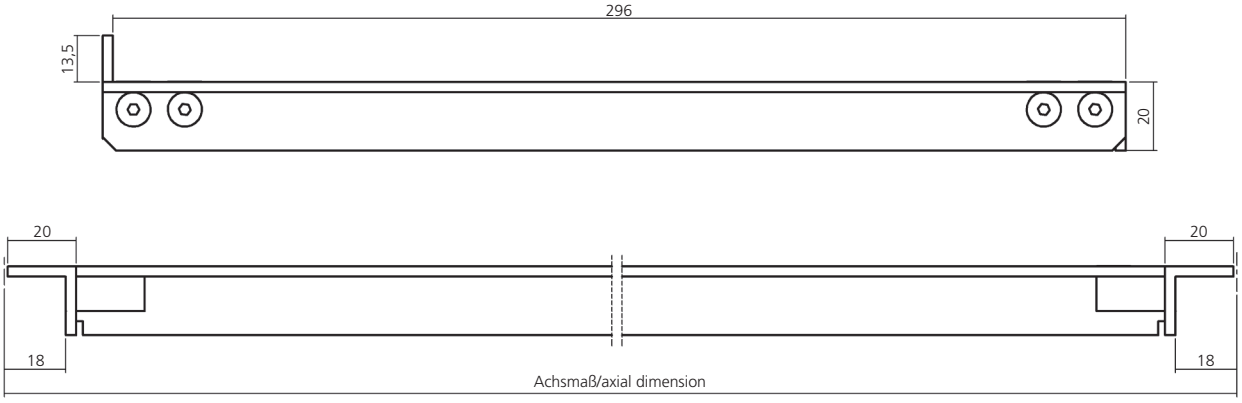

Darstellung
Image **40%**

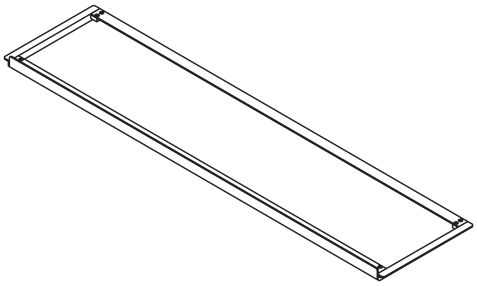

Rahmen, Aluminium Frame	nach Angabe on indication	**24490**

Kassenträger
Register brackets

280

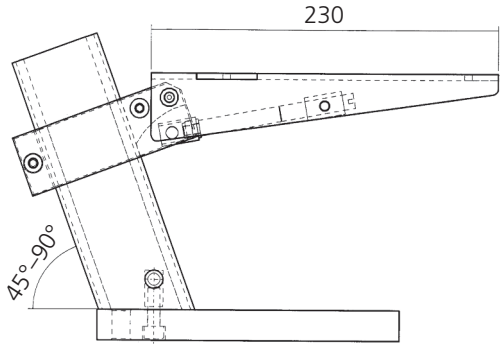

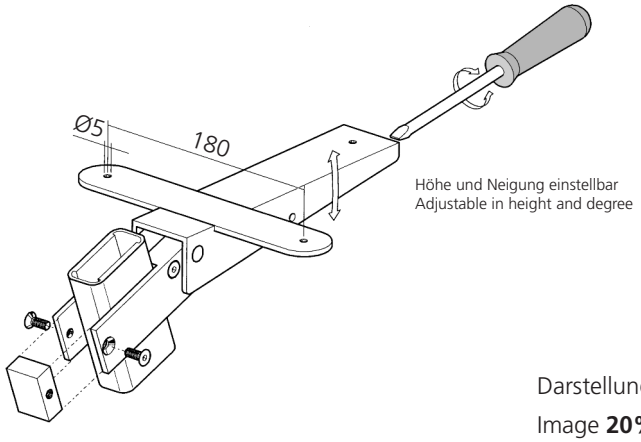

Darstellung
Image **20%**

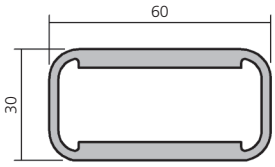

Kassenträger
passend für Profil 11951

Register brackets
compatible for profile 11951

22830

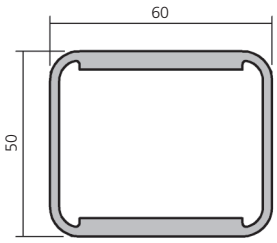

Kassenträger
passend für Profil 11952

Register brackets
compatible for profile 11952

22837

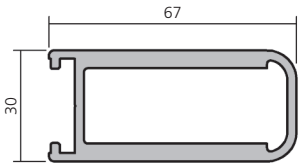

Kassenträger
passend für Profil 11962

Register brackets
compatible for profile 11962

22838

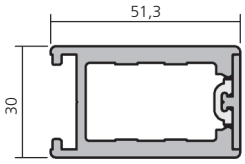

Kassenträger
passend für Profil 11954

Register brackets
compatible for profile 11954

22829

WAS Warsteiner Alu Systeme

Hebebeschlag
Lifting armature

320

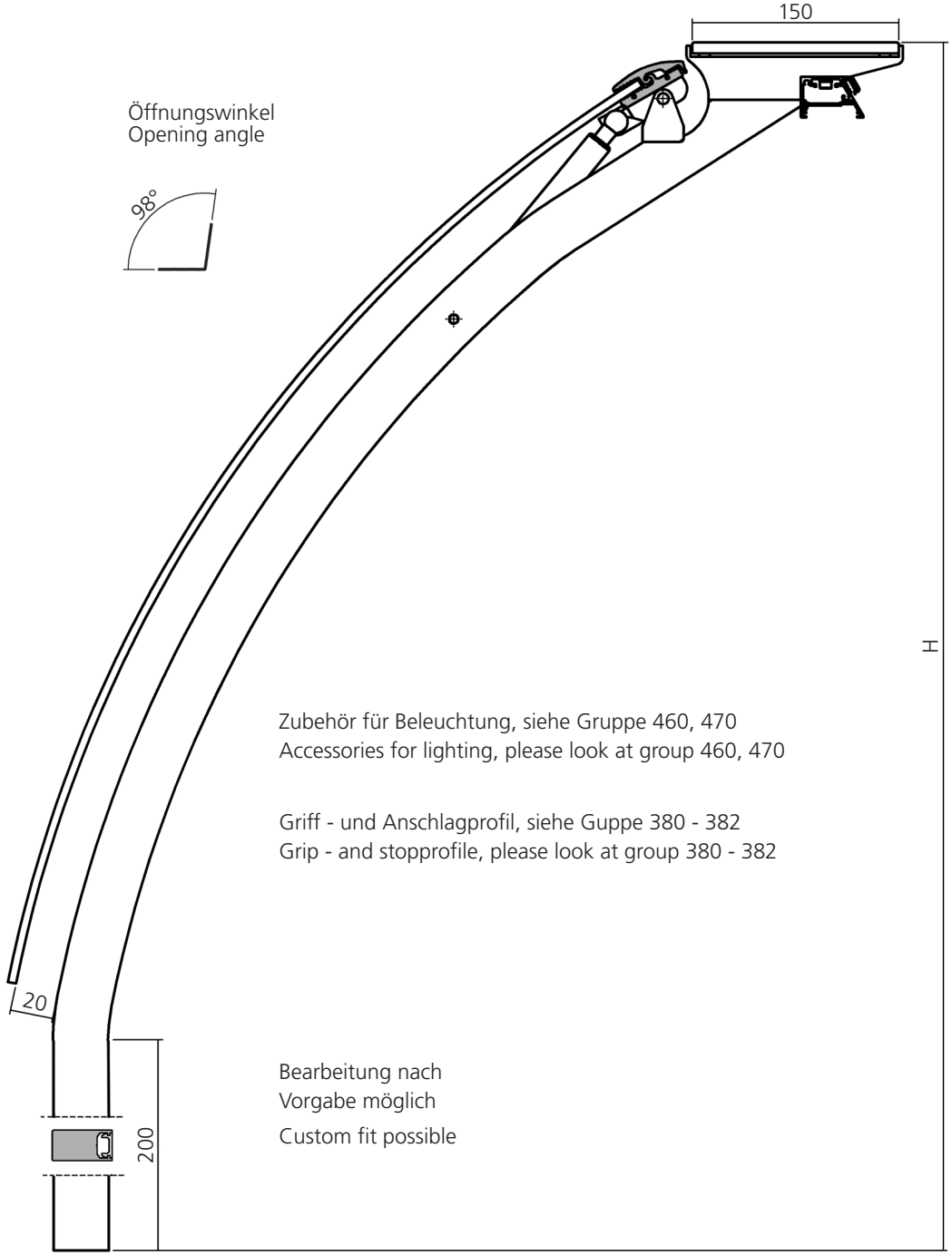

Zubehör für Beleuchtung, siehe Gruppe 460, 470
Accessories for lighting, please look at group 460, 470

Griff - und Anschlagprofil, siehe Guppe 380 - 382
Grip - and stopprofile, please look at group 380 - 382

Bearbeitung nach
Vorgabe möglich

Custom fit possible

Darstellung
Image **20%**

Hebebeschlag für Kreissegmentglas
max. Glaslänge 1443 mm

Lifting armature for circle segment glass
max. glass length 1443 mm

Wir empfehlen ESG-Glas in allen
Thekenaufbauten zu verwenden.

We recommend always thoughened
safety glass for all our systems.

Hebebeschlag
Lifting armature

320

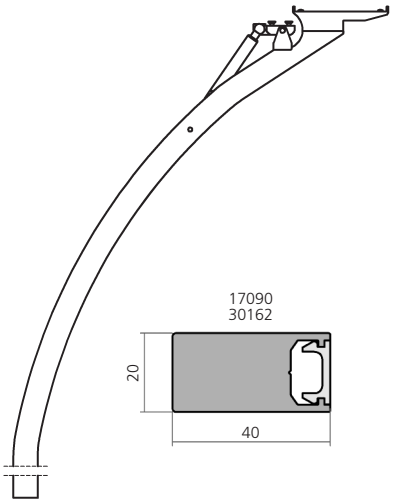

Gasfeder ist nicht im Lieferumfang enthalten.
Gas ram not included in delivery.

Stütze links mit Hebeelement Support left with lifting element	Abmessungen nach Angabe Dim. according to indication	**26800**

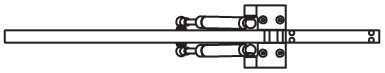

Stütze Mitte mit Hebeelement Support center with lifting element	Abmessungen nach Angabe Dim. according to indication	**26802**

Stütze rechts mit Hebeelement Support right with lifting element	Abmessungen nach Angabe Dim. according to indication	**26801**

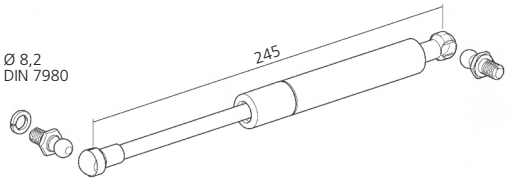

Kugelzapfen sind am Träger und Hebeelement montiert.
Fittings are always mounted at the bracket and the hinge.

Gasfeder – Hydrolift
Gas ram – Hydrolift

300 N	**26006**
400 N	**26007**
500 N	**26008**

Glaslänge length of glass	Federkraft pressure force
943 mm	2 x 300 N
1243 mm	2 x 400 N
1443 mm	2 x 500 N

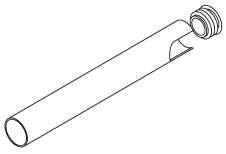

Abdeckrohr
für Gasfeder
Gas ram cover

26715

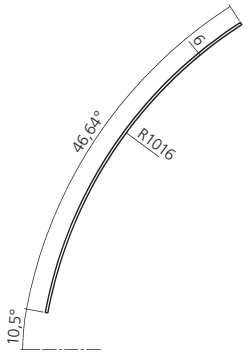

Kreissegmentglas
Circle segment glass

Hebebeschlag
Lifting armature

320

Glashalteprofil, Aluminium Glass clamp Profil	6000 mm	**12415**

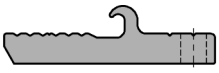

Glashalteprofil, Aluminium Glass clamp Profil	6000 mm Bohrabstand Bore distance 150 mm	**12407**
Schraube M6 x 8 DIN 913 Screw M6 x 8 DIN 913	VPE 25 PU 25	**SC006**



Einfassprofil, PVC Bordering profile, PVC	3000 mm	**22710**

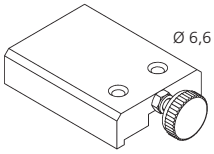

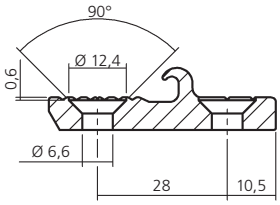

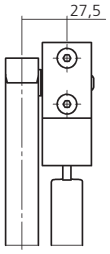

Endstütze
End support

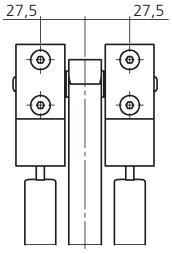

Mittelstütze
Central support

Bohrschablone
für Glashalteprofil 12407
Drill jig
for glass holding profile 12407

23485

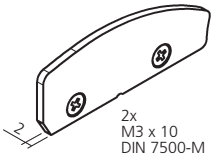

Endkappe, Aluminium Bordering profile, PVC	rechts / right links / left	**24060** **24061**

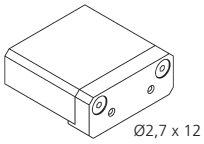

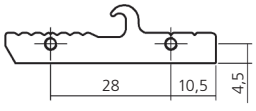

Bohrschablone
für Endkappe rechts / links
Drill jig
for end cap right / left

23486

Hebebeschlag
Lifting armature

321

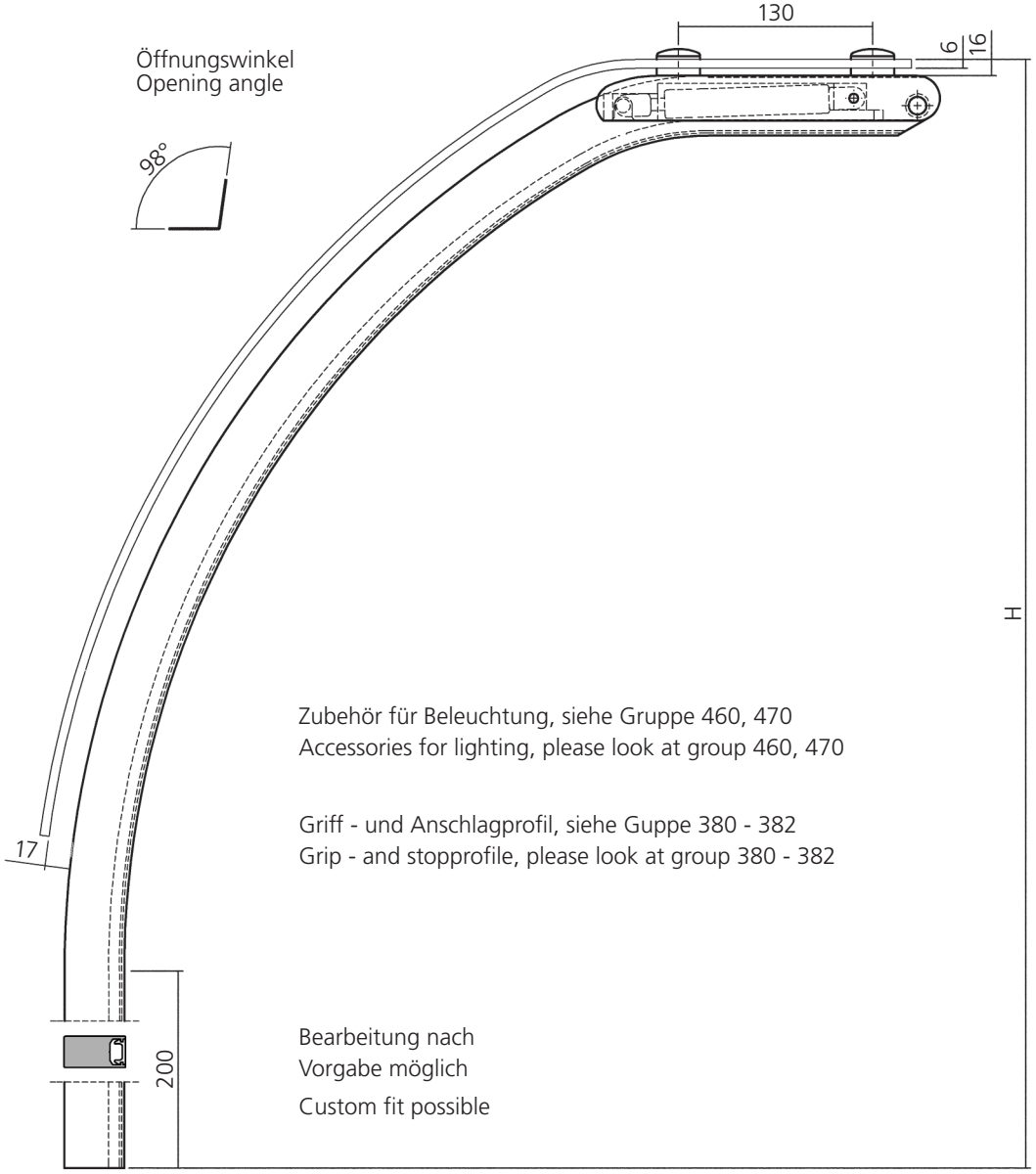

Darstellung
Image **20%**

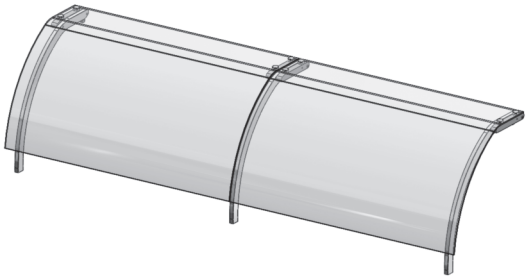

Hebebeschlag für Panoramaglas
max. Glaslänge 1443 mm

Lifting armature for panorama glas
max. glass length 1443 mm

Wir empfehlen ESG - Glas in allen Thekenaufbauten zu verwenden.

We recommend always thoughened safety glass for all our systems.

Hebebeschlag
Lifting armature

321

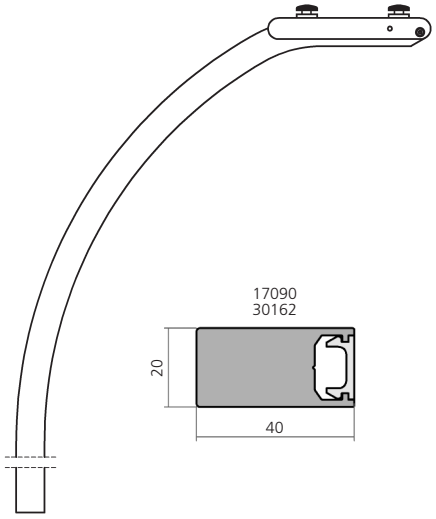

Gasfeder ist nicht im Lieferumfang enthalten.
Gas ram not included in delivery.

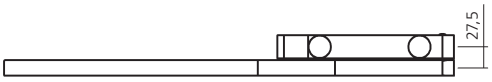

Stütze links mit Hebeelement Support left with lifting element	Abmessungen nach Angabe Dim. according to indication	**26650**

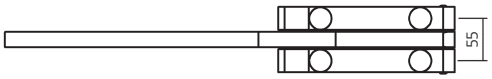

Stütze Mitte mit Hebeelement Support center with lifting element	Abmessungen nach Angabe Dim. according to indication	**26652**

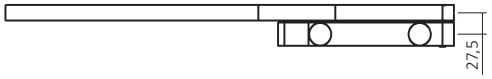

Stütze rechts mit Hebeelement Support right with lifting element	Abmessungen nach Angabe Dim. according to indication	**26651**

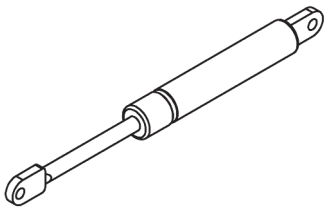

Gasfeder – Hydrolift
Gas ram – Hydrolift

300 N	**23126**
400 N	**23127**
500 N	**23128**

Glaslänge length of glass	Federkraft pressure force
943 mm	2 x 300 N
1243 mm	2 x 400 N
1443 mm	2 x 500 N

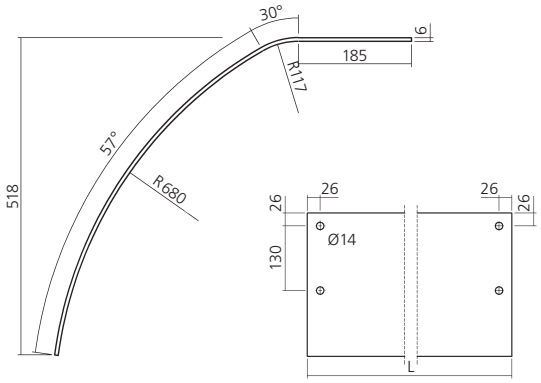

Panoramaglas
Panorama glass

Hebebeschlag
Lifting armature

322

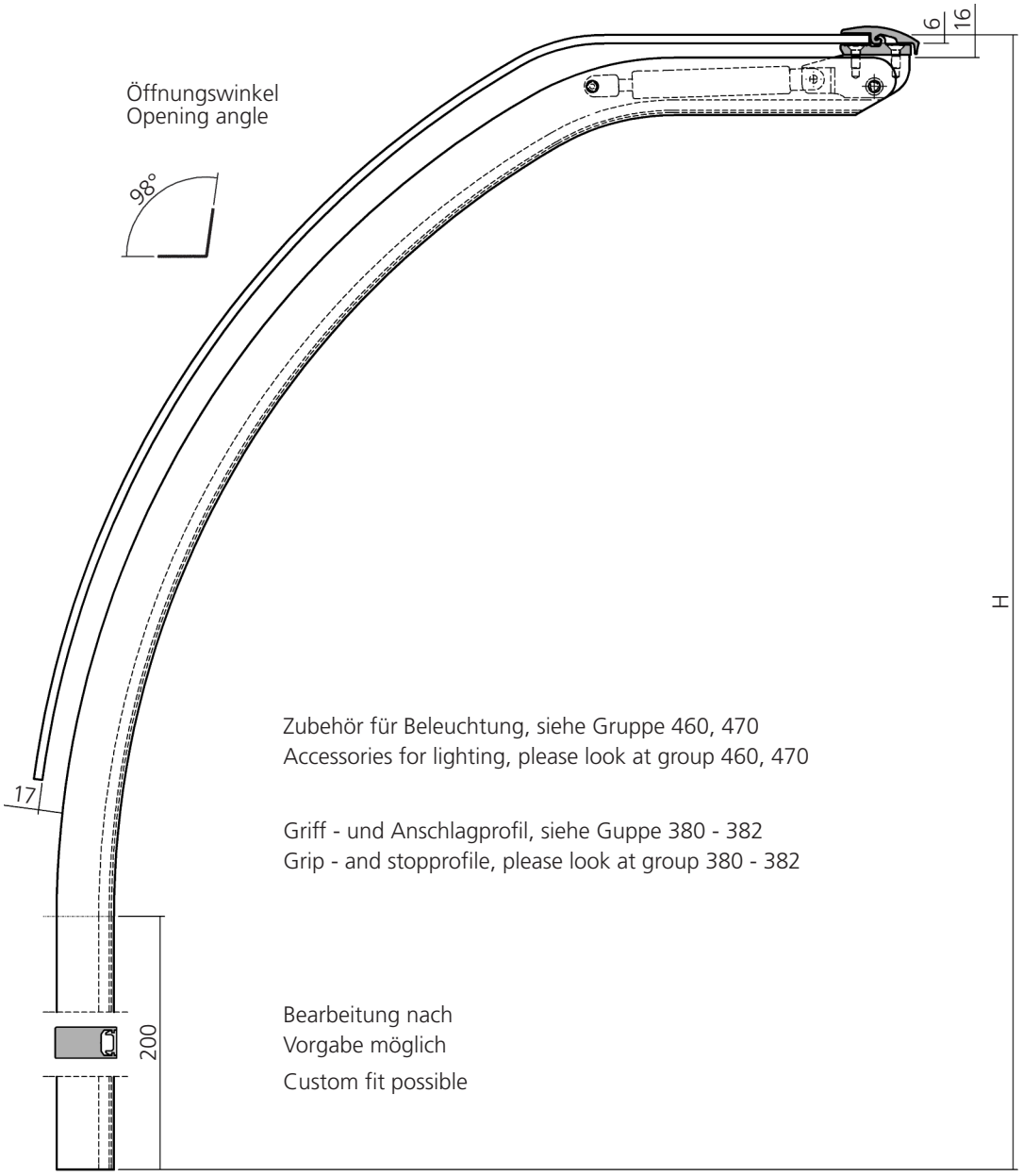

Zubehör für Beleuchtung, siehe Gruppe 460, 470
Accessories for lighting, please look at group 460, 470

Griff - und Anschlagprofil, siehe Guppe 380 - 382
Grip - and stopprofile, please look at group 380 - 382

Bearbeitung nach
Vorgabe möglich

Custom fit possible

Darstellung
Image **20%**



Hebebeschlag für Panoramaglas
max. Glaslänge 1443 mm

Lifting armature for panorama glas
max. glass length 1443 mm

Wir empfehlen ESG - Glas in allen Thekenaufbauten zu verwenden.

We recommend always thoughened safety glass for all our systems.

Hebebeschlag
Lifting armature

322

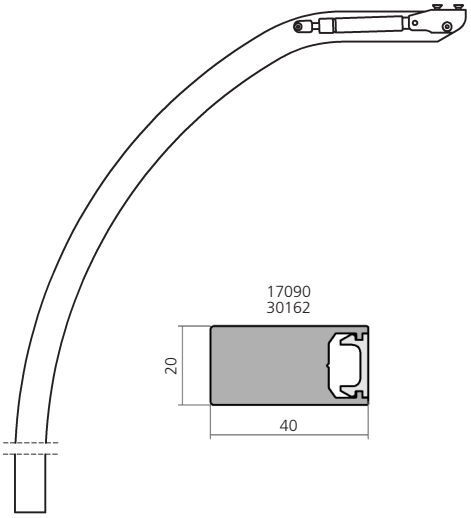

Gasfeder ist nicht im Lieferumfang enthalten.
Gas ram not included in delivery.

Stütze links mit Hebeelement Support left with lifting element	Abmessungen nach Angabe Dim. according to indication	**26700**

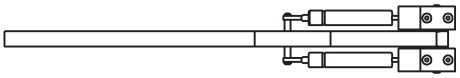

Stütze Mitte mit Hebeelement Support center with lifting element	Abmessungen nach Angabe Dim. according to indication	**26702**

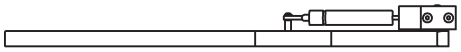

Stütze rechts mit Hebeelement Support right with lifting element	Abmessungen nach Angabe Dim. according to indication	**26701**

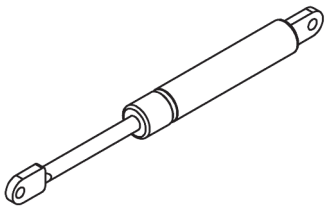

Gasfeder – Hydrolift
Gas ram – Hydrolift

300 N	**23126**
400 N	**23127**
500 N	**23128**

Glaslänge length of glass	Federkraft pressure force
943 mm	2 x 300 N
1243 mm	2 x 400 N
1443 mm	2 x 500 N

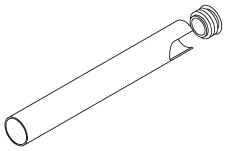

Abdeckrohr
für Gasfeder
Gas ram cover **26715**

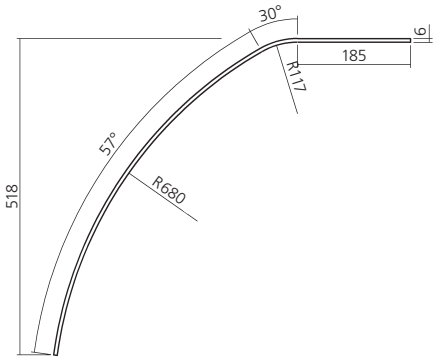

Panoramaglas
Panorama glass

Hebebeschlag
Lifting armature

322

Glashalteprofil, Aluminium Glass clamp Profil	6000 mm	**12415**

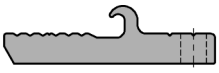

Glashalteprofil, Aluminium Glass clamp Profil	6000 mm Bohrabstand Bore distance 150 mm	**12407**
Schraube M6 x 8 DIN 913 Screw M6 x 8 DIN 913	VPE 25 PU 25	**SC006**



Einfassprofil, PVC Bordering profile, PVC	3000 mm	**22710**

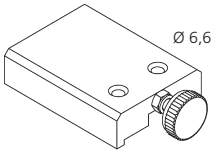

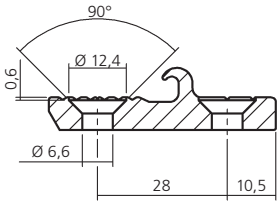

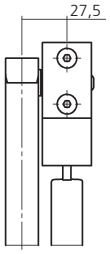

Endstütze
End support

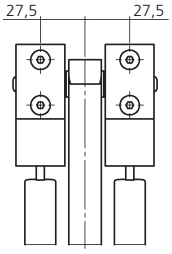

Mittelstütze
Central support

Bohrschablone
für Glashalteprofil 12407
Drill jig
for glass holding profile 12407

23485

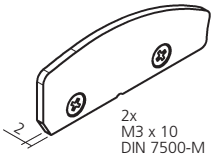

Endkappe, Aluminium Bordering profile, PVC	rechts / right links / left	**24060** **24061**

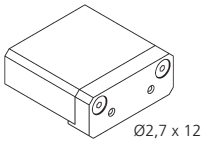

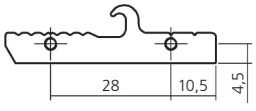

Bohrschablone
für Endkappe rechts / links
Drill jig
for end cap right / left

23486

Hebebeschlag
Lifting armature

330

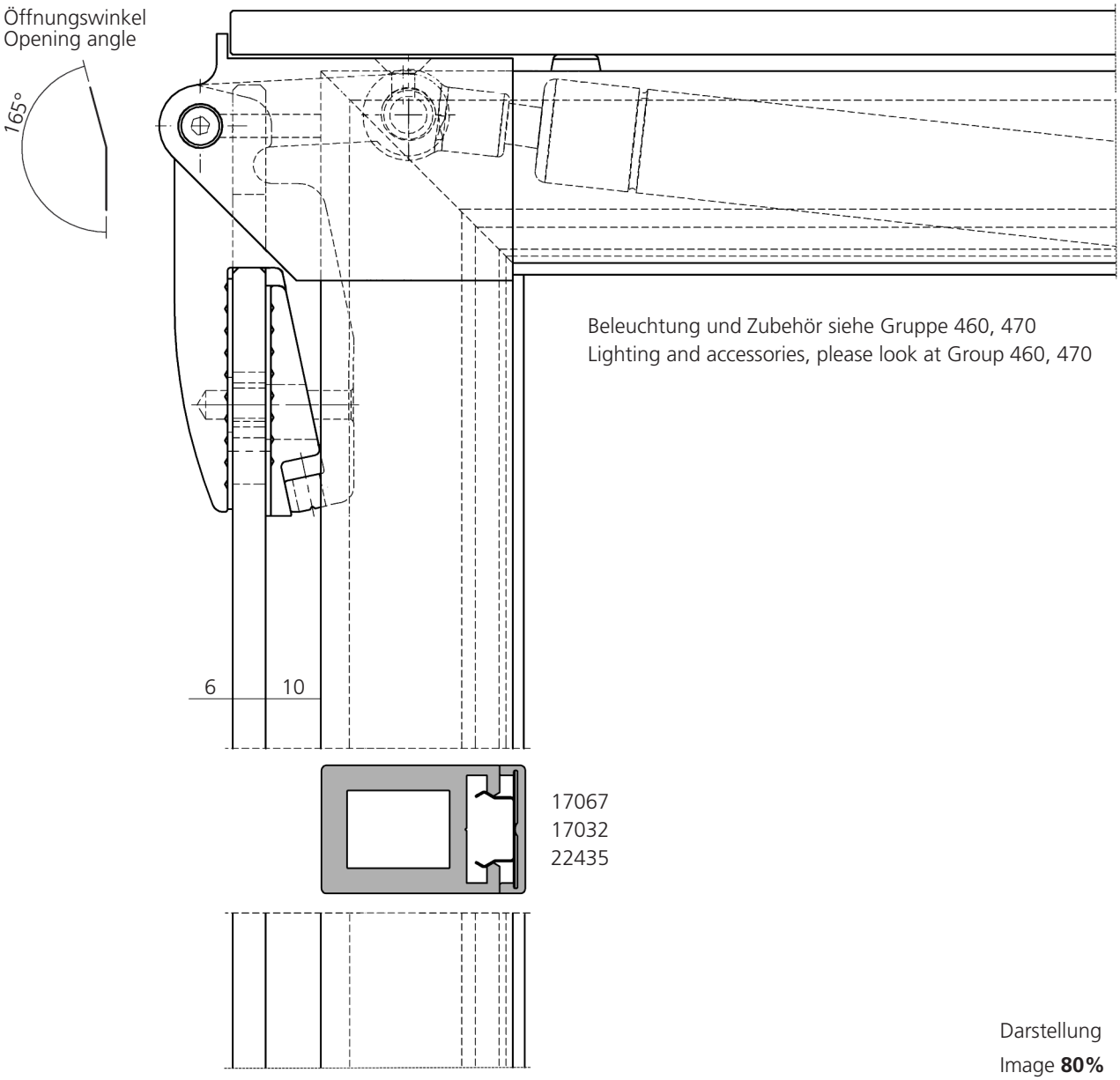

Beleuchtung und Zubehör siehe Gruppe 460, 470
Lighting and accessories, please look at Group 460, 470

Darstellung
Image **80%**

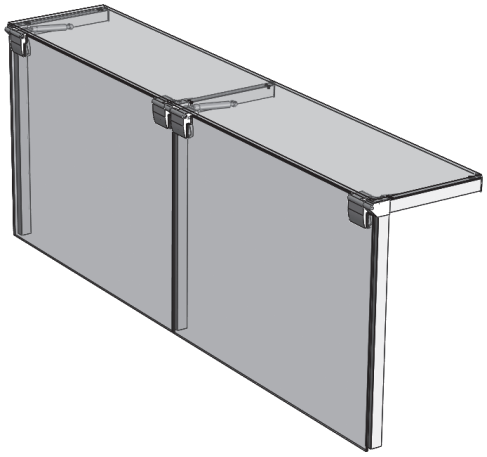

Hebebeschlag für senkrechtes Frontglas
max. Frontglasgröße L = 1250 mm H = 700 mm
max. Deckglastiefe T = 400 mm
Öffnungswinkel 165°

Lifting armature for vertical counter
max. front glass size L = 1250 mm H = 700 mm
max. upper glass size T = 400 mm
opening angle 165°

Wir empfehlen ESG-Glas in allen Thekenaufbauten zu verwenden.

We recommend always thoughened safety glass for all our systems.

Hebebeschlag
Lifting armature

330

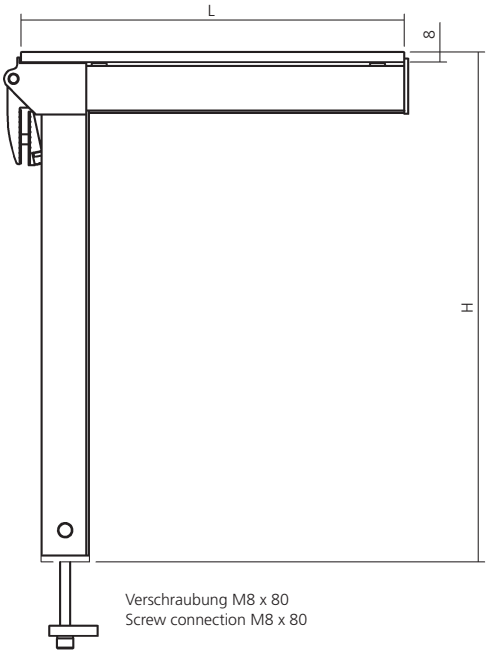

Gasfeder ist nicht im Lieferumfang enthalten.

Gas ram not included in delivery.



Stütze links
mit Verschraubung

Support left
with screw connection

Abmessungen
nach Angabe

Dimensions
according
to indication

26181

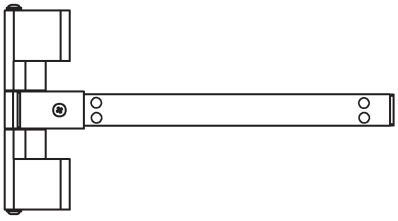

Stütze Mitte
mit Verschraubung

Support center
with screw connection

Abmessungen
nach Angabe

Dimensions
according
to indication

26183



Stütze rechts
mit Verschraubung

Support right
with screw connection

Abmessungen
nach Angabe

Dimensions
according
to indication

26182

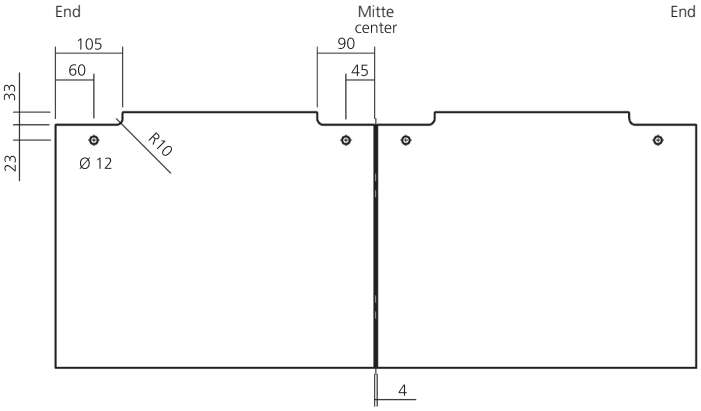

Hebebeschlag
Lifting armature

330

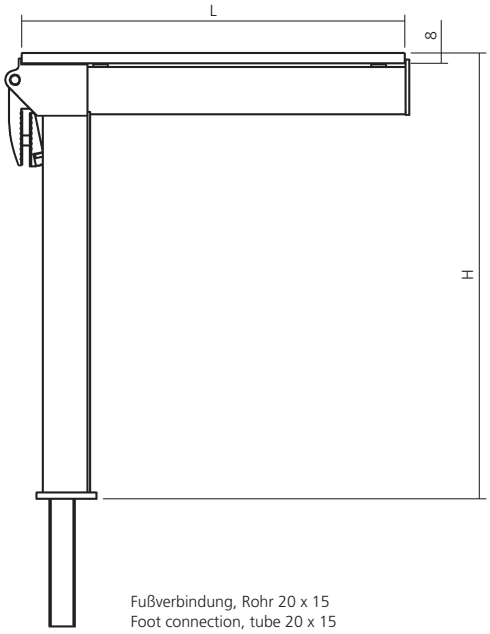

Fußverbindung, Rohr 20 x 15
Foot connection, tube 20 x 15

Gasfeder ist nicht im Lieferumfang enthalten.

Gas ram not included in delivery.



Stütze links mit Fußverbindung Support left with foot connection	Abmessungen nach Angabe Dimensions according to indication	**26101**

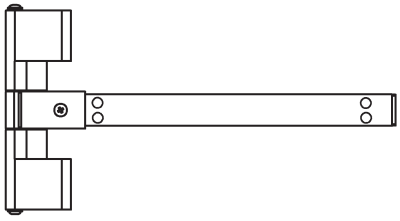

Stütze Mitte mit Fußverbindung Support center with foot connection	Abmessungen nach Angabe Dimensions according to indication	**26103**



Stütze rechts mit Fußverbindung Support right with foot connection	Abmessungen nach Angabe Dimensions according to indication	**26102**

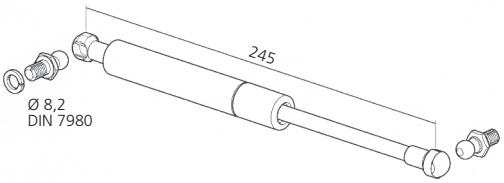

Kugelzapfen sind am Träger und Hebeelement montiert.
Fittings are always mounted at the bracket and the hinge.

Gasfeder – Hydrolift Gas ram – Hydrolift	100 N	**26004**
	200 N	**26005**
	300 N	**26006**
	400 N	**26007**
	500 N	**26008**
	750 N	**26009**
	800 N	**26019**

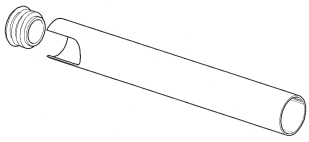

Abdeckrohr für Gasfeder Gas ram cover		**26015**

Hebebeschlag
Lifting armature

330

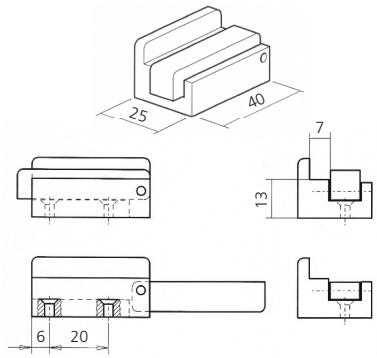

Anschlag, Aluminium
mit Verriegelung

End stop
with Lock

20090

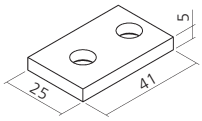

Rosette, Aluminium
für Verschraubung

Collar
for screw connection

25016

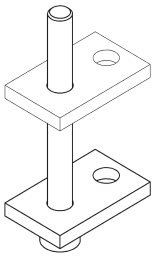

Verschraubung
Screw connection

25018

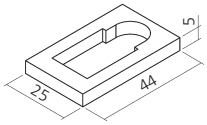

Rosette, Aluminium
für Fußverbindung

Collar
for foot connection

25038

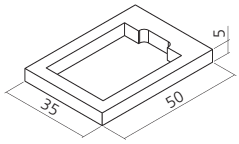

Überwurfrosette, Aluminium
Retaining – collar

25039

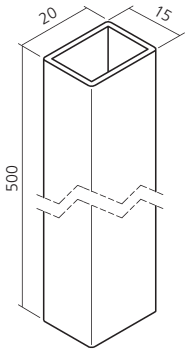

Rohr, Edelstahl
für Fußverbindung

Tube, stainless steel
for foot connection

26020

Hebebeschlag
Lifting armature

331

Öffnungswinkel
Opening angle

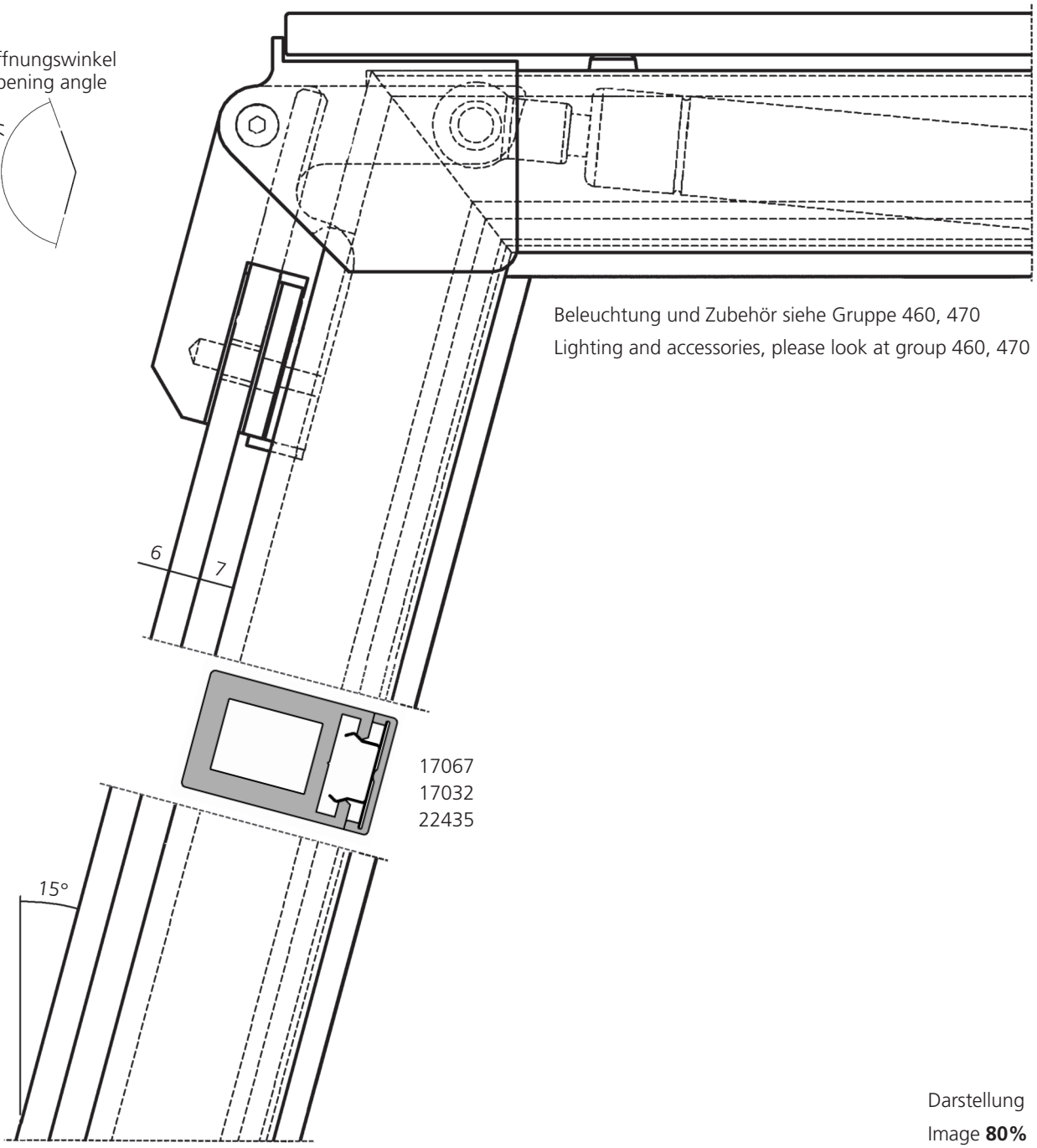

Beleuchtung und Zubehör siehe Gruppe 460, 470
Lighting and accessories, please look at group 460, 470

17067
17032
22435

Darstellung
Image **80%**

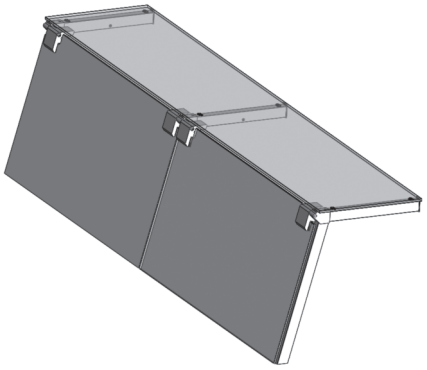

Hebebeschlag für geneigtes Frontglas
max. Frontglasgröße L = 1250 mm H = 700 mm
max. Deckglastiefe T = 400 mm
Öffnungswinkel 145°

Lifting armature for inclined counter
max. front glass size L = 1250 mm H = 700 mm
max. upper glass size T = 400 mm
opening angle 145°

Wir empfehlen ESG-Glas in allen Thekenaufbauten zu verwenden.
We recommend always thoughened safety glass for all our systems.

Hebebeschlag
Lifting armature

331

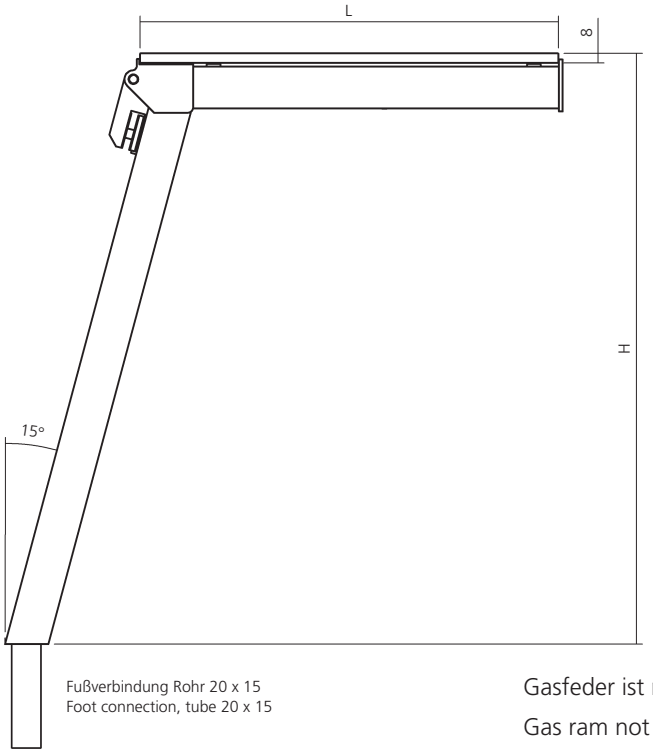

Fußverbindung Rohr 20 x 15
Foot connection, tube 20 x 15

Gasfeder ist nicht im Lieferumfang enthalten.

Gas ram not included in delivery.

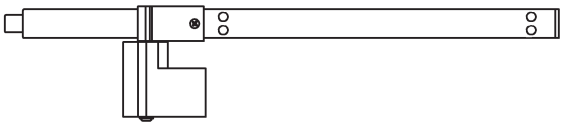

Stütze links
mit Fußverbindung

Support left
with foot connection

Abmessungen
nach Angabe

Dimensions
according
to indication

26501

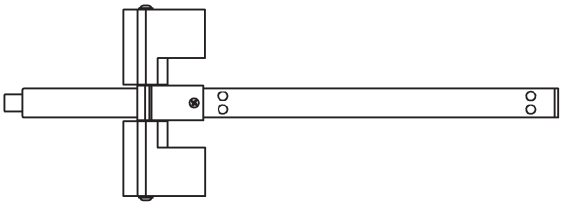

Stütze Mitte
mit Fußbefestigung

Support center
with base fastening

Abmessungen
nach Angabe

Dimensions
according
to indication

26503

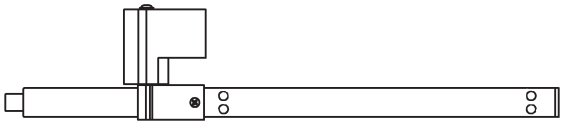

Stütze rechts
mit Fußbefestigung

Support right
with base fastening

Abmessungen
nach Angabe

Dimensions
according
to indication

26502

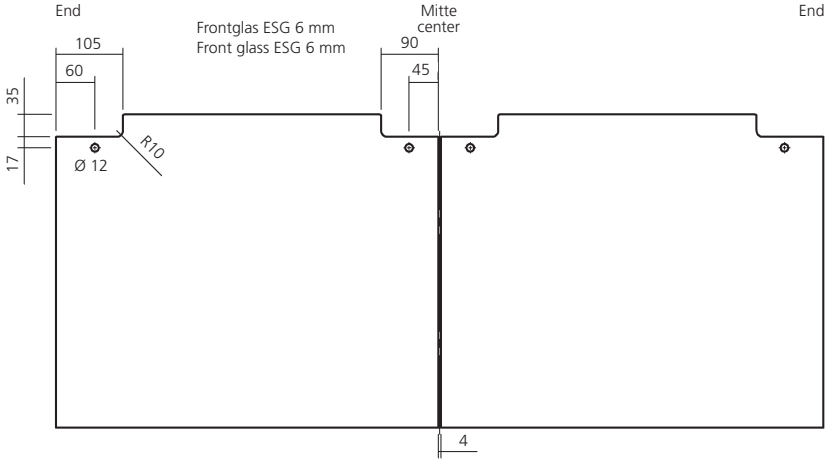

Hebebeschlag
Lifting armature

331

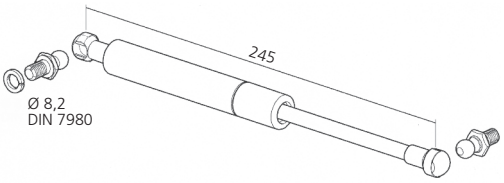

Kugelzapfen sind am Träger und Hebeelement montiert.
Fittings are always mounted at the bracket and the hinge.

Gasfeder – Hydrolift Gas ram – Hydrolift	100 N	**26004**
	200 N	**26005**
	300 N	**26006**
	400 N	**26007**
	500 N	**26008**
	750 N	**26009**
	800 N	**26019**

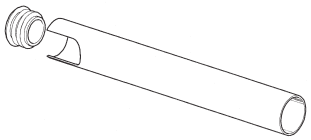

Abdeckrohr
für Gasfeder
Gas ram cover **26015**

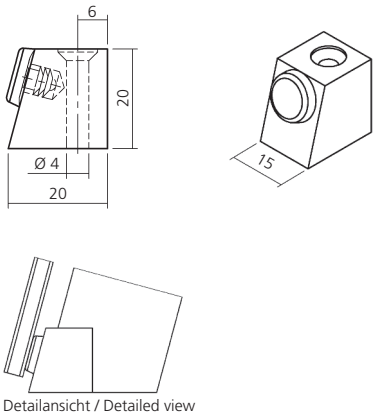

Anschlag, Aluminium
End stop **26516**

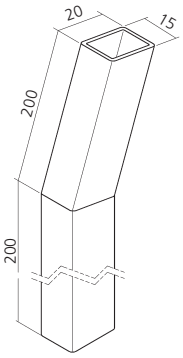

Rohr, Edelstahl
für Fußverbindung
Tube, stainless steel
for foot connection

15° **26022**

Hebebeschlag
Lifting armature

345

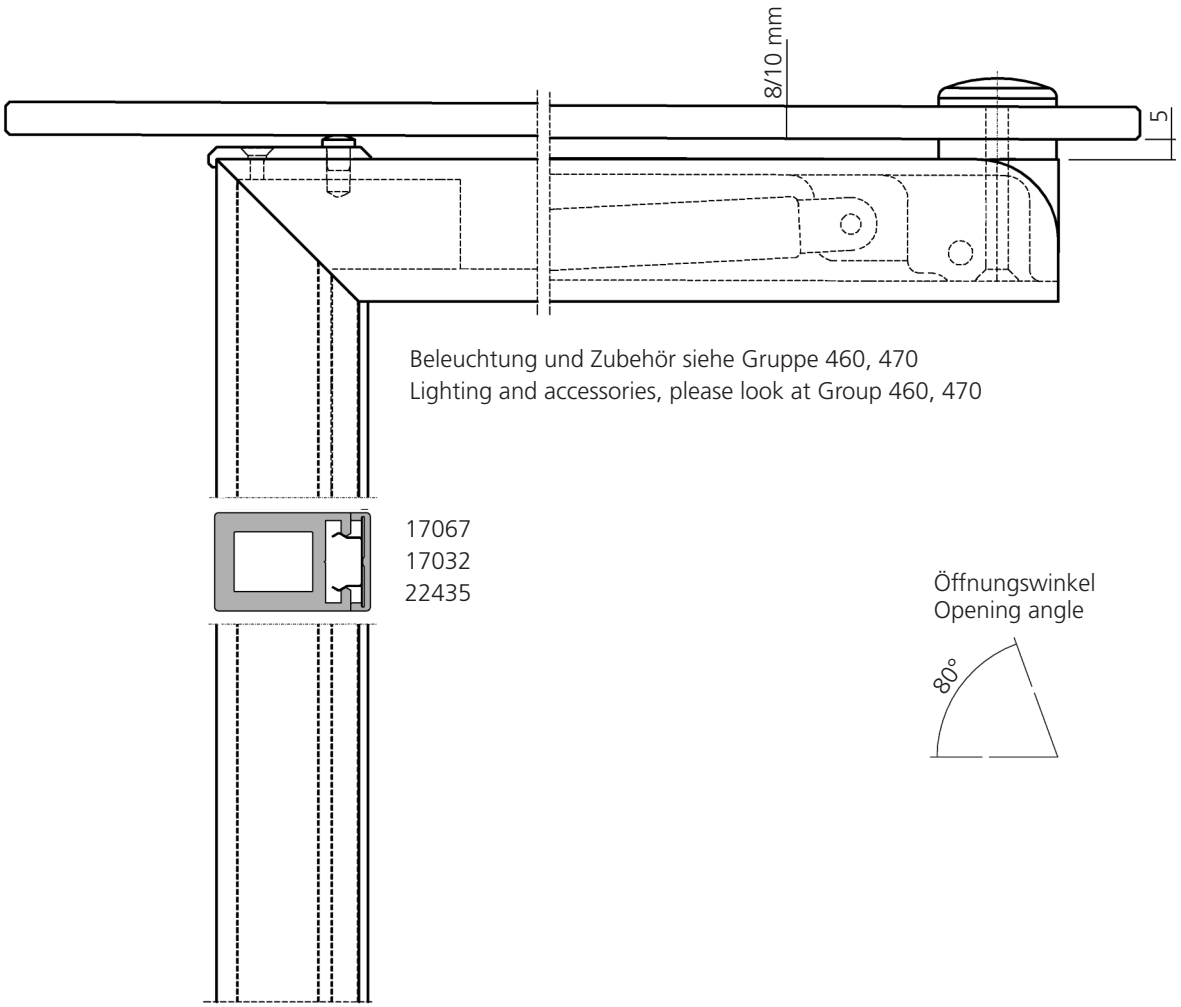

Beleuchtung und Zubehör siehe Gruppe 460, 470
Lighting and accessories, please look at Group 460, 470

Öffnungswinkel
Opening angle

Darstellung
Image **50%**

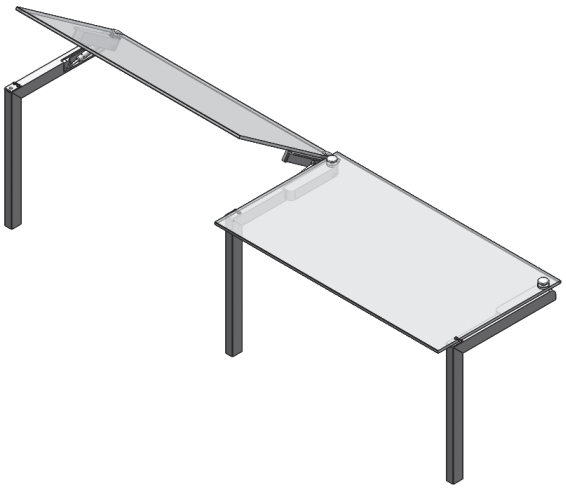

Hebebeschlag für Deckglas
max. Deckglasgröße L = 850–1300 mm
max. Deckglastiefe T = 300– 500 mm
Öffnungswinkel 80°

Lifting armature for upper glass
max. upper glass size L = 850–1300 mm
max. upper glass size T = 300–500 mm
opening angle 80°

Wir empfehlen ESG-Glas in allen Thekenaufbauten zu verwenden.

We recommend always thoughened safety glass for all our systems.

Hebebeschlag
Lifting armature

345

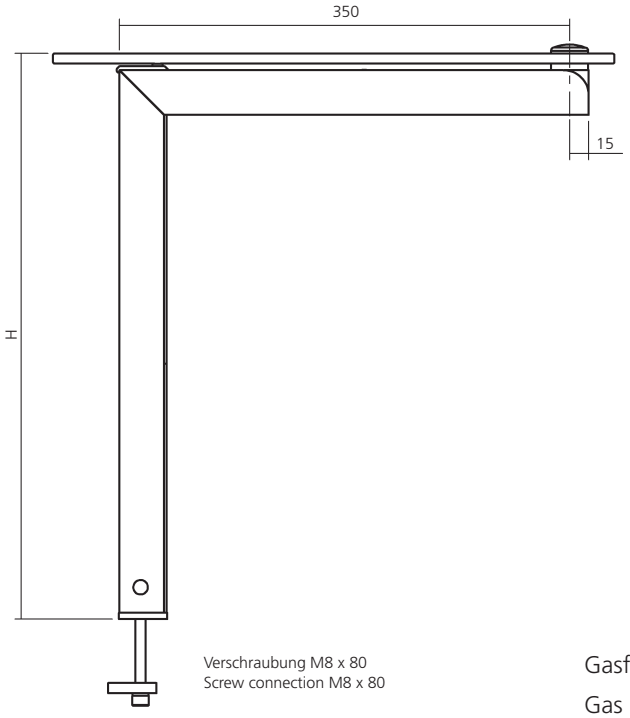

Gasfeder ist nicht im Lieferumfang enthalten.

Gas ram not included in delivery.

Stütze links
mit Verschraubung

Support left
with screw connection

Abmessungen
nach Angabe

Dimensions
according
to indication

26301

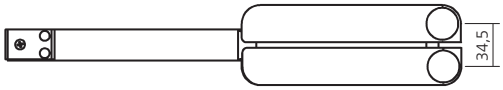

Stütze Mitte
mit Verschraubung

Support center
with screw connection

Abmessungen
nach Angabe

Dimensions
according
to indication

26303

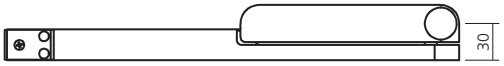

Stütze rechts
mit Verschraubung

Support right
with screw connection

Abmessungen
nach Angabe

Dimensions
according
to indication

26302

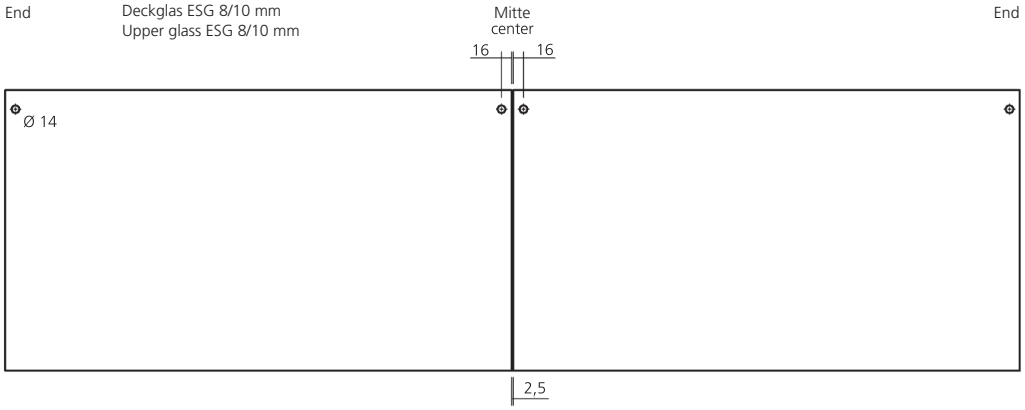

Hebebeschlag
Lifting armature

345

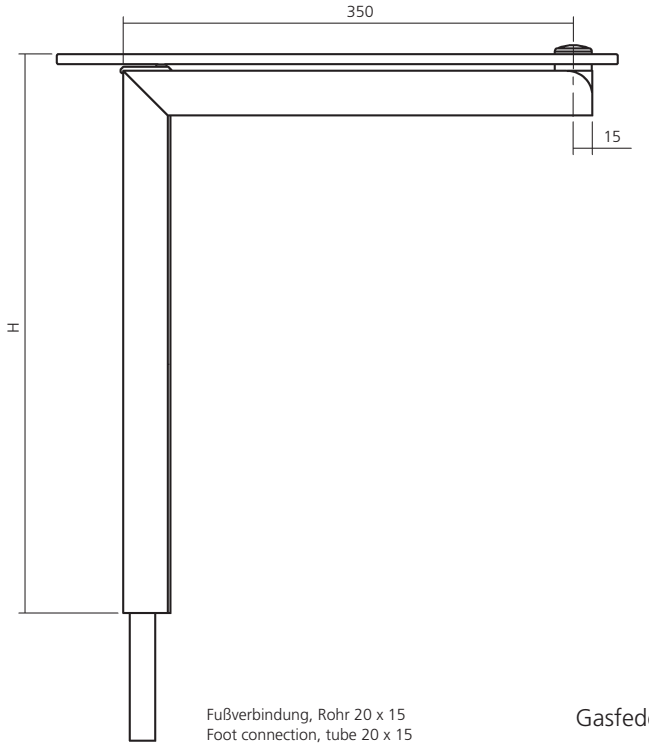

Fußverbindung, Rohr 20 x 15
Foot connection, tube 20 x 15

Gasfeder ist nicht im Lieferumfang enthalten.
Gas ram not included in delivery.

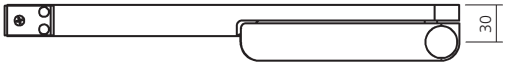

Stütze links mit Fußverbindung Support left with foot connection	Abmessungen nach Angabe Dimensions according to indication	**26351**

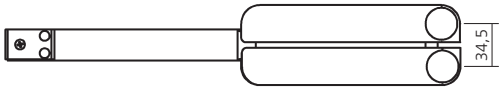

Stütze Mitte mit Fußverbindung Support center with foot connection	Abmessungen nach Angabe Dimensions according to indication	**26353**

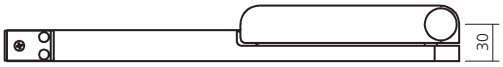

Stütze rechts mit Fußverbindung Support right with foot connection	Abmessungen nach Angabe Dimensions according to indication	**26352**

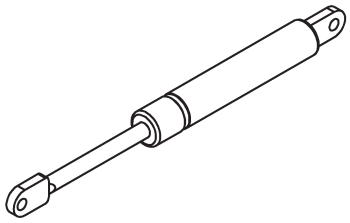

Kugelzapfen sind am Träger und Hebeelement montiert.
Fittings are always mounted at the bracket and the hinge.

Gasfeder – Hydrolift Gas ram – Hydrolift	100 N	**26385**
	200 N	**26386**
	300 N	**26387**
	400 N	**26388**

Hebebeschlag
Lifting armature

345

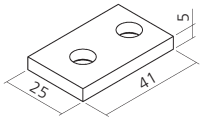

Rosette, Aluminium
für Verschraubung

Collar
for screw connection

25016

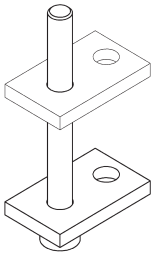

Verschraubung
Screw connection

25018

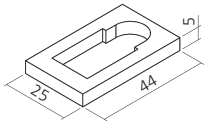

Rosette, Aluminium
für Fußverbindung

Collar
for foot connection

25038

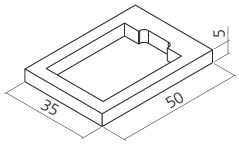

Überwurfrosette, Aluminium
Retaining – collar

25039

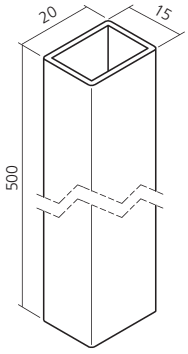

Rohr, Edelstahl
für Fußverbindung

Tube, stainless steel
for foot connection

26020

Hebebeschlag
Lifting armature

346

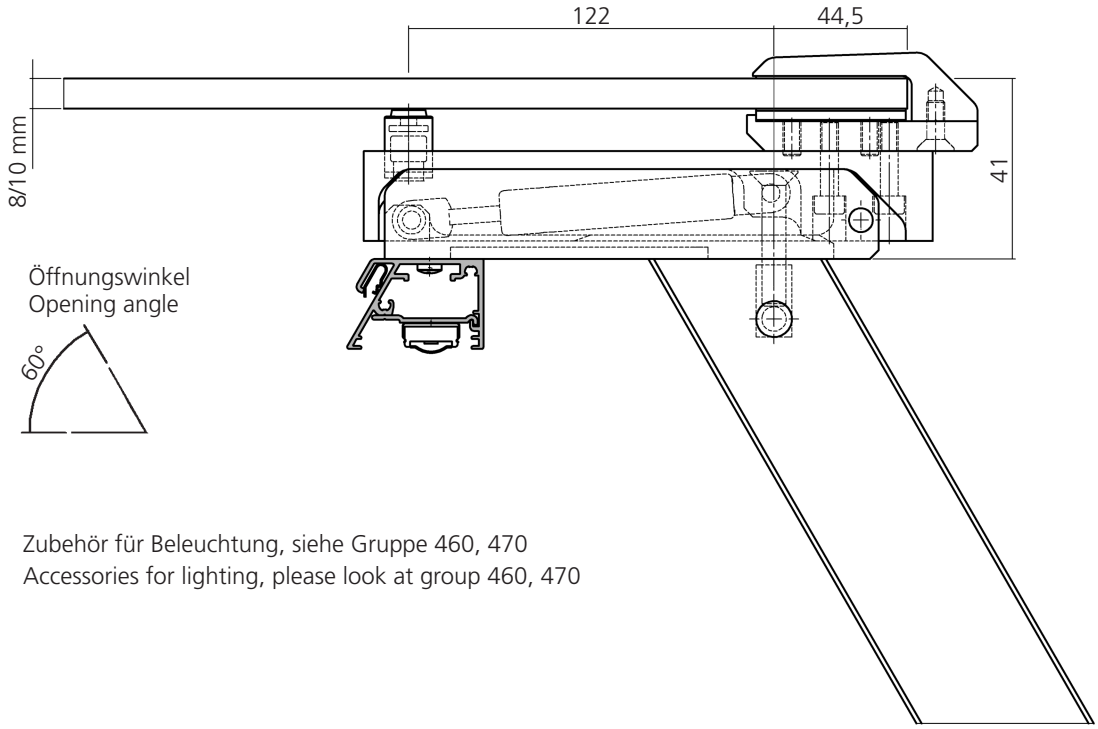

Zubehör für Beleuchtung, siehe Gruppe 460, 470
Accessories for lighting, please look at group 460, 470

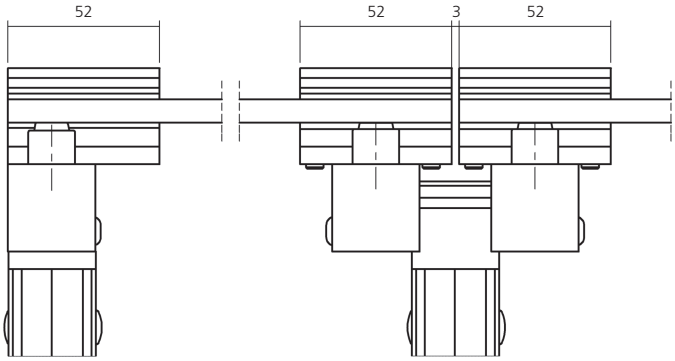

Darstellung
Image **40%**



Hebebeschlag
max. Glaslänge 1300 mm
max. Deckglastiefe 500 mm

Lifting armature
max. glass length 1300 mm
max. upper glass size 500 mm

Wir empfehlen ESG-Glas in allen Thekenaufbauten zu verwenden.

We recommend always thoughened safety glass for all our systems.

Hebebeschlag
Lifting armature

346

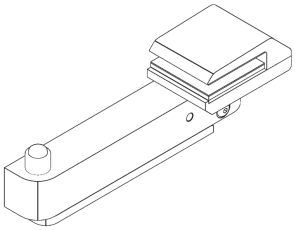

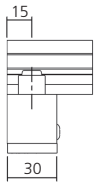

	Glas / Glass	
Träger links mit Hebeelement Bracket left with lifting armature	8 mm	**22470**
	10 mm	**22471**

Gasfeder ist nicht im Lieferumfang enthalten.

Gas ram not included in delivery.

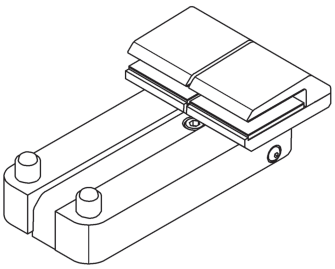

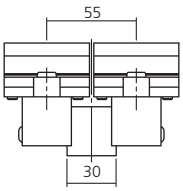

	Glas / Glass	
Träger Mitte mit Hebeelement Bracket center with lifting armature	8 mm	**22474**
	10 mm	**22475**

Gasfeder ist nicht im Lieferumfang enthalten.

Gas ram not included in delivery.

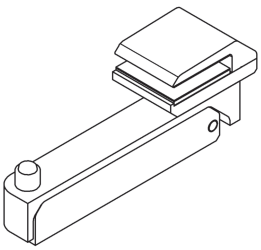

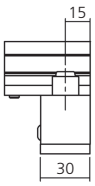

	Glas / Glass	
Träger rechts mit Hebeelement Bracket right with lifting armature	8 mm	**22472**
	10 mm	**22473**

Gasfeder ist nicht im Lieferumfang enthalten.

Gas ram not included in delivery.

Hebebeschlag
Lifting armature

346

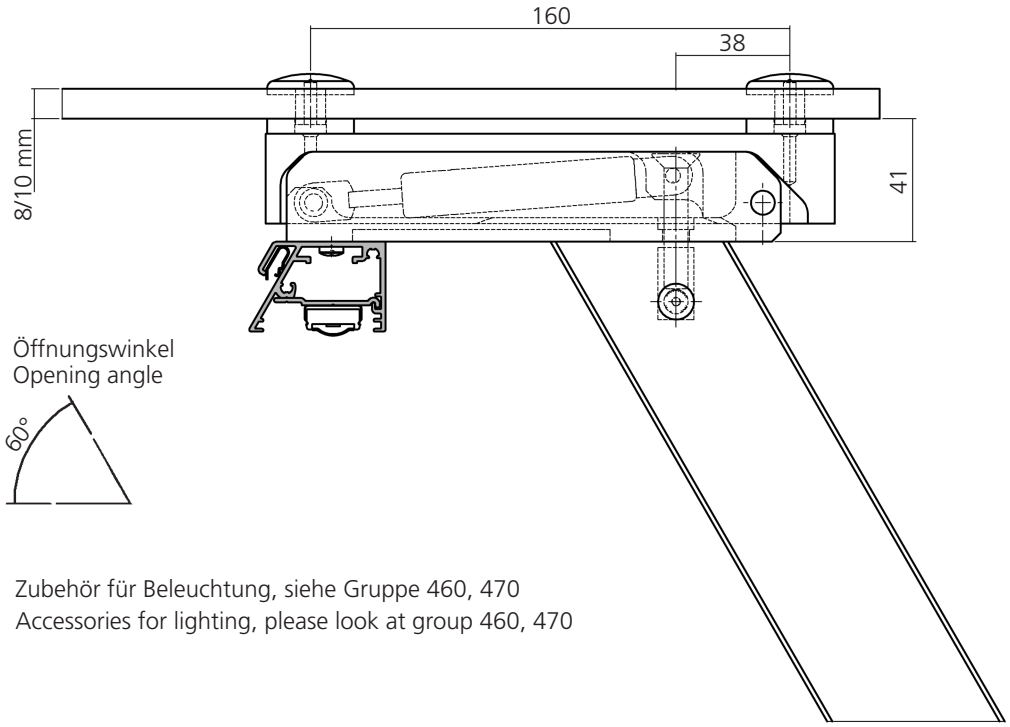

Zubehör für Beleuchtung, siehe Gruppe 460, 470
Accessories for lighting, please look at group 460, 470

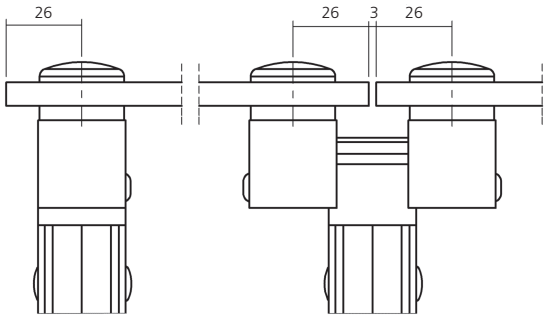

Darstellung
Image **40%**

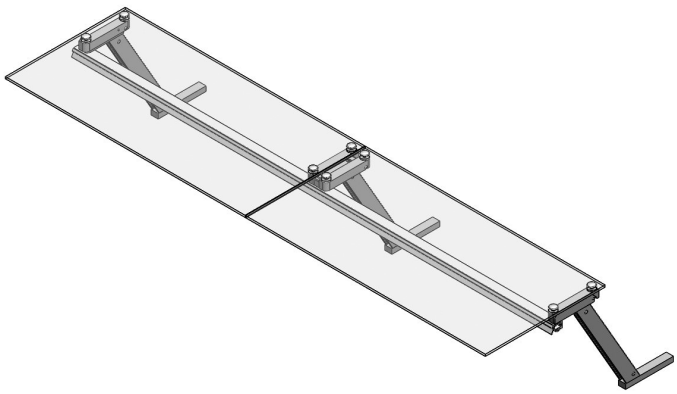

Hebebeschlag
max. Glaslänge 1300 mm
max. Deckglastiefe 500 mm

Lifting armature
max. glass length 1300 mm
max. upper glass size 500 mm

Wir empfehlen ESG-Glas in allen Thekenaufbauten zu verwenden.

We recommend always thoughened safety glass for all our systems.

Hebebeschlag
Lifting armature

346

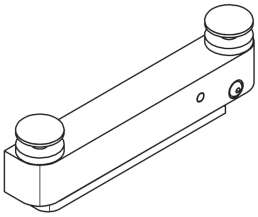

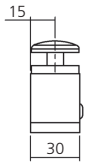

Träger links
mit Hebeelement

Bracket left
with lifting armature

22478

Gasfeder ist nicht im Lieferumfang enthalten.

Gas ram not included in delivery.

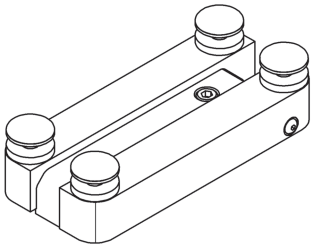

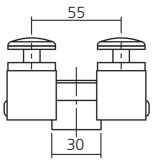

Träger Mitte
mit Hebeelement

Bracket center
with lifting armature

22480

Gasfeder ist nicht im Lieferumfang enthalten.

Gas ram not included in delivery.

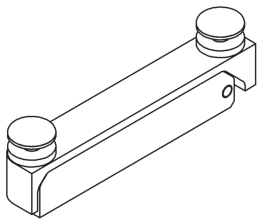

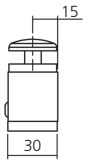

Träger rechts
mit Hebeelement

Bracket right
with lifting armature

22479

Gasfeder ist nicht im Lieferumfang enthalten.

Gas ram not included in delivery.

Deckglas ESG 8/10 mm
Upper glass ESG 8/10 mm



Hebebeschlag
Lifting armature

346

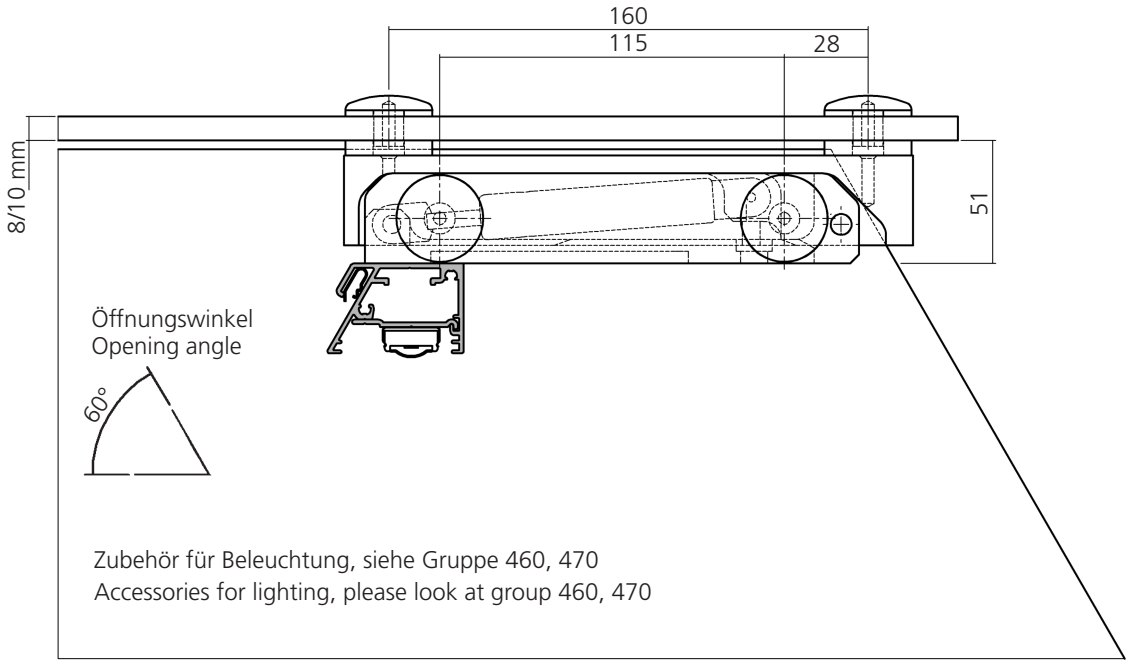

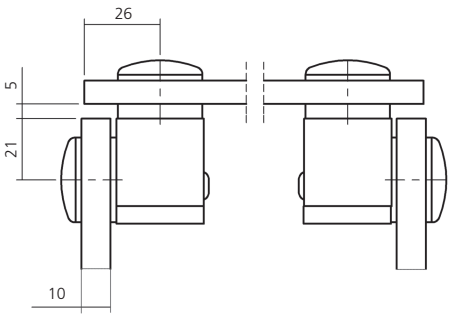

Darstellung
Image **40%**

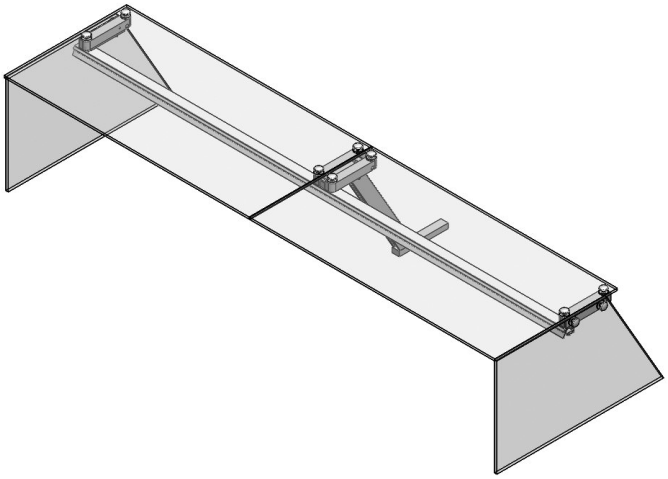

Hebebeschlag
max. Glaslänge 1300 mm
max. Deckglastiefe 500 mm

Lifting armature
max. glass length 1300 mm
max. upper glass size 500 mm

Wir empfehlen ESG-Glas in allen Thekenaufbauten zu verwenden.

We recommend always thoughened safety glass for all our systems.

Hebebeschlag
Lifting armature

346

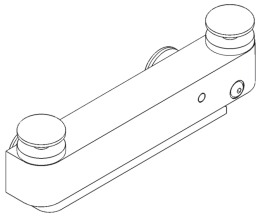

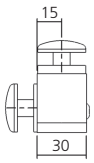

Träger links
mit Hebeelement

Bracket left
with lifting armature

22485

Gasfeder ist nicht im Lieferumfang enthalten.

Gas ram not included in delivery.

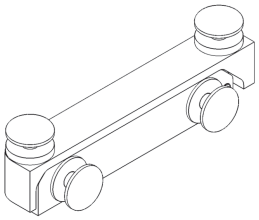

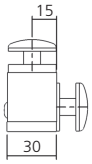

Träger rechts
mit Hebeelement

Bracket right
with lifting armature

22486

Gasfeder ist nicht im Lieferumfang enthalten.

Gas ram not included in delivery.

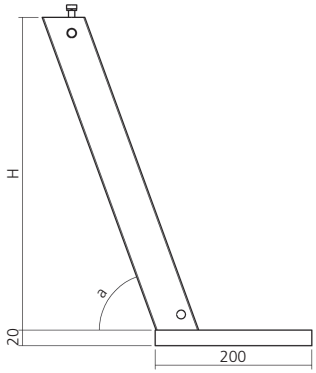

Stütze — nach Angabe — **21332**

Support — on indication

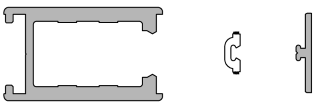

Zubehör für Stützen, siehe Gruppe 260

Accessories for supports, please look at group 260

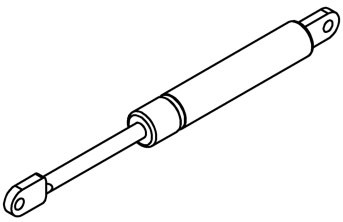

Gasfeder – Hydrolift	100 N	**26385**
Gas ram – Hydrolift	200 N	**26386**
	300 N	**26387**
	400 N	**26388**

Hebebeschlag
Lifting armature

350

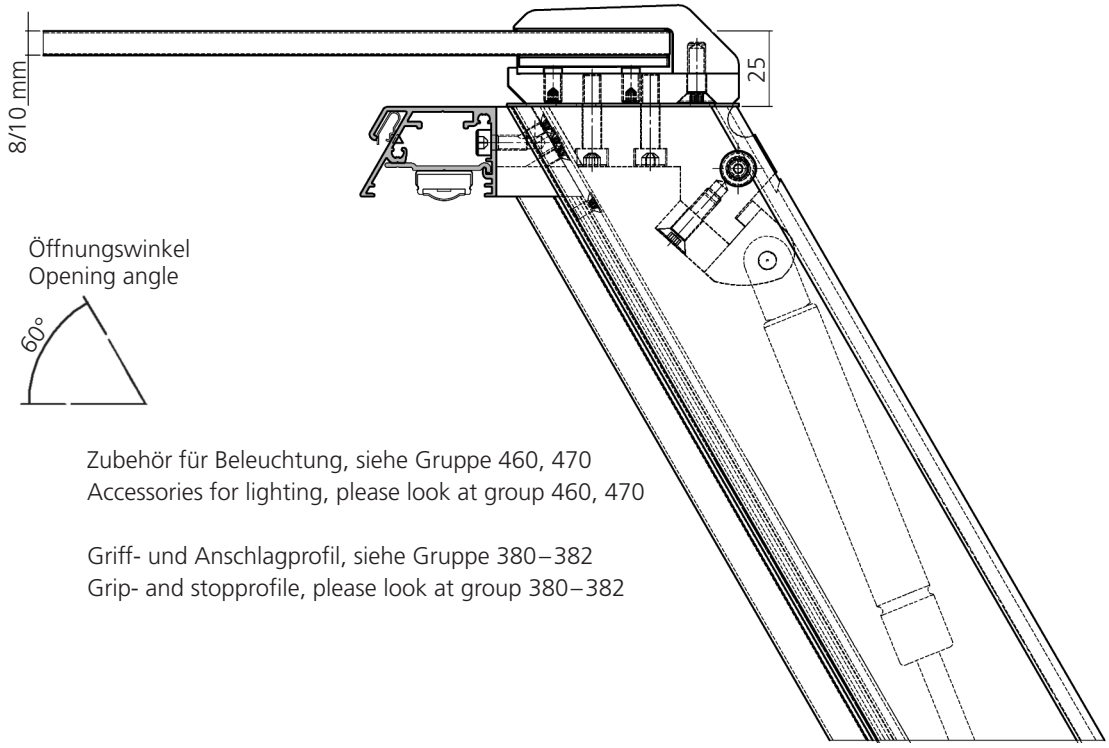

Öffnungswinkel
Opening angle

Zubehör für Beleuchtung, siehe Gruppe 460, 470
Accessories for lighting, please look at group 460, 470

Griff- und Anschlagprofil, siehe Gruppe 380–382
Grip- and stopprofile, please look at group 380–382

Darstellung
Image **40%**

links / left

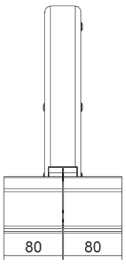

Mitte / center

rechts / right

Darstellung
Image **10%**

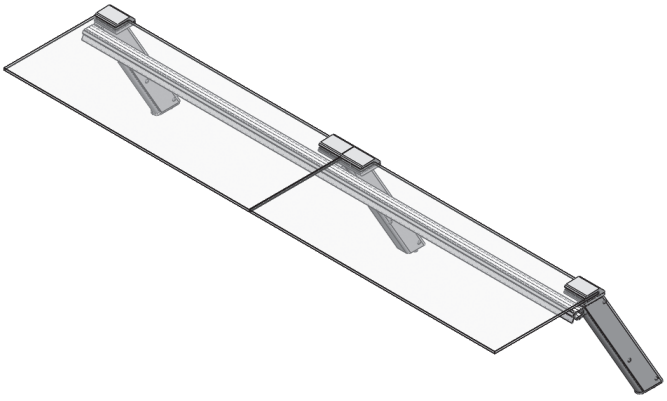

Hebebeschlag
max. Glaslänge 1300 mm
max. Deckglastiefe 500 mm

Lifting armature
max. glass length 1300 mm
max. upper glass size 500 mm

Wir empfehlen ESG-Glas in allen Thekenaufbauten zu verwenden.

We recommend always thoughened safety glass for all our systems.

Hebebeschlag
Lifting armature

350

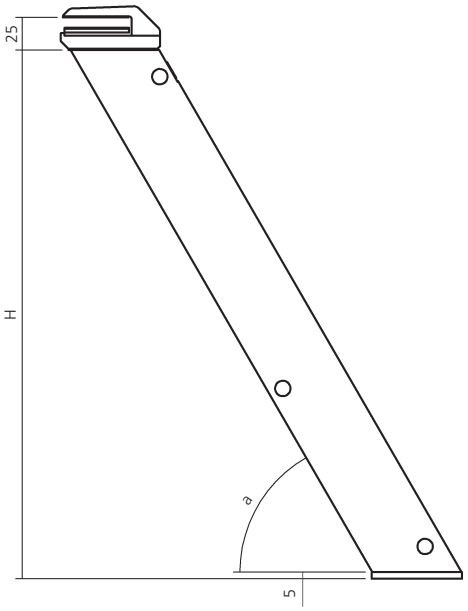

Höhe H = 400 mm
Neigung a = 35° – 70°
in Schritten von 5°

Height H = 400 mm
Degree a = 35° – 70°
in steps of 5°

Sondermaße auf Anfrage
Special dimensions on request

Gasfeder ist nicht im Lieferumfang enthalten.
Gas ram not included in delivery.

	Glas / Glass	
Endstütze aus Profil 11951 End support out of profile 11951	8 mm	**22645**
	10 mm	**22665**

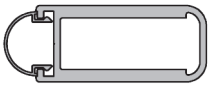

	Glas / Glass	
Endstütze aus Profil 11962/12027 End support out of profile 11962/12027	8 mm	**22646**
	10 mm	**22666**

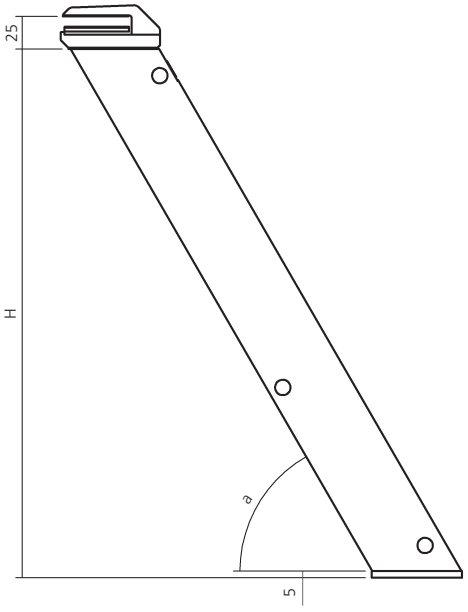

Höhe H = 400 mm
Neigung a = 35° – 70°
in Schritten von 5°

Height H = 400 mm
Degree a = 35° – 70°
in steps of 5°

Sondermaße auf Anfrage
Special dimensions on request

Gasfeder ist nicht im Lieferumfang enthalten.
Gas ram not included in delivery.

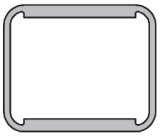

	Glas / Glass	
Mittelstütze aus Profil 11952 Central support out of profile 11952	8 mm	**22647**
	10 mm	**22667**

Hebebeschlag
Lifting armature

350

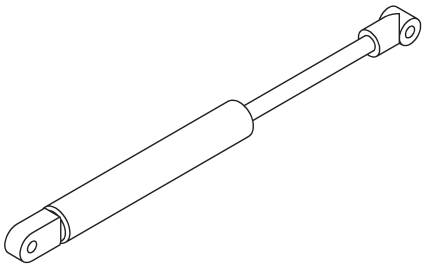

Gasfeder – Liftomat Gas ram – Liftomat	300 N	**22633**
	400 N	**22635**
	500 N	**22684**
	600 N	**22648**
	700 N	**22685**
	800 N	**22686**

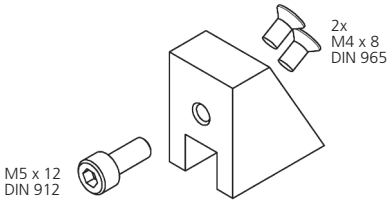

Blendenhalter, Aluminium Shield holder	Neigung nach Angabe Degree to indication	**22657**

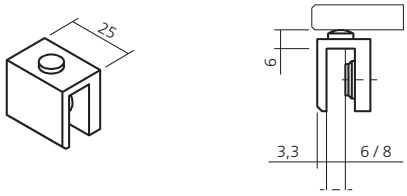

Glasauflage
für senkrecht stehende Scheibe
Glass support
for vertical pane

22653

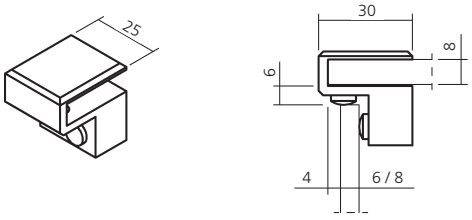

Glasanschlag
für senkrecht stehende Scheibe
Glass stop
for vertical pane

22660

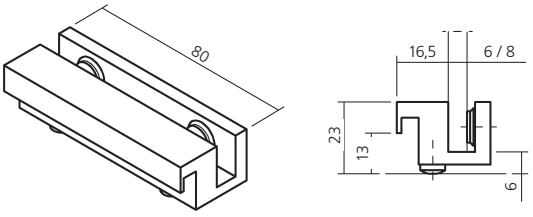

Griff für Frontscheibe
Grip for front pane

22661

Hebebeschlag
Lifting armature

351

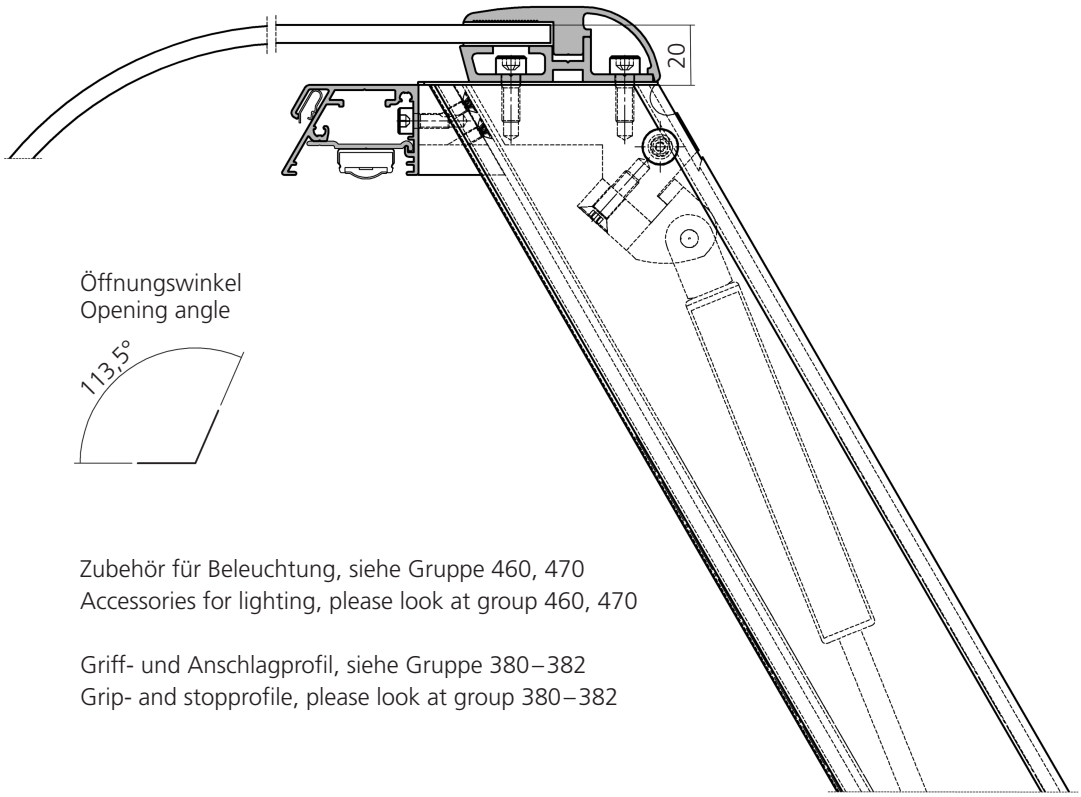

Öffnungswinkel
Opening angle

Zubehör für Beleuchtung, siehe Gruppe 460, 470
Accessories for lighting, please look at group 460, 470

Griff- und Anschlagprofil, siehe Gruppe 380–382
Grip- and stopprofile, please look at group 380–382

Darstellung
Image **40%**

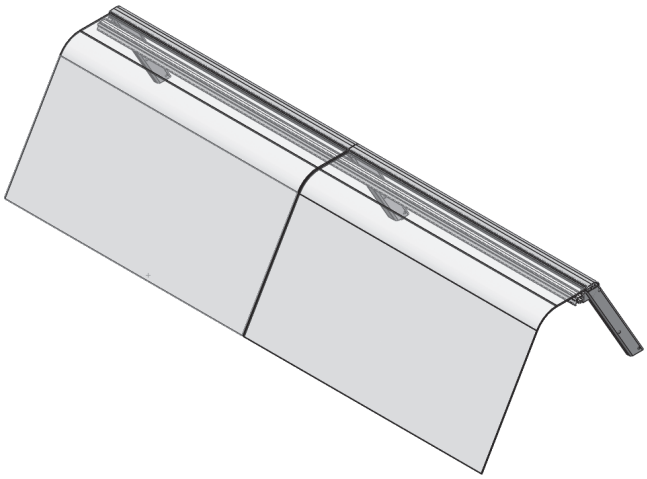

Hebebeschlag für Panoramascheiben
max. Glaslänge 1443 mm

Lifting armature for panorama glasses
max. glass length 1443 mm

Wir empfehlen ESG-Glas in allen Thekenaufbauten zu verwenden.

We recommend always thoughened safety glass for all our systems.

Hebebeschlag
Lifting armature

351

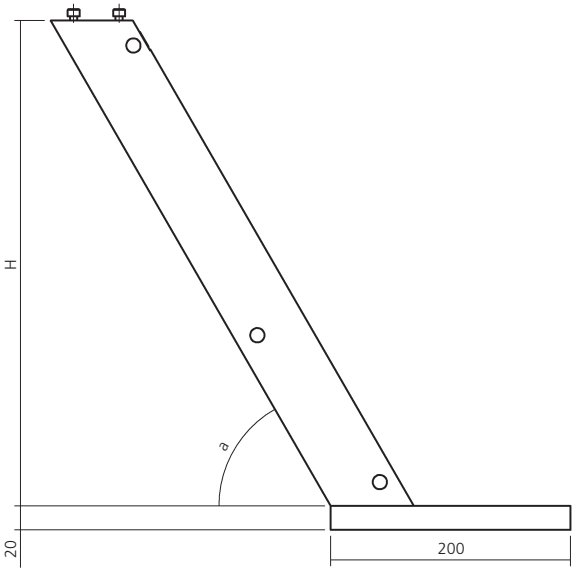

Gasfeder ist nicht im Lieferumfang enthalten.
Gas ram not included in delivery.

Endstütze
aus Profil 11951

End support completely assembled
out of profile 11951

Abmessungen
nach Angabe

Dimensions
according
to indication

22641

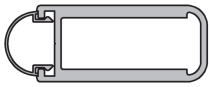

Endstütze
aus Profil 11962/12027

End support completely assembled
out of profile 11962/12027

Abmessungen
nach Angabe

Dimensions
according
to indication

22643

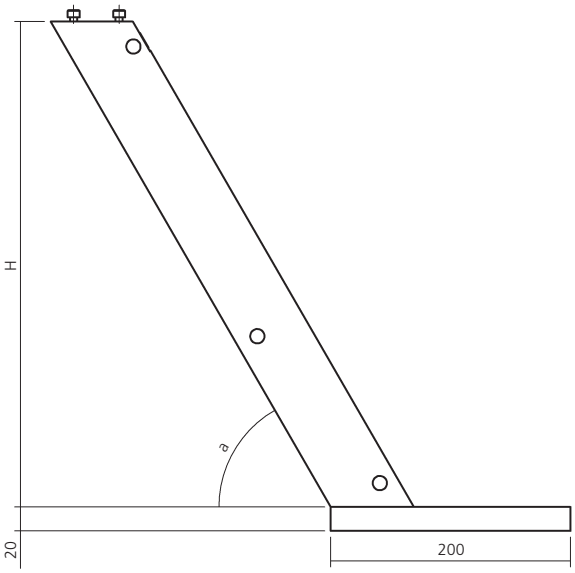

Gasfeder ist nicht im Lieferumfang enthalten.
Gas ram not included in delivery.



Mittelstütze
aus Profil 11952

Central support
out of profile 11952

Abmessungen
nach Angabe

Dimensions
according
to indication

22642

WAS Warsteiner Alu Systeme

Hebebeschlag
Lifting armature

351

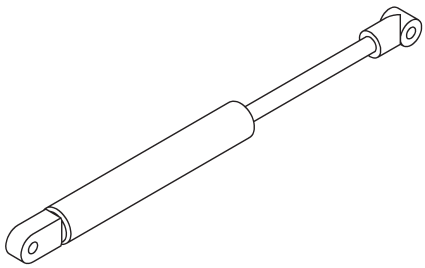

Gasfeder – Liftomat
Gas ram – Liftomat

Scheibenlänge Length of pane	Federkraft Pressure force
943 mm	2 x 400 N
1243 mm	2 x 500 N
1443 mm	2 x 600 N

300 N	**22633**
400 N	**22635**
500 N	**22684**
600 N	**22648**
700 N	**22685**
800 N	**22686**

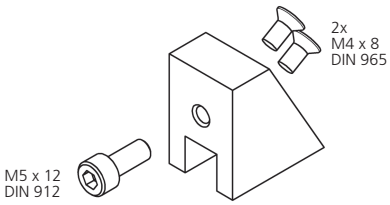

Blendenhalter, Aluminium
Shield holder

Neigung nach Angabe
Degree to indication **22657**

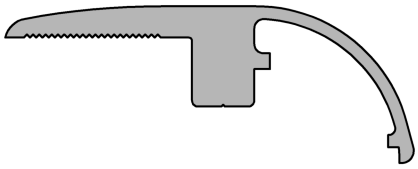

Glashalteprofil, Aluminium
Glass clamp Profil

6000 mm **12416**

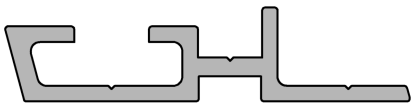

Glashalteprofil, Aluminium
Glass clamp profile

6000 mm **12408**
Bohrabstand
Bore distance
100 mm

Schraube mit Federring
M5 x 12 DIN 6912
Screw with spring ring
M5 x 12 DIN 6912

VPE 25 **SC008**
PU 25

Einfassprofil, PVC
Bordering profile, PVC **22411**

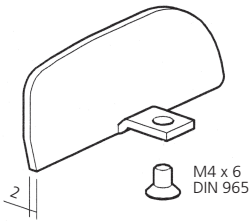

Endkappe, Aluminium
End cap

rechts / right **22416**
links / left **22436**

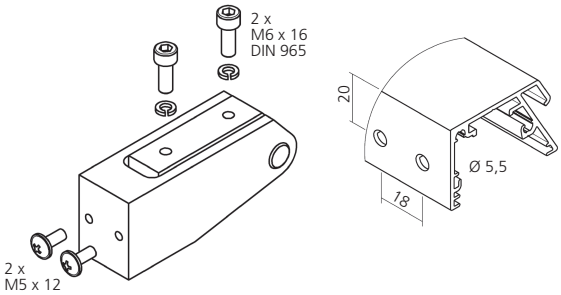

Schwenklager für Eckgläser
Pivoting block for corner glasses **22659**

Hebebeschlag
Lifting armature

351

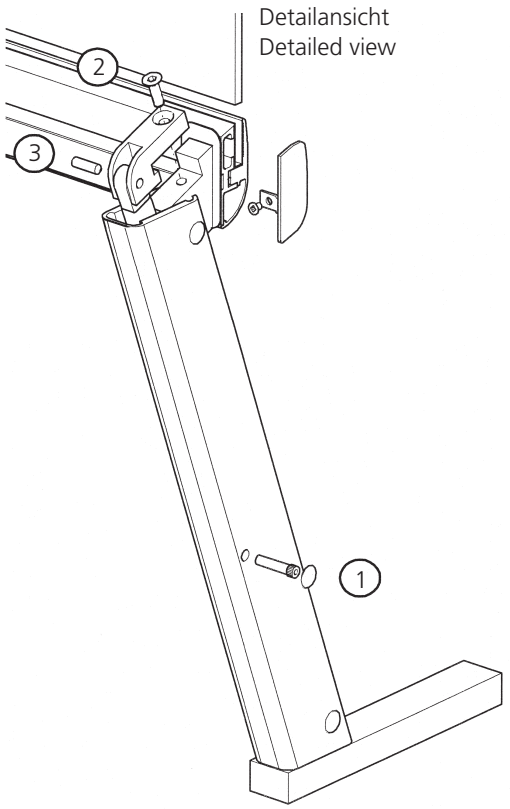

Wechsel der Gasdruckfeder
Scheibe komplett öffnen und in geöffneter Stellung festhalten.
1. Bolzen aus Stütze lösen.
2. Schraube lösen und Feder mit dem Anlenkhebel herausziehen.
3. Bolzen zwischen Anlenkhebel und oberem Gasfederauge lösen.
4. Feder austauschen und mit Anlenkhebel verbinden.
5. Unteres Gasfederauge mit Bolzen 1 wieder in Stütze fixieren.
6. Anlenkhebel mit Schraube 2 wieder verbinden.

How to change the gas ram
Open the glass and hold in open position.
1. Unclamp bolt from support.
2. Unclamp screw and spring, pull out with link lever.
3. Unfix bolt between link lever and upper gas ram eye.
4. Replacing gas ram and connect with link lever.
5. Fix bottom gas ram eye with bolt 1 again in the support.
6. Fix link lever again with screw 2.

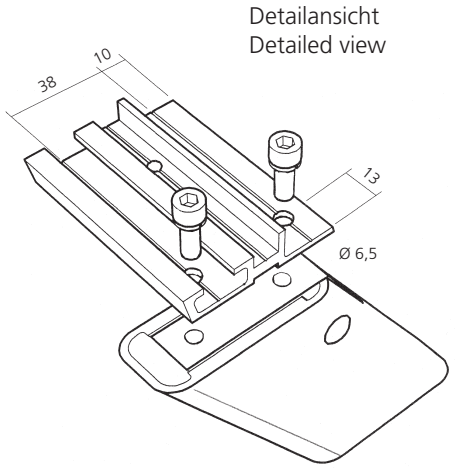

Bearbeitung Glashalteprofil
Endstütze

Processing glass clamp profile
End support

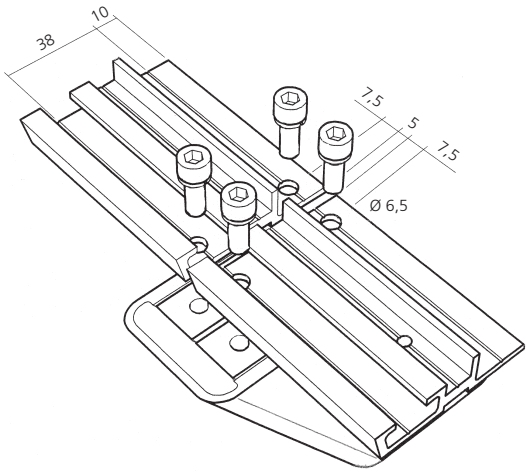

Bearbeitung Glashalteprofil
Mittelstütze

Processing glass clamp profile
Center support

Hebebeschlag
Lifting armature

355

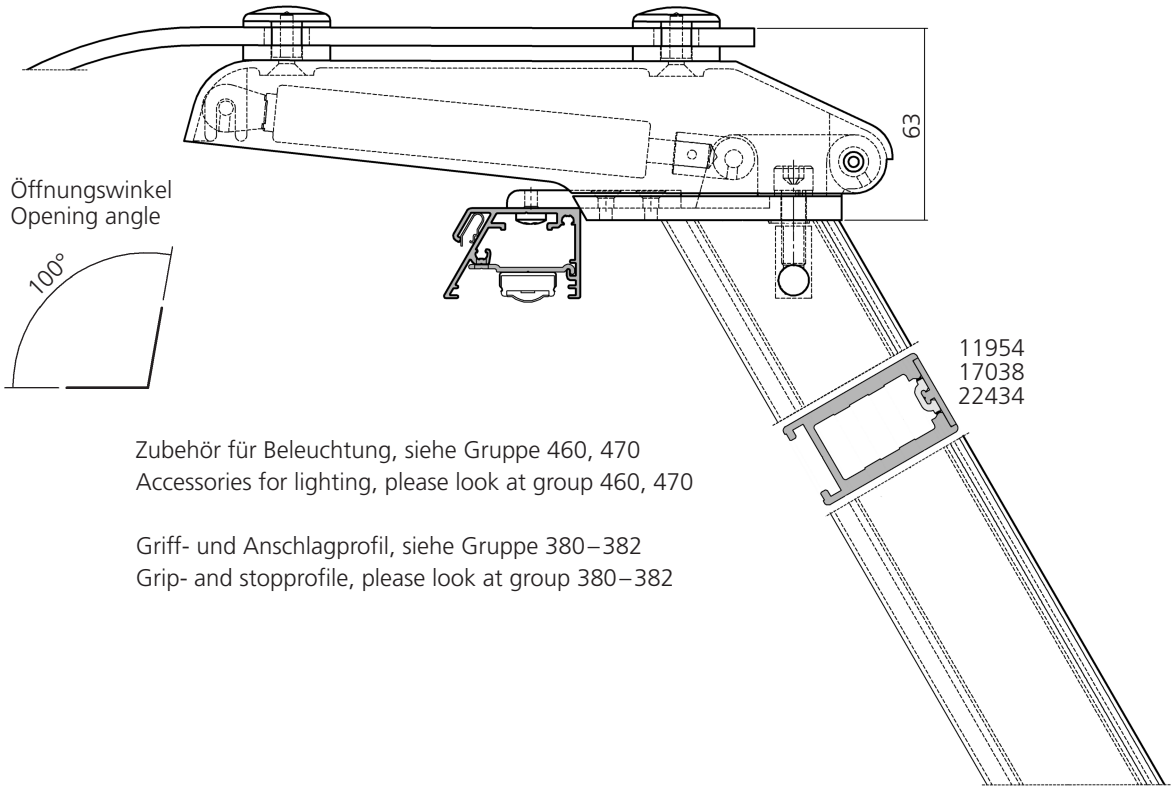

Öffnungswinkel
Opening angle

Zubehör für Beleuchtung, siehe Gruppe 460, 470
Accessories for lighting, please look at group 460, 470

Griff- und Anschlagprofil, siehe Gruppe 380–382
Grip- and stopprofile, please look at group 380–382

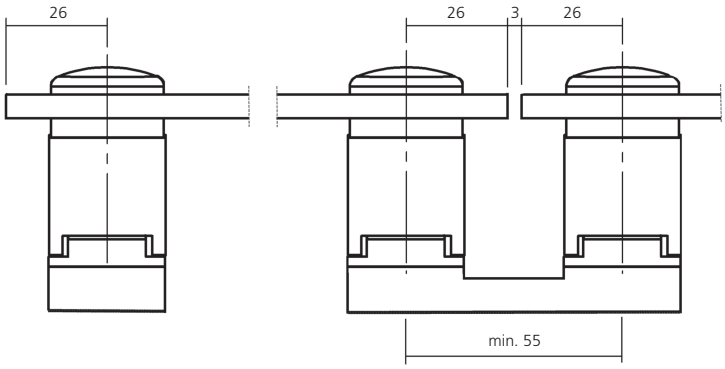

Darstellung
Image **40%**

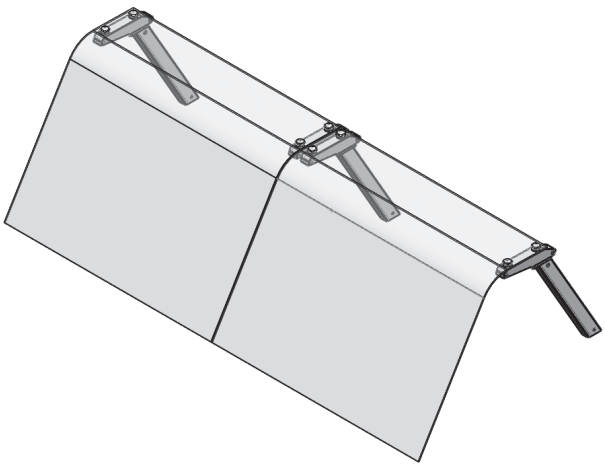

Hebebeschlag für Panoramascheiben
max. Glaslänge 1443 mm

Lifting armature for panorama glasses
max. glass length 1443 mm

Wir empfehlen ESG-Glas in allen Thekenaufbauten zu verwenden.

We recommend always thoughened safety glass for all our systems.

Hebebeschlag
Lifting armature

355

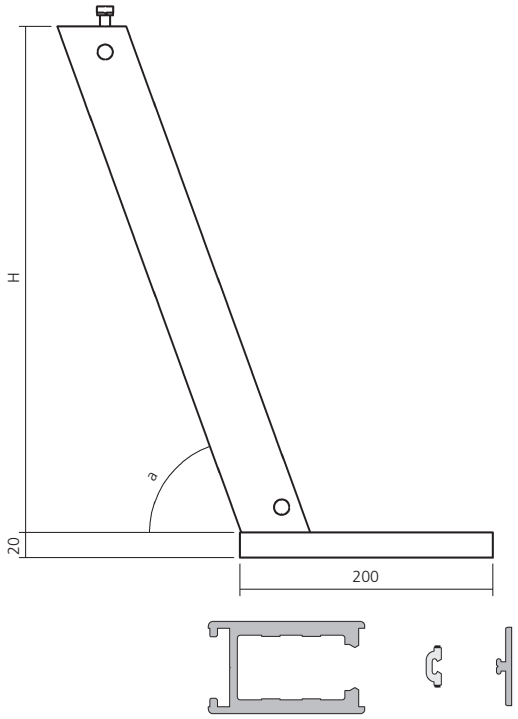

Stütze

Support

Abmessungen nach Angabe

Dimensions according to indication

22545

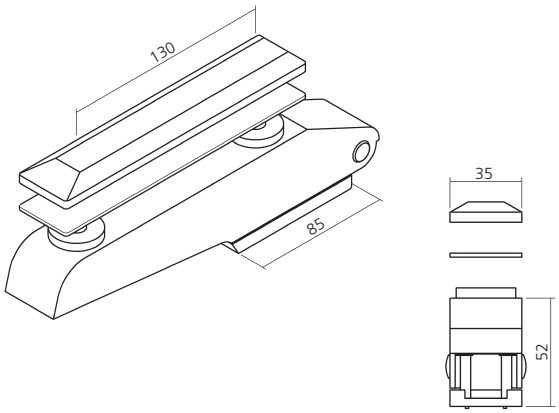

Endträger
mit Hebeelement

End bracket
with lifting armature

22525

Gasfeder ist nicht im Lieferumfang enthalten.

Gas ram not included in delivery.

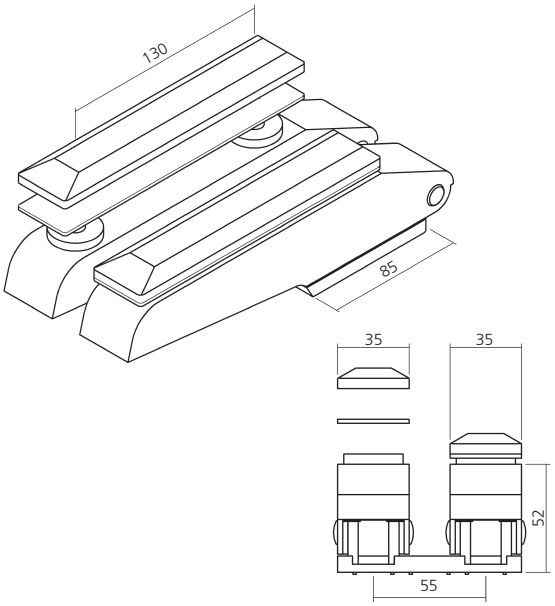

Mittelträger
mit Hebeelement

Central bracket
with lifting armature

22529

Gasfeder ist nicht im Lieferumfang enthalten.
Gas ram not included in delivery.

Hebebeschlag
Lifting armature

355

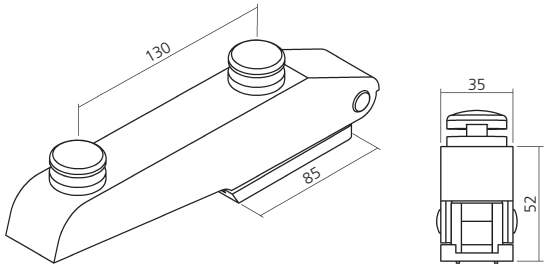

Endträger
mit Hebeelement

End bracket
with lifting armature

22554

Gasfeder ist nicht im Lieferumfang enthalten.
Gas ram not included in delivery.

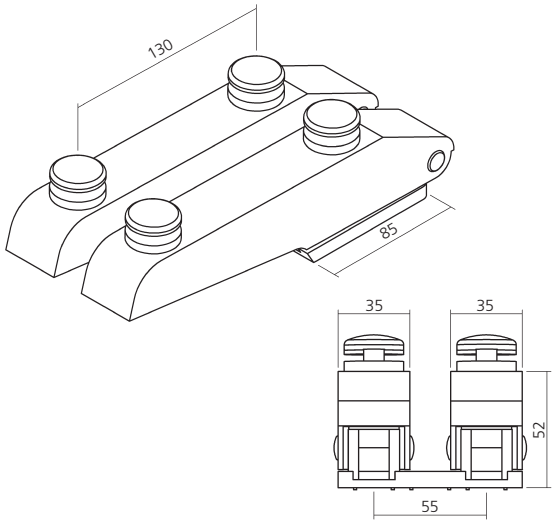

Mittelträger
mit Hebeelement

Central bracket
with lifting element

22558

Gasfeder ist nicht im Lieferumfang enthalten.
Gas ram not included in delivery.

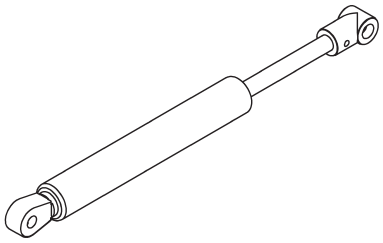

Gasfeder – Hydrolift
Gas ram – Hydrolift

400 N	**22612**
500 N	**22559**
600 N	**22561**
700 N	**22618**

Scheibenlänge Length of pane	Federkraft Pressure force
943 mm	2 x 500 N
1243 mm	2 x 600 N
1443 mm	2 x 700 N

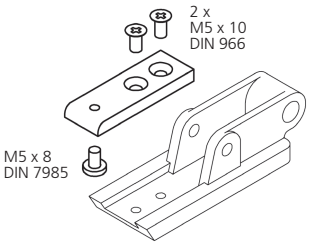

Blendenhalter, Aluminium

Shield holder

22567

Hebebeschlag
Lifting armature

356

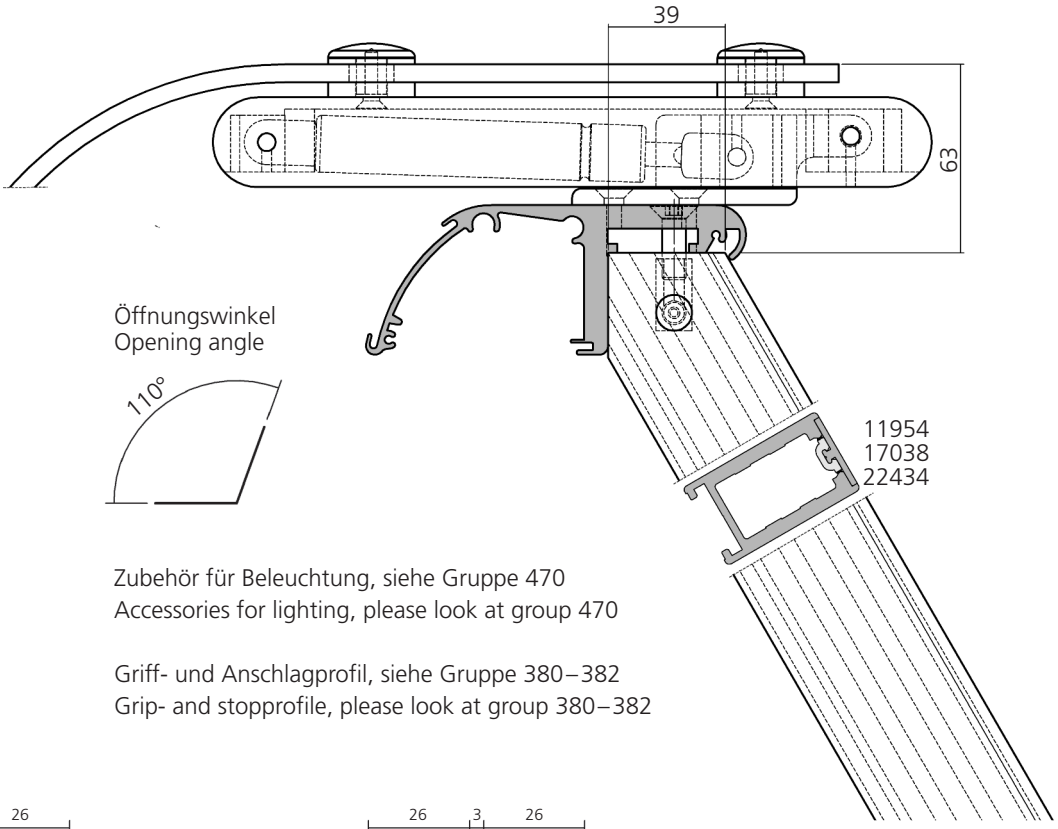

Öffnungswinkel
Opening angle

Zubehör für Beleuchtung, siehe Gruppe 470
Accessories for lighting, please look at group 470

Griff- und Anschlagprofil, siehe Gruppe 380–382
Grip- and stopprofile, please look at group 380–382

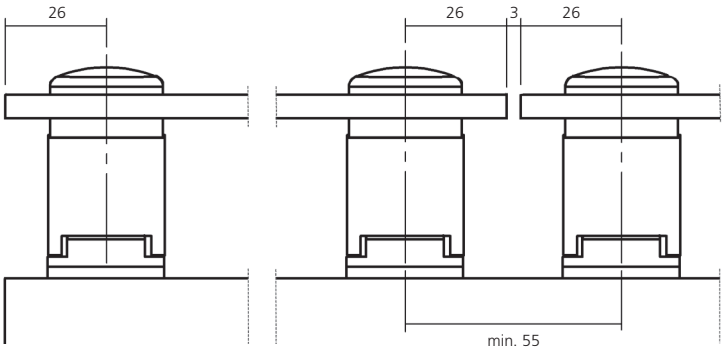

Darstellung
Image **40%**

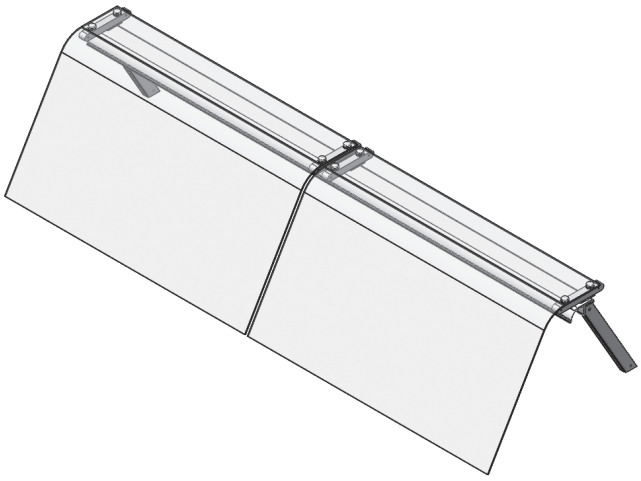

Hebebeschlag für Panoramascheiben
max. Glaslänge 1443 mm

Lifting armature for panorama glasses
max. glass length 1443 mm

Wir empfehlen ESG-Glas in allen Thekenaufbauten zu verwenden.

We recommend always thoughened safety glass for all our systems.

Hebebeschlag
Lifting armature

356

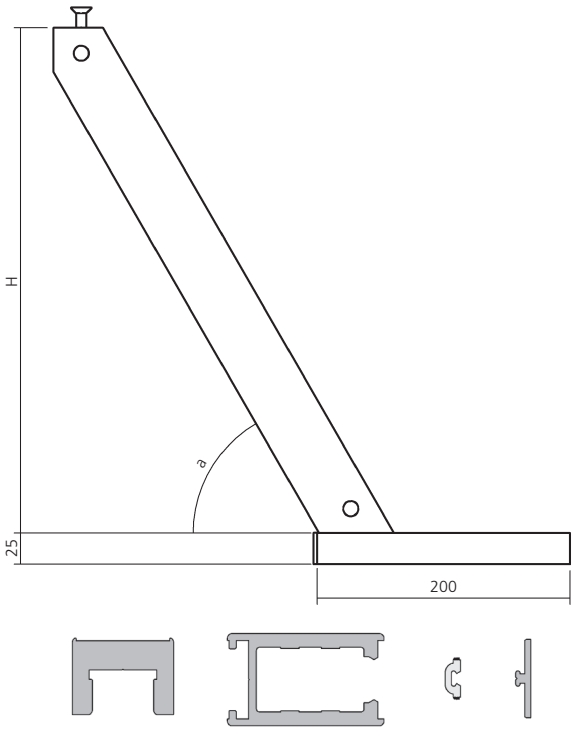

Stütze Support	70°	**23461**
	60°	**23462**
	nach Angabe according to indication	**23463**

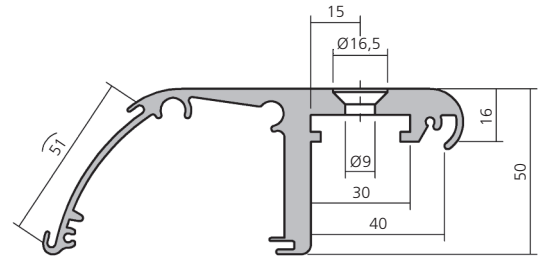

Verbundprofil, Aluminium Compound profile	6000 mm	**12575**

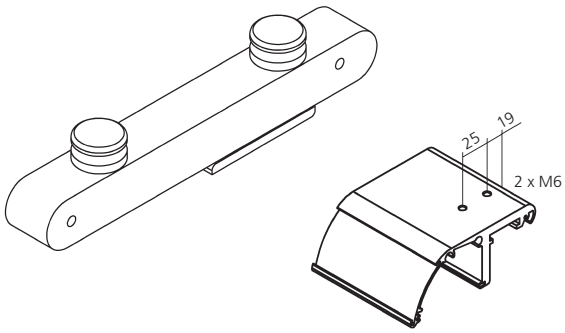

Träger mit Hebeelement **22990**
Bracket with lifting element

Gasfeder ist nicht im Lieferumfang enthalten.
Gas ram not included in delivery.

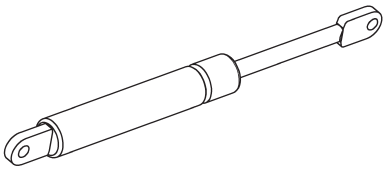

Gasfeder – Hydrolift
Gas ram – Hydrolift

100 N	**23124**
200 N	**23125**
300 N	**23126**
400 N	**23127**
500 N	**23128**
600 N	**23129**
700 N	**23130**

Scheibenlänge Length of pane	Federkraft Pressure force
943 mm	2 x 300 N
1243 mm	2 x 400 N
1443 mm	2 x 500 N

Hebebeschlag
Lifting armature

356

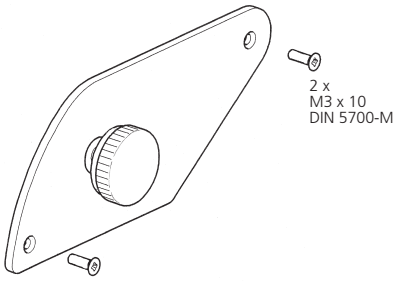

Endkappe, Aluminium End cap	rechts / right	**23575**
	links / left	**23576**

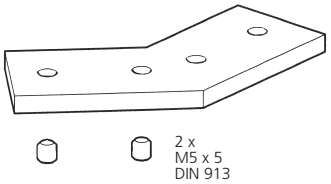

Profilverbindung, Aluminium Profile connection	90°	**23779**
	120°	**23780**
	135°	**23781**

Hebebeschlag
Lifting armature

365

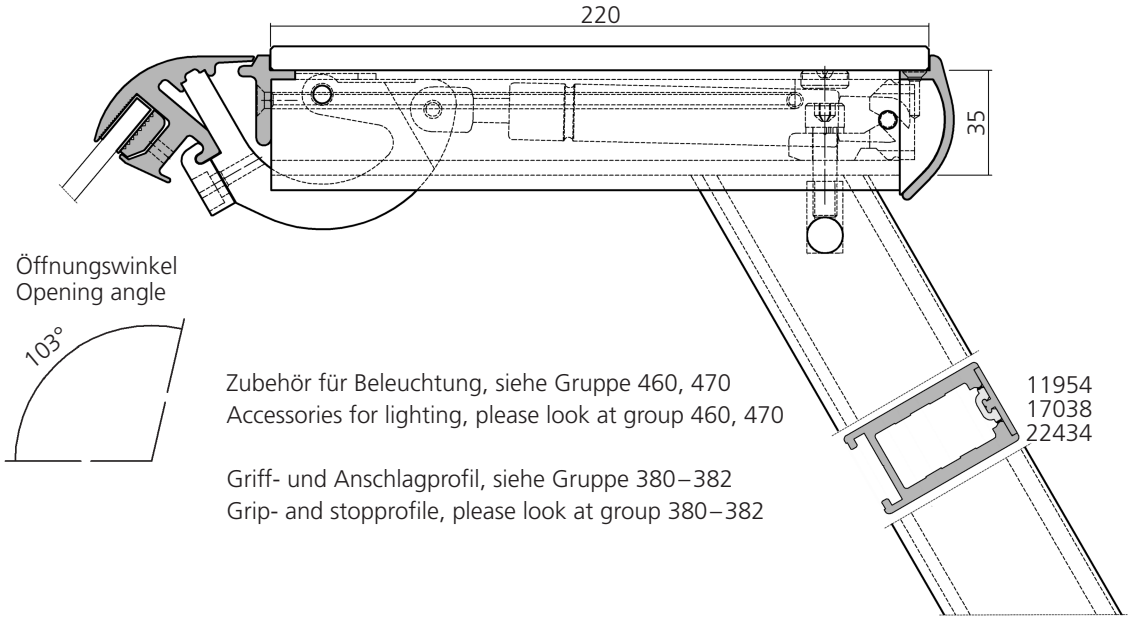

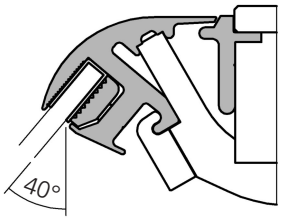

16861



16862

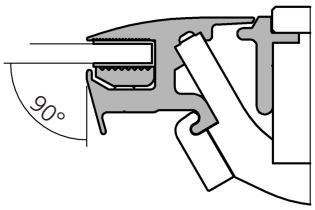

16863

Darstellung
Image **40%**

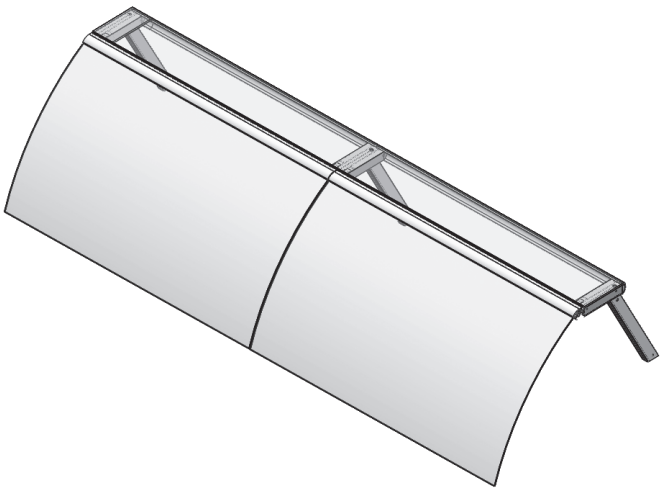

Hebebeschlag
max. Glaslänge 1443 mm

Lifting armature
max. glass length 1443 mm

Wir empfehlen ESG-Glas in allen Thekenaufbauten zu verwenden.

We recommend always thoughened safety glass for all our systems.

Hebebeschlag
Lifting armature

365

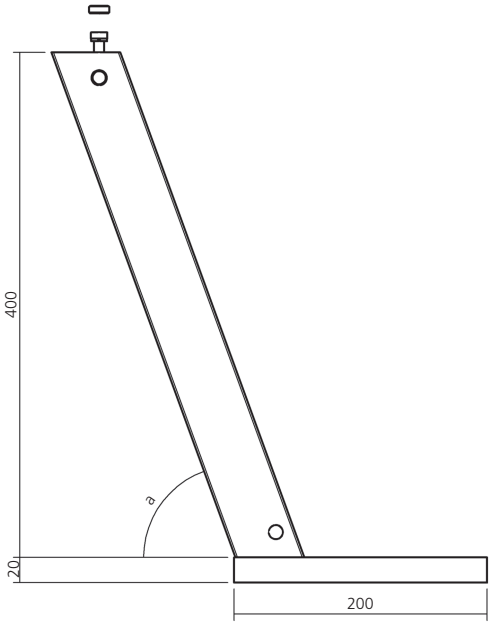

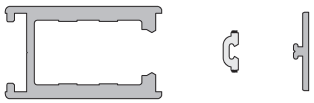

Stütze
Support

70°	**21330**
60°	**21331**
nach Angabe on indication	**21332**

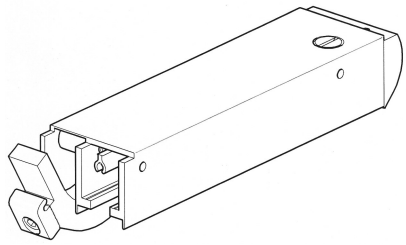

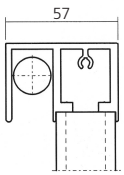

Hebeelement rechts **24338**
Lifting element right

Gasfeder ist nicht im Lieferumfang enthalten.
Gas ram not included in delivery.

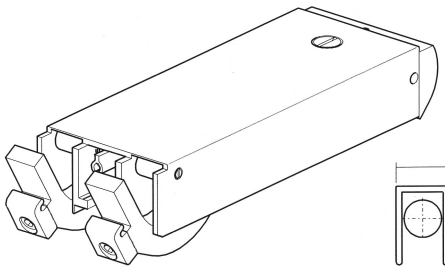

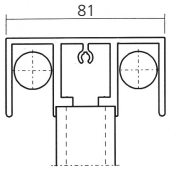

Hebeelement Mitte **24344**
Lifting element center

Gasfeder ist nicht im Lieferumfang enthalten.
Gas ram not included in delivery.

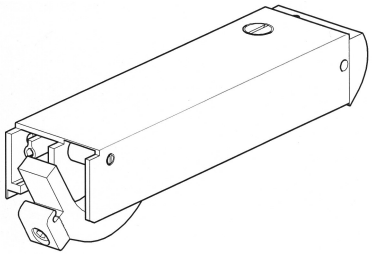

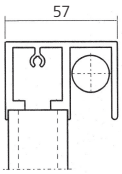

Hebeelement links **24350**
Lifting element left

Gasfeder ist nicht im Lieferumfang enthalten.
Gas ram not included in delivery.

WAS Warsteiner Alu Systeme

Hebebeschlag
Lifting armature

365

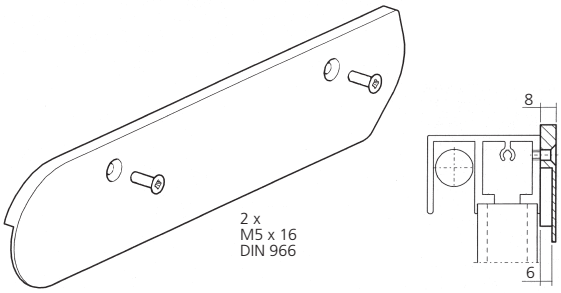

Seitenabdeckung, Aluminium
Side cover

40° / 55°	
rechts / right	**24355**
links / left	**24356**
90°	
rechts / right	**24359**
links / left	**24360**

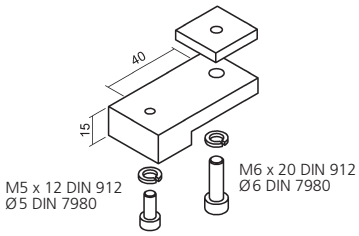

Blendenhalter, Aluminium
Shield holder

24353



Glashalteprofil, Aluminium
Glass clamp profile

6000 mm
Bohrabstand
Bore distance
150 mm

16861

Schraube M6 x 8 DIN 913
Screw M6 x 8 DIN 913

VPE 25
PU 25

SC006

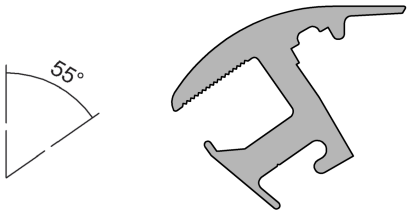

Glashalteprofil, Aluminium
Glass clamp profile

6000 mm
Bohrabstand
Bore distance
150 mm

16862

Schraube M6 x 8 DIN 913
Screw M6 x 8 DIN 913

VPE 25
PU 25

SC006

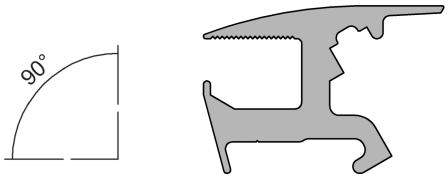

Glashalteprofil, Aluminium
Glass clamp profile

6000 mm
Bohrabstand
Bore distance
150 mm

16863

Schraube M6 x 8 DIN 913
Screw M6 x 8 DIN 913

VPE 25
PU 25

SC006

Klemmprofil, Aluminium
Clamping profile

6000 mm

12281

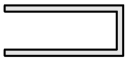

Einfassprofil, PVC
Bordering profile, PVC

22710

Hebebeschlag
Lifting armature

365

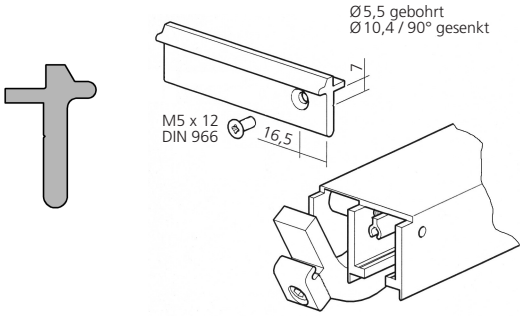

Frontprofil, Aluminium Front profile	6000 mm	**16860**

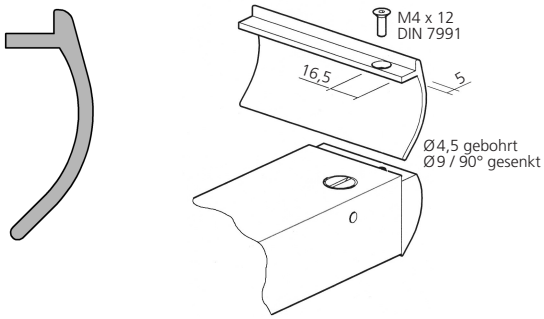

Rückfrontprofil, Aluminium Back front profile	6000 mm	**16869**

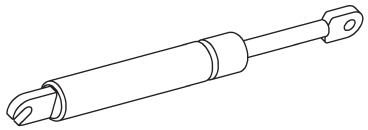

Gasfeder – Hydrolift Gas ram – Hydrolift	200 N	**24001**
	300 N	**24002**
	400 N	**24003**
	500 N	**24004**
	600 N	**24005**
	700 N	**24006**

Frontgläser
Frontglasses

für Profil 16861
for profile 16861

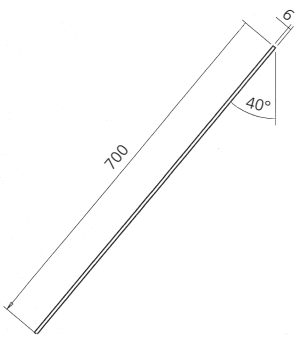

Scheibenlänge Length of pane	Federkraft Pressure force
943 mm	2 x 300 N
1243 mm	2 x 400 N
1443 mm	2 x 600 N

für Profil 16862
for profile 16862

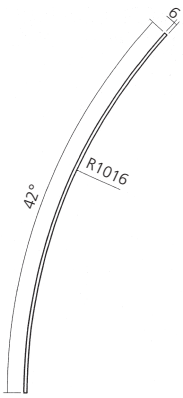

Scheibenlänge Length of pane	Federkraft Pressure force
943 mm	2 x 300 N
1243 mm	2 x 400 N
1443 mm	2 x 600 N

für Profil 16863
for profile 16863

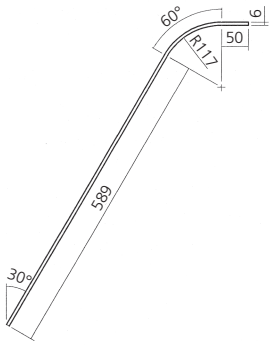

Scheibenlänge Length of pane	Federkraft Pressure force
943 mm	2 x 300 N
1243 mm	2 x 400 N
1443 mm	2 x 600 N

Griff- und Anschlagprofil
Grip- and stopprofile

380

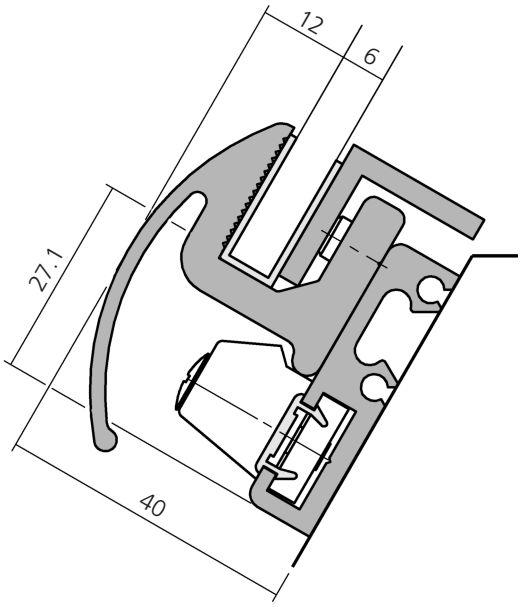

Darstellung
Image **100%**

	Anschlagprofil, Aluminium Stop profile	6000 mm	**17026**
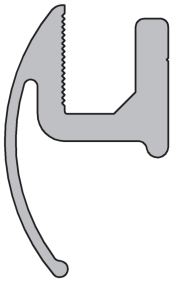	Glasklemmprofil, Aluminium Glass clamping profile	6000 mm Bohrabstand Bore distance 150 mm	**17027**
	Schraube M6 x 8 DIN 913 Screw M6 x 8 DIN 913	VPE 25 PU 25	**SC006**
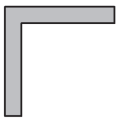	Klemmprofil, Aluminium Clamping profile	6000 mm	**11411**
	Abdeckprofil, PVC Clamping profile, PVC	6000 mm	**30160**
	Einfassprofil, PVC Bordering profile, PVC		**22710**
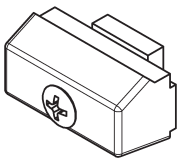	Auflaufbock, Polyamid Bracket stop, Polyamide		**22406**

Griff- und Anschlagprofil
Grip- and stopprofile

381

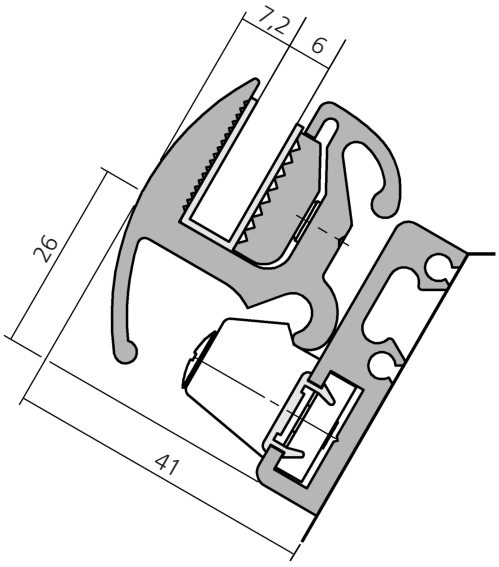

Darstellung
Image **100%**

	Anschlagprofil, Aluminium Stop profile	6000 mm	**17026**
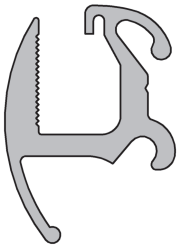	Glasklemmprofil, Aluminium Glass clamping profile	6000 mm Bohrabstand Bore distance 150 mm	**12267**
	Schraube M6 x 6 DIN 913 Screw M6 x 6 DIN 913	VPE 25 PU 25	**SC005**
	Klemmprofil, Aluminium Clamping profile	6000 mm	**12281**
	Abdeckprofil, PVC Clamping profile, PVC	6000 mm	**30160**
	Einfassprofil, PVC Bordering profile, PVC		**22710**
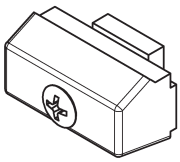	Auflaufbock, Polyamid Bracket stop, Polyamide		**22406**

Griff- und Anschlagprofil
Grip- and stopprofile

382

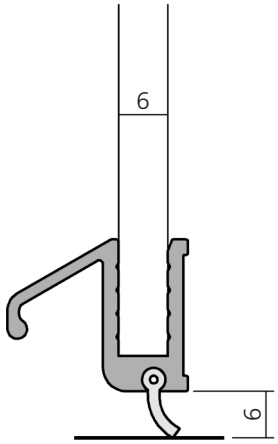

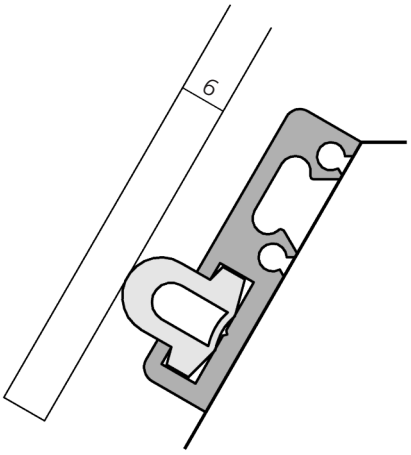

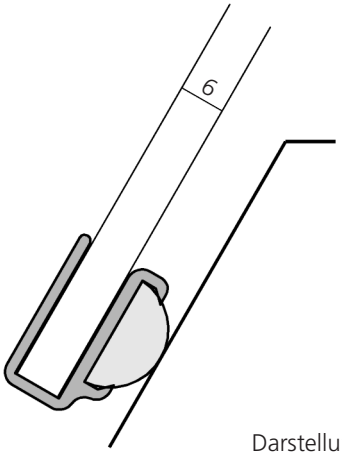

Darstellung
Image **100%**

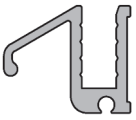	Griffprofil, Aluminium Grip profile	6000 mm	**12422**
	Dichtprofil, Weich - PVC transparent Rubber seal, soft - PVC		**22420**
	Anschlagprofil, Aluminium Stop profile	6000 mm	**17026**
	Anschlaggummi, schwarz Rubber stop, black		**22431**
	Griffprofil, Aluminium Grip profile	6000 mm	**12421**
	Anschlaggummi, grau Rubber stop, grey		**22414**

WAS Warsteiner Alu Systeme

Glasstützenprogramm
Glass support program

415

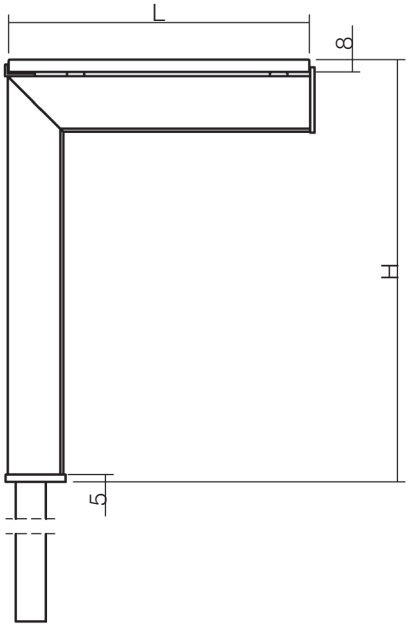

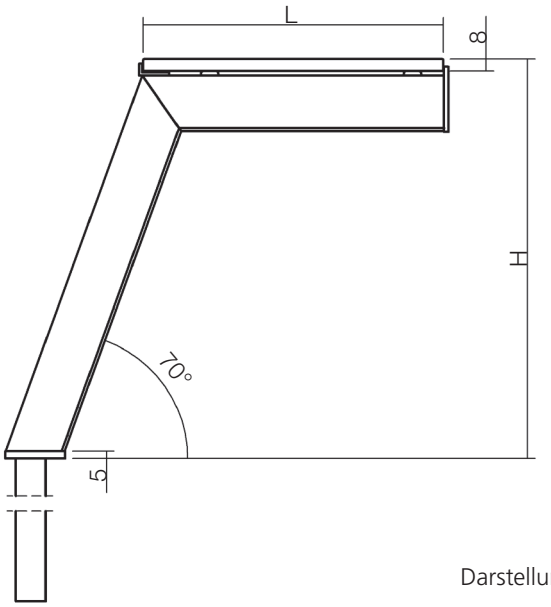

Darstellung
Image **20%**

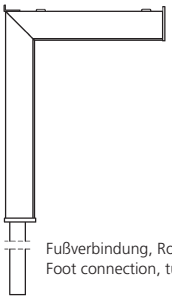 Fußverbindung, Rohr 20 x 15 Foot connection, tube 20 x 15	Stütze 90° Support	Abmessungen nach Angabe Dimensions according to indication	**25000**
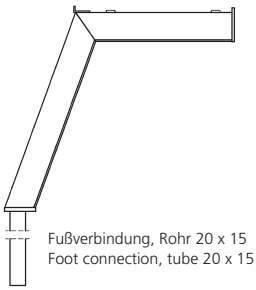 Fußverbindung, Rohr 20 x 15 Foot connection, tube 20 x 15	Stütze 70° Support	Abmessungen nach Angabe Dimensions according to indication	**25001**
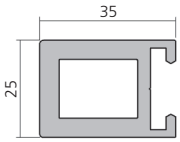	Stützenprofil, Aluminium Support profile	6000 mm	**17067**
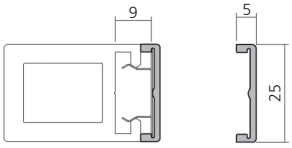	Abdeckprofil, Aluminium Covering profile	6000 mm	**17032**
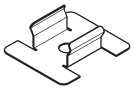	Profilverbindung, Federstahl Profile connection, spring steel		**22435**

Glasstützenprogramm
Glass support program

415

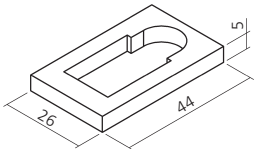

Rosette, Aluminium Collar	90° / 70°	**25038**

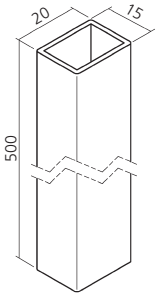

Rohr, Edelstahl für Fußverbindung Tube, stainless steel for foot connection	90°	**26020**

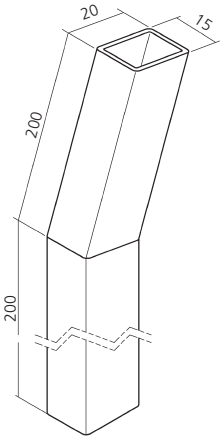

Rohr, Edelstahl für Fußverbindung Tube, stainless steel for foot connection	70°	**26021**

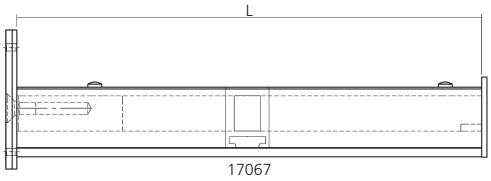

Zwischenträger 90°, Aluminium Intermediate bracket 90°	Auflage L Support L 250 mm 300 mm 350 mm 400 mm	 **25145** **25146** **25147** **25148**

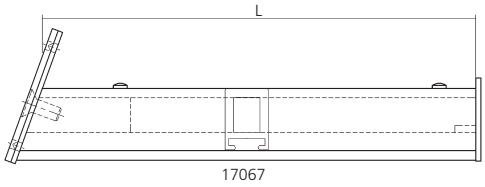

Zwischenträger 70°, Aluminium Intermediate bracket 70°	Auflage L Support L 250 mm 300 mm 350 mm 400 mm	 **25140** **25141** **25142** **25143**

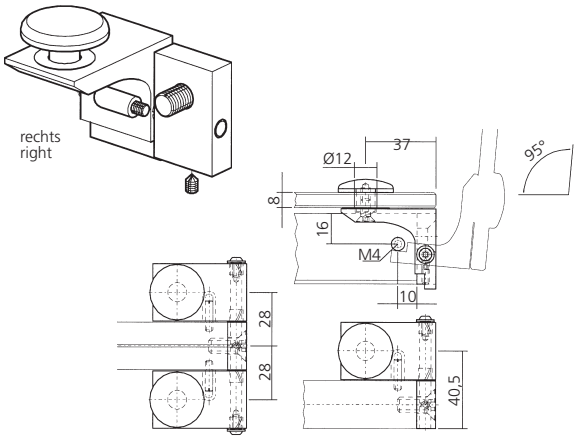

Schwenklager, Aluminium Pivot bearing	rechts / right Mitte / center links / left	**25020** **25022** **25021**

Glasstützenprogramm
Glass support program

416

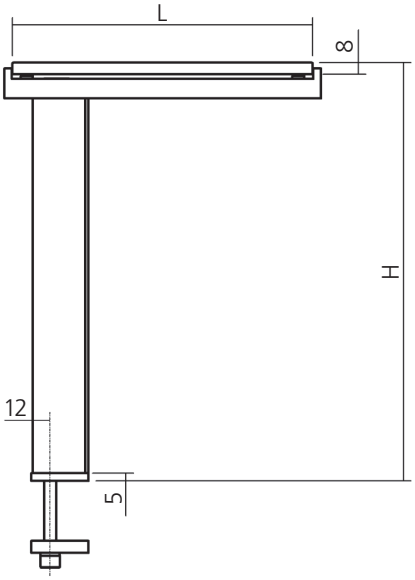

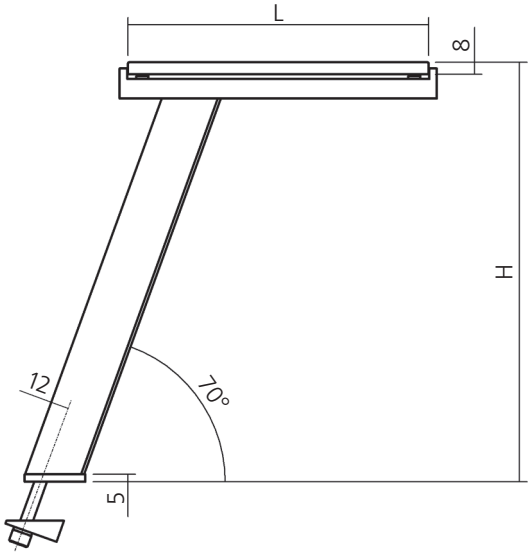

Darstellung
Image **20%**

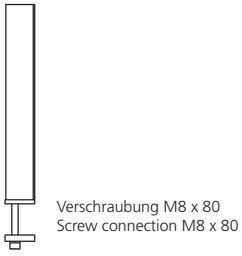	Stütze 90° Support	Abmessungen nach Angabe Dimensions according to indication	**25002**
	Stütze 70° Support	Abmessungen nach Angabe Dimensions according to indication	**25003**
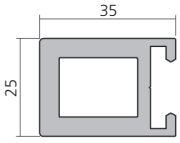	Stützenprofil, Aluminium Support profile	6000 mm	**17067**
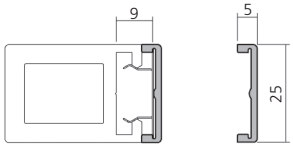	Abdeckprofil, Aluminium Covering profile	6000 mm	**17032**
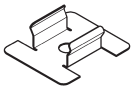	Profilverbindung, Federstahl Profile connection, spring steel		**22435**

Glasstützenprogramm
Glass support program

416

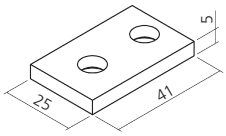

Rosette, Aluminium Collar	90°	**25016**

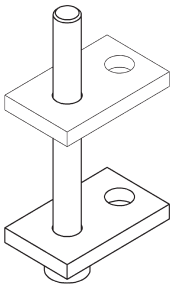

Verschraubung – Stütze Screw connection – support	90°	**25018**

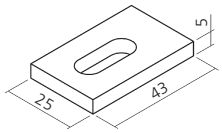

Rosette, Aluminium Collar	70°	**25061**

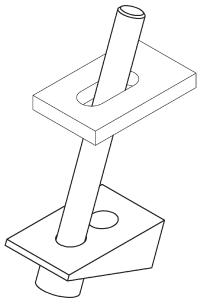

Verschraubung – Stütze Screw connection – support	70°	**25065**

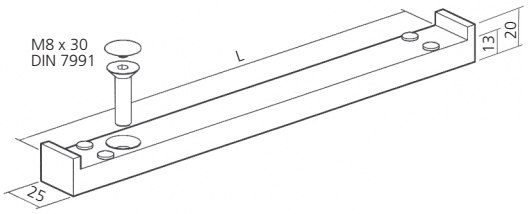

Träger – Stütze 90°, Aluminium Bracket – support 90°	Auflage L Support L	
	200 mm	**25050**
	250 mm	**25051**
	300 mm	**25052**
	350 mm	**25053**
	400 mm	**25054**
Träger – Stütze 90°, Aluminium mit Kabelnut Bracket – support 90° with cable groove	200 mm	**25055**
	250 mm	**25056**
	300 mm	**25057**
	350 mm	**25058**
	400 mm	**25059**

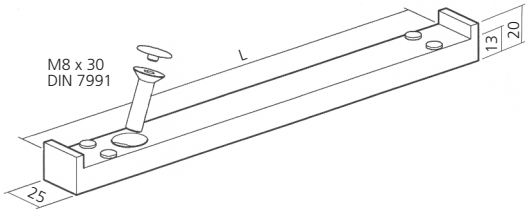

Träger – Stütze 70°, Aluminium Bracket – support 70°	Auflage L Support L	
	200 mm	**25040**
	250 mm	**25041**
	300 mm	**25042**
	350 mm	**25043**
	400 mm	**25044**
Träger – Stütze 70°, Aluminium mit Kabelnut Bracket – support 70° with cable groove	200 mm	**25045**
	250 mm	**25046**
	300 mm	**25047**
	350 mm	**25048**
	400 mm	**25049**

Zubehör 415, 416
Accessories 415, 416

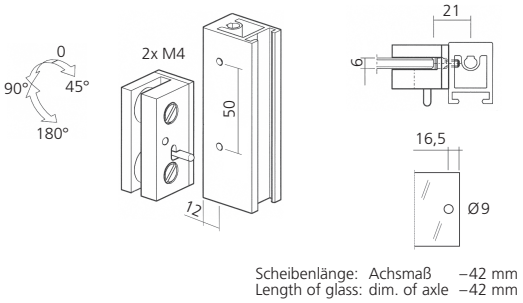

Glashalter – drehbar, Aluminium mit Arretierung und Sicherungsstift — rechts / right **25028**, links / left **25029**

Glass clamp – pivoted with locking mechanism and safety pin

Arretierung 90°, 45°

Locking mechanism 90°, 45°

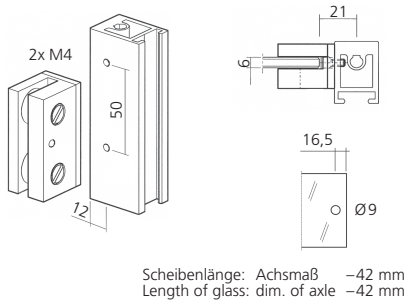

Glashalter – drehbar, Aluminium mit Sicherungsstift — **25033**

Glass calmp – pivoted with safety pin

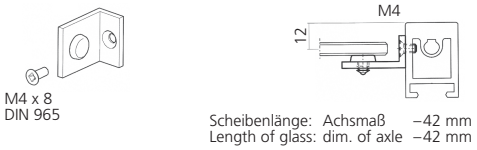

Anschlag, Aluminium für drehbare Scheibe — **25081**

End Stop for pivoting glass

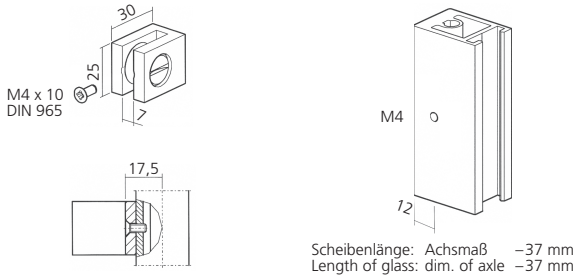

Glashalter – offen, Aluminium — **22092**

Glass clamp – open

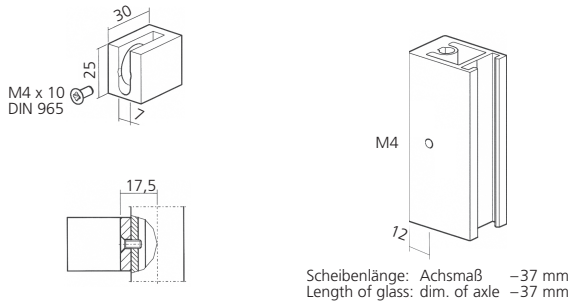

Glashalter mit Anschlag, Aluminium — **25034**

Glass clamp with end stop

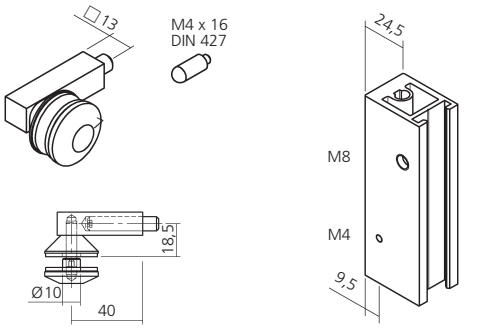

Glashalter mit Anschlag, Aluminium drehbar — **25025**

Glass clamp with end stop pivoted

WAS Warsteiner Alu Systeme

Glasstützenprogramm
Glass support program

421



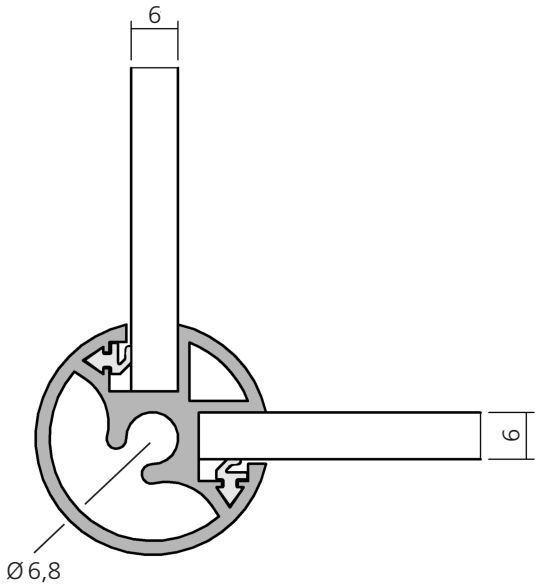

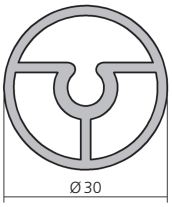	Glasstützenprofil, Aluminium Glass support profile	6000 mm	**17044**
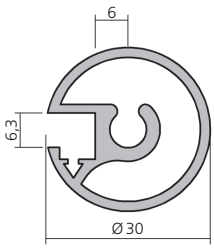	Glasstützenprofil, Aluminium Glass support profile	6000 mm	**17045**
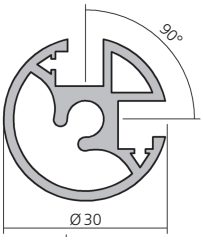	Glasstützenprofil, Aluminium Glass support profile	6000 mm	**17046**
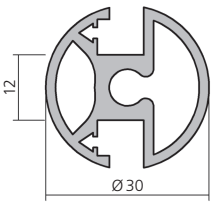	Glasstützenprofil, Aluminium Glass support profile	6000 mm	**17047**
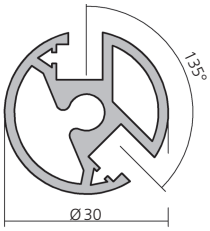	Glasstützenprofil, Aluminium Glass support profile	6000 mm	**17048**

WAS Warsteiner Alu Systeme

Glasstützenprogramm
Glass support program

421

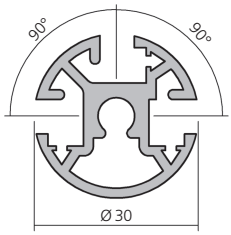

Glasstützenprofil, Aluminium — 6000 mm — **17034**
Glass support profile



Dichtungsgummi, EPDM schwarz — **22004**
Sealing rubber, EPDM black

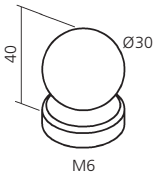

Abschlußkappe mit Kugel, Aluminium — **20452**
Covering cap with ball

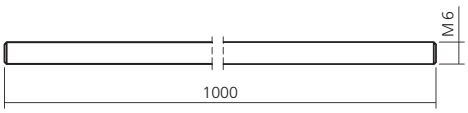

Gewindestange, Stahl verzinkt — **20252**
Threaded pin, galvanised steel

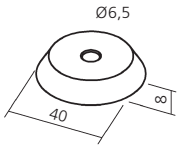

Rosette, Aluminium — **20453**
Collar

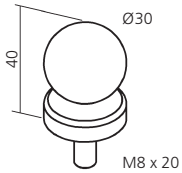

Abschlußkappe mit Kugel, Aluminium — **20454**
Covering cap with ball

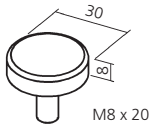

Abschlußkappe, Aluminium — **20455**
End cap

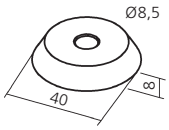

Rosette, Aluminium — **20456**
Collar

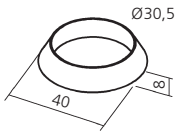

Rosette, Aluminium — **20035**
Collar

Glasstützenprogramm
Glass support program

421

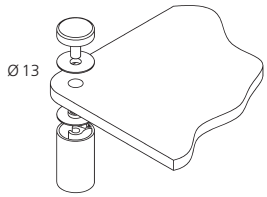

Scheibe, PE — Ø 30 x 1 — **20240**

Disc, PE

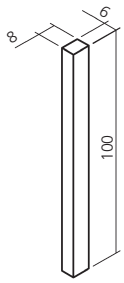

Füllstück, Aluminium — **20245**

Fairing

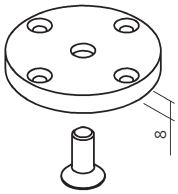

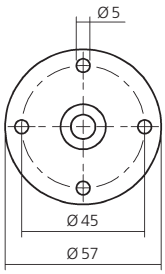

Anschraubflansch, Aluminium — **20084**

Threaded flange

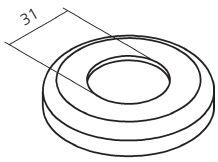

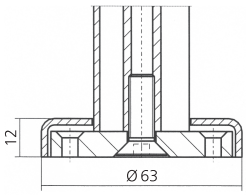

Abdeckrosette, Aluminium — **20224**

Covering collar

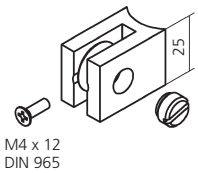

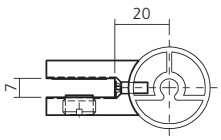

Glashalter – offen, Aluminium — **20085**

Glass clamp – open

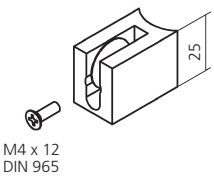

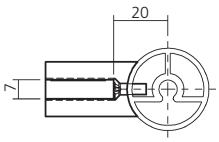

Glashalter mit Anschlag, Aluminium — **20086**

Glass clamp with stop

Glasstützenprogramm
Glass support program

421

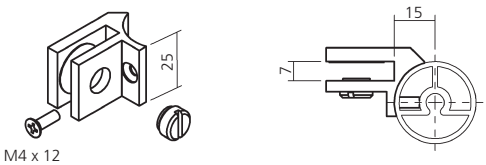

Seitenscheibenhalter, Aluminium **20097**

Support for side pane

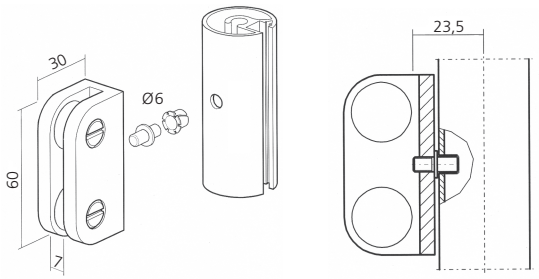

Scheibenlänge: Achsmaß –49 mm
Length of glass: dim. of axle –49 mm

Glashalter – drehbar, Aluminium **20089**

Glass clamp – pivoted

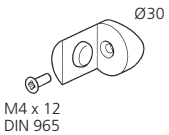

Anschlag, Aluminium **20083**

End stop

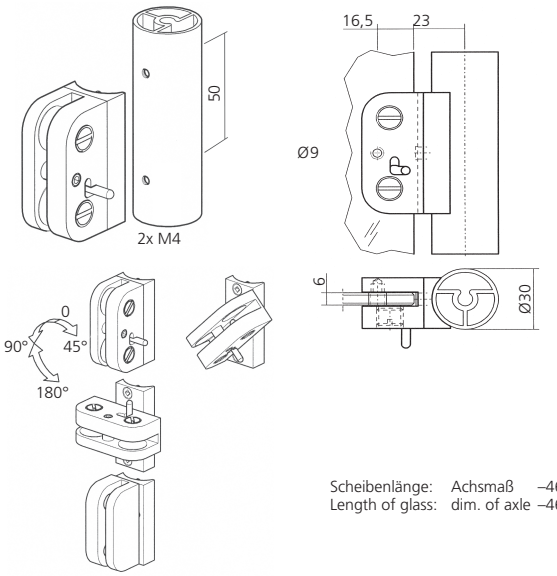

Scheibenlänge: Achsmaß –46 mm
Length of glass: dim. of axle –46 mm

Glashalter – drehbar, Aluminium rechts / right **20094**
mit Anschlag und Sicherungsstift links / left **20095**

Glass clamp pivoted with end stop
and safety pin

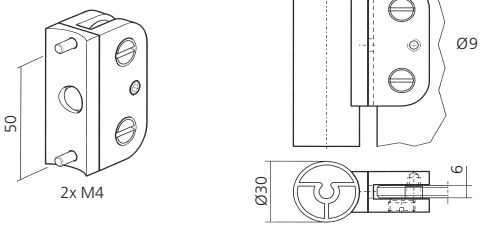

Glashalter – drehbar, Aluminium **20096**
mit Sicherungsstift

Glass clamp pivoted
with safety pin

WAS Warsteiner Alu Systeme

Glasstützenprogramm
Glass support program

421

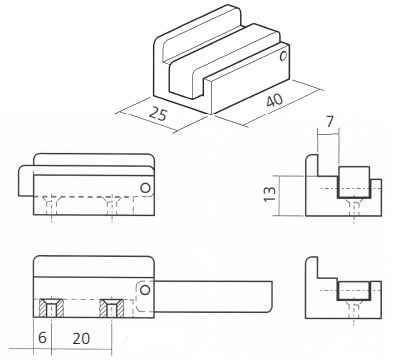

Anschlag, Aluminium
mit Verriegelung

End stop
with lock

20090

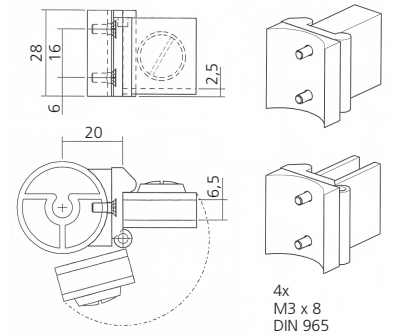

Scharnier
für 5–6 mm Glasdrehtür

Hinge
for 5–6 mm revolving door

Paar / pair **20098**

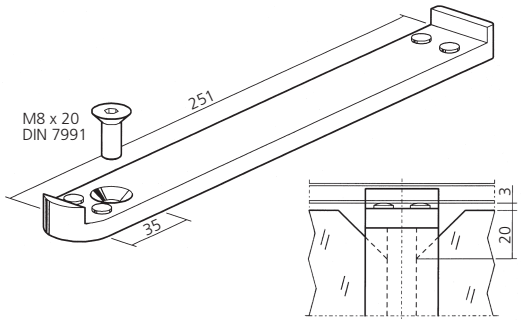

Träger überstehend, Aluminium
Auflage 250 mm

Bracket overlying
Support 250 mm

20458

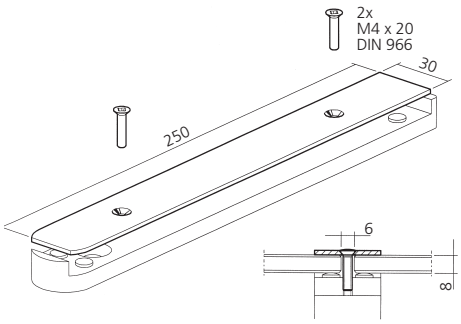

Deckleiste – Mitte, Aluminium

Covering profile – center

20485

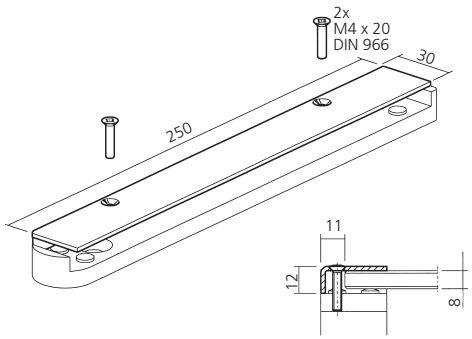

Deckleiste – End, Aluminium

Covering profile – end

rechts / right **20486**
links / left **20487**

Glasstützenprogramm
Glass support program

421

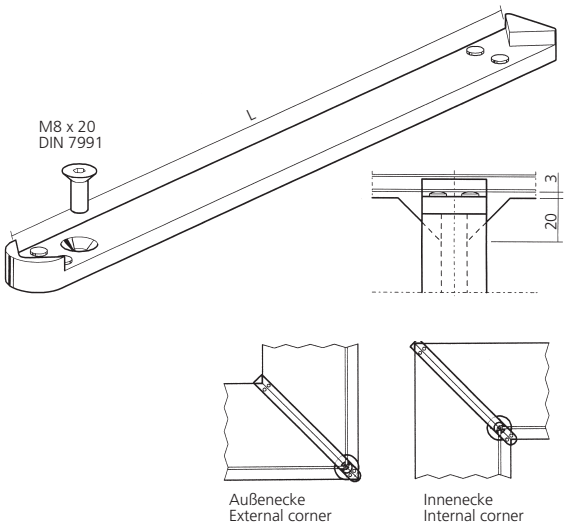

Gehrungsträger, Aluminium überstehend, Auflage 250 mm

Miter bracket overlying support 250 mm

Außenecke	
External corner	
90°	**20459**
135°	**20460**
Innenecke	
Internal corner	
90°	**20474**
135°	**20475**

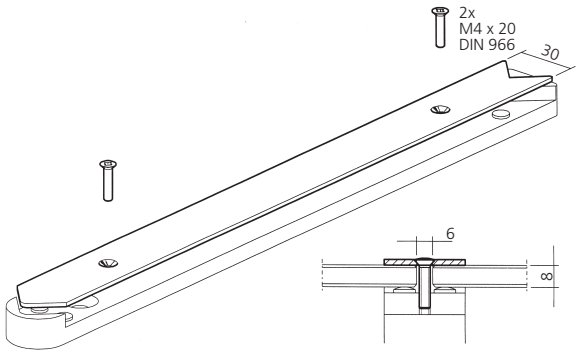

Deckleiste-Gehrungsträger, Aluminium

Covering profile-miter bracket

Außenecke	
External corner	
90°/20459	**20488**
135°/20460	**20489**

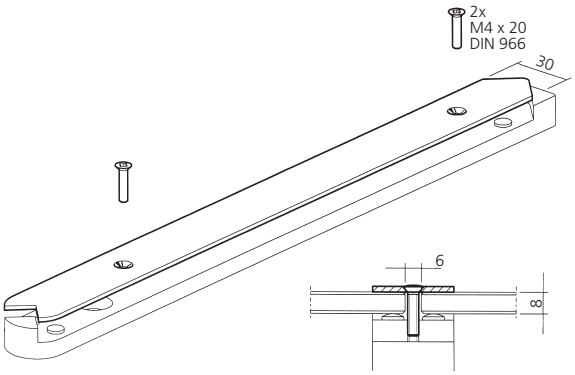

Deckleiste-Gehrungsträger, Aluminium

Covering profile-miter bracket

Innenecke	
Internal corner	
90°/20474	**20490**
135°/20475	**20491**

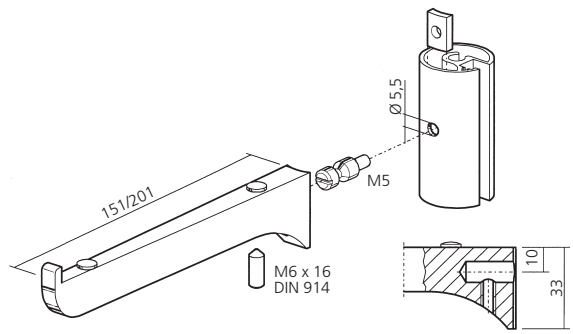

Vorsatzträger, Aluminium

Front bracket

Auflage/Support	
150 mm	**20461**
200 mm	**20465**

WAS Warsteiner Alu Systeme

Glasstützenprogramm
Glass support program

421

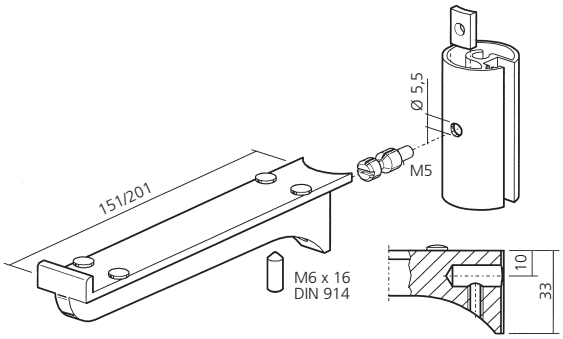

Vorsatzträger, Aluminium Front bracket – center	Auflage 150 mm Support 150 mm	
Mitte / center		**20462**
Gehrungsträger / miter bracket	90°	**20463**
	135°	**20464**
	Auflage 200 mm Support 200 mm	
Mitte / center		**20466**
Gehrungsträger / miter bracket	90°	**20467**
	135°	**20468**

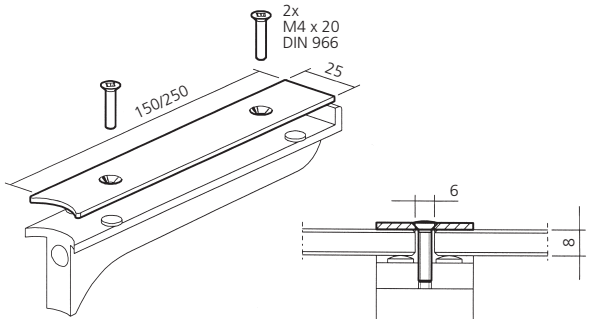

Deckleiste-Mitte, Aluminium für Vorsatzträger Covering profile center for front bracket	Auflage / Support	
	150 mm / 20462	**20492**
	200 mm / 20466	**20493**

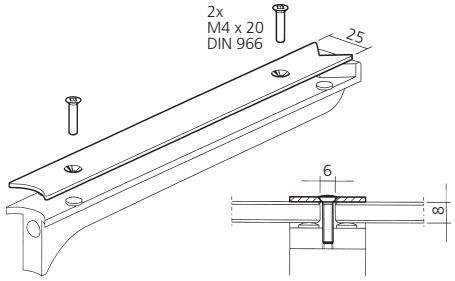

Deckleiste, Aluminium für Vorsatzträger Covering profile for front bracket	90°	
	150 mm / 20463	**20494**
	200 mm / 20467	**20495**
	135°	
	150 mm / 20464	**20496**
	200 mm / 20468	**20497**

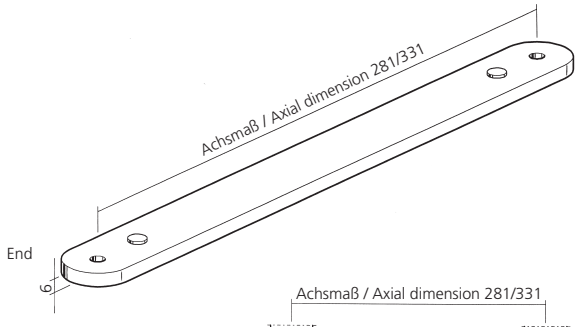

Zwischenträger, Aluminium Achsmaß 281 mm Intermediate bracket axial dimension 281 mm	Auflage / Support 250 mm	
Ende / end		**20236**
Mitte / center		**20237**
Gehrungsträger / Miter bracket	90°	**20238**
	135°	**20239**

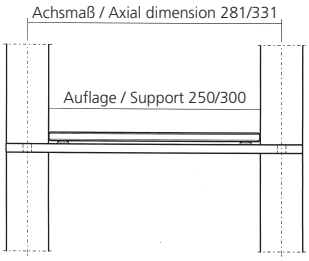

Zwischenträger, Aluminium Achsmaß 331 mm Intermediate bracket axial dimension 331 mm	Auflage / Support 300 mm	
Ende / end		**20248**
Mitte / center		**20249**
Gehrungsträger / Miter bracket	90°	**20250**
	135°	**20251**

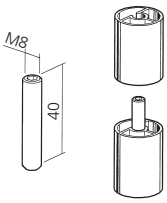

Schraube M8 x 40 DIN 913 Screw M8 x 40 DIN 913	VPE 10 PU 10	**SC009**

Glasstützenprogramm
Glass support program

421

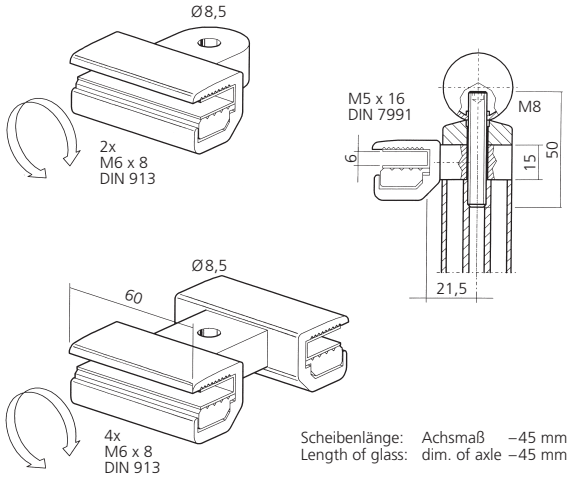

Halter für Hustenschutz, Aluminium
Support for sneeze screen

End / end	**20087**
Mitte / center	**20088**

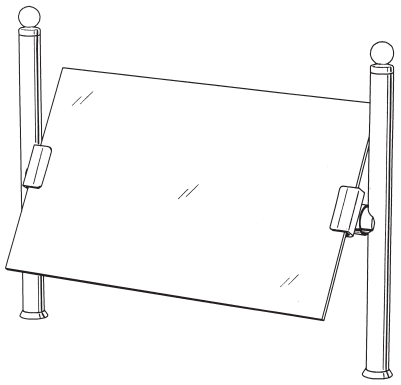

Hustenschutz
stufenlos verstellbar

Sneeze screen
infinitely adjustable

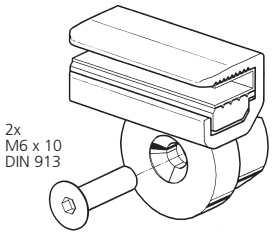

Halter
Support

Glas / glass	
6 mm	**20081**
8 mm	**20082**

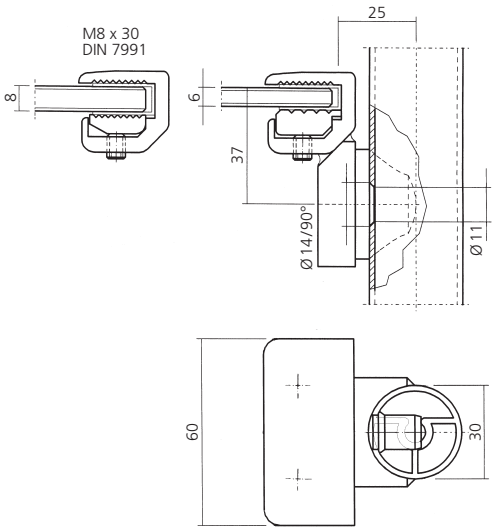

kundenseitige Montage:
Glasstütze in entsprechender Höhe bohren Ø11,1 mm und 90° senken. Einnietmutter einnieten.
Halter montieren und ausrichten, Scheibe einlegen, festklemmen und Neigung einstellen.

Assembly at customer site:
Drill glas support Ø11,1 mm, countersick 90° and fix rivet.
Install support and place in position, insert glass panel, block it and adjust degree.

Glasstützenprogramm
Glass support program

421

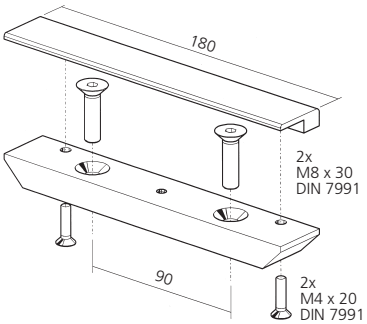

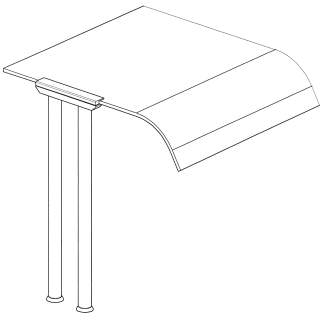

Träger, Aluminium

Bracket

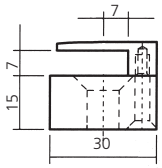

End / end **20473**

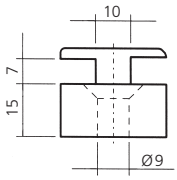

Mitte / center **20472**

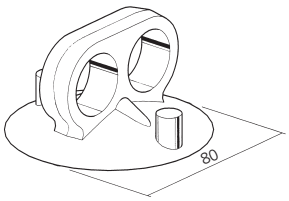

Gummisauger für Glas **00216**

Rubber sucker for glass

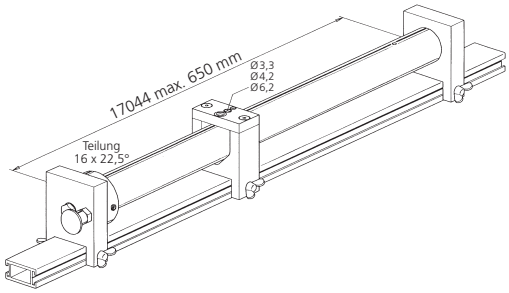

Bohrschablone, Aluminium **20478**
für Glashalter und Vorsatzträger

Drilling jig
for glass clamp and front bracket

Glasstützenprogramm
Glass support program

422

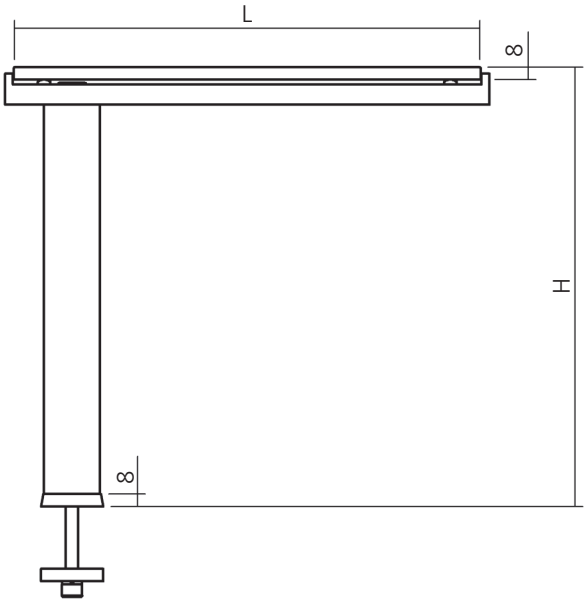

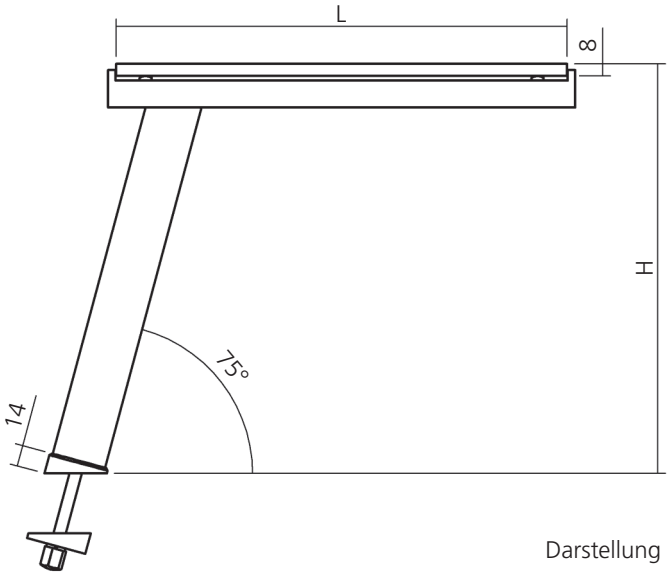

Darstellung
Image **20%**

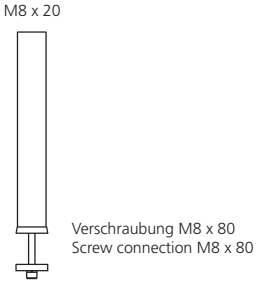	Stütze 90° Support	Abmessungen nach Angabe Dimensions according to indication	**22595**
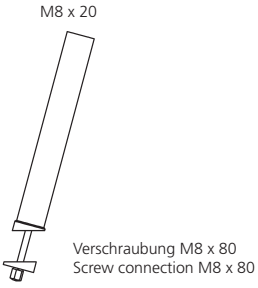	Stütze 75° Support	Abmessungen nach Angabe Dimensions according to indication	**22596**
	Stützenprofil, Aluminium Support profile	6000 mm	**17056**
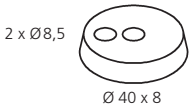	Rosette, Aluminium Collar	90°	**22013**
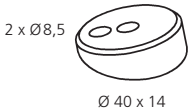	Rosette, Aluminium Collar	75°	**22011**

Glasstützenprogramm
Glass support program

422

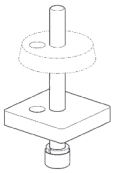

Verschraubung 90° — **22017**
Screw connection 90°

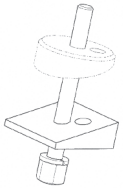

Verschraubung 75° — **22015**
Screw connection 75°

Anschraubflansch, Aluminium — **20084**
Threaded flange

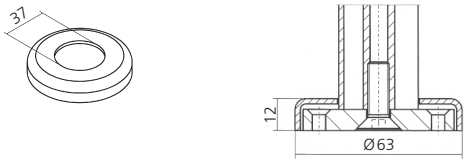

Abdeckrosette, Aluminium — **22080**
Covering collar

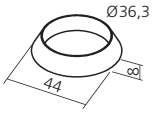

Abdeckrosette, Aluminium — **22066**
Covering collar

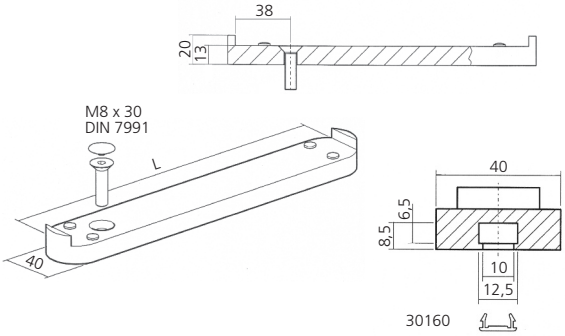

Gehrungsträger für Außen- und Innenecke 90° und 135° auf Anfrage.
Miterbrackets for external and internal corner 90° and 135° on inquires.

	Auflage L Support L	
Träger 90°, Aluminium Bracket 90°	200 mm	**22050**
	250 mm	**22051**
	300 mm	**22052**
	350 mm	**22053**
	400 mm	**22054**
Träger 90°, Aluminium mit Kabelnut Bracket 90° with cable groove	200 mm	**22055**
	250 mm	**22056**
	300 mm	**22057**
	350 mm	**22058**
	400 mm	**22059**

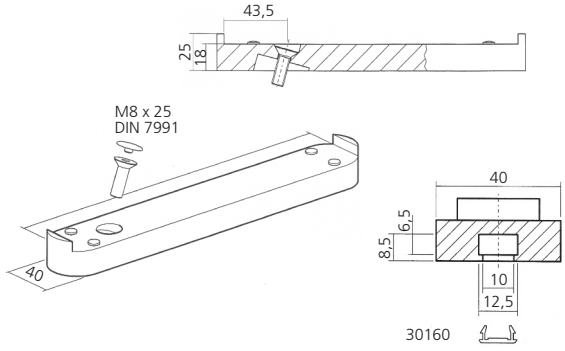

Gehrungsträger für Außen- und Innenecke 90° und 135° auf Anfrage.
Miterbrackets for external and internal corner 90° and 135° on inquires.

	Auflage L Support L	
Träger 75°, Aluminium Bracket 75°	200 mm	**22040**
	250 mm	**22041**
	300 mm	**22042**
	350 mm	**22043**
	400 mm	**22044**
Träger 75°, Aluminium mit Kabelnut Bracket 75° with cable groove	200 mm	**22045**
	250 mm	**22046**
	300 mm	**22047**
	350 mm	**22048**
	400 mm	**22049**

Glasstützenprogramm
Glass support program

422

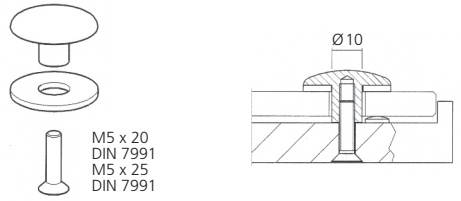

Scheibenbefestigung, Aluminium **20093**
Glass pane fixture

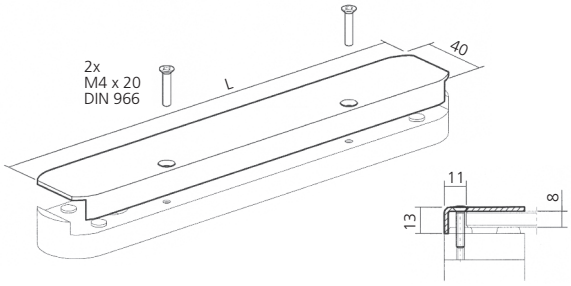

Deckleiste – End, Aluminium
Covering profile – end

Auflage L Support L	
200 mm	**22125**
250 mm	**22126**
300 mm	**22127**
350 mm	**22128**
400 mm	**22129**

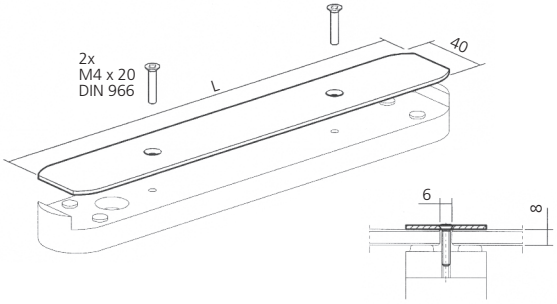

Deckleiste – Mitte, Aluminium
Covering profile – center

Auflage L Support L	
200 mm	**22120**
250 mm	**22121**
300 mm	**22122**
350 mm	**22123**
400 mm	**22124**

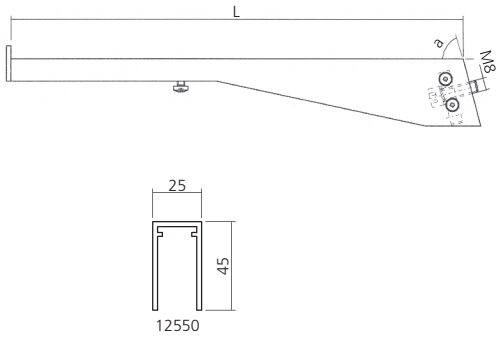

Zwischenträger, Aluminium
Intermediate bracket

a 90°	
L 250 mm	**23145**
L 300 mm	**23146**
L 350 mm	**23147**
L 400 mm	**23148**
a 75°	
L 250 mm	**23140**
L 300 mm	**23141**
L 350 mm	**23142**
L 400 mm	**23143**
L nach Angabe L to indication	
90°	**23151**
75°	**23150**

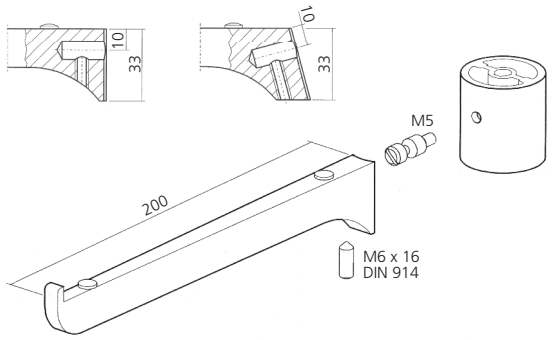

Vorsatzträger, Aluminium
Front bracket

90°	**22065**
75°	**22060**

Glasstützenprogramm
Glass support program

422

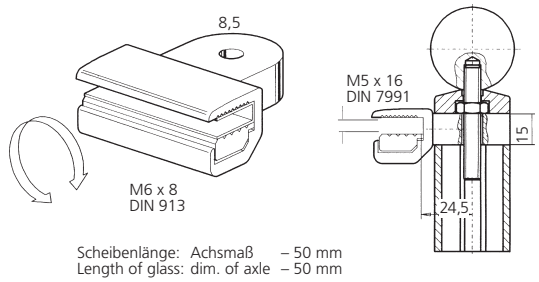

Halter – End, Aluminium
für Hustenschutz

Support – end
for sneeze protection

22035

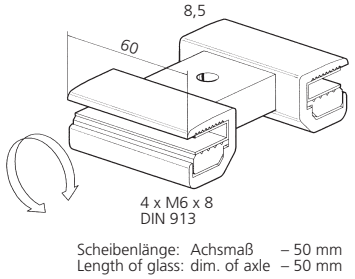

Halter – Mitte, Aluminium
für Hustenschutz

Support – center
for sneeze protection

22036

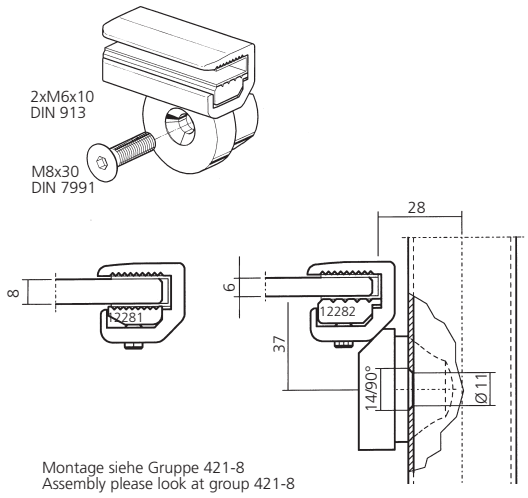

Halter, Aluminium
für drehbare Scheibe

Support
for adjustable glass panel

	Glas / Glass
6 mm	**22062**
8 mm	**22061**

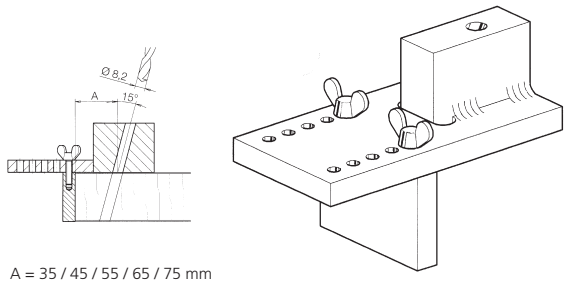

Bohrvorrichtung
für Verschraubung – Stütze 75°

Drill jig for attachment –
glass support 75°

22037

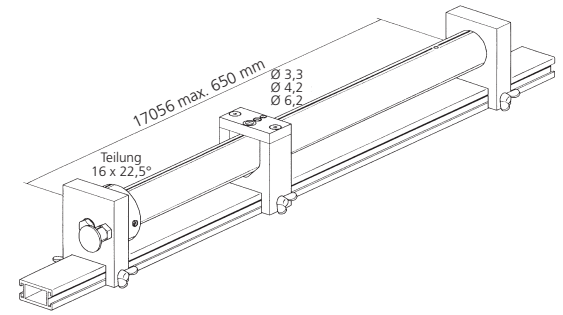

Bohrvorrichtung
für Glashalter – Vorsatzträger

Drill jig for glass clamp –
front bracket

22038

Glasstützenprogramm
Glass support program

422

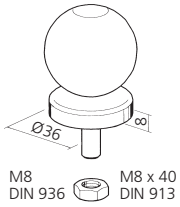

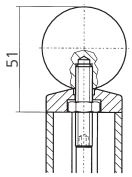

Abschlußkappe, Aluminium **22030**
mit Kugel Ø 40 mm

Covering cap
with ball Ø 40 mm

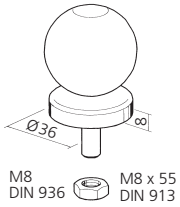

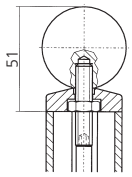

Abschlußkappe mit Kugel Ø 40, Aluminium **22031**
für Hustenschutz,

Covering cap with ball Ø 40 mm
for sneeze protection

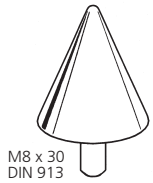

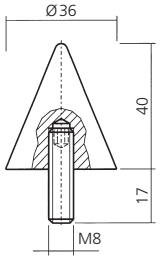

Kegelabschluß, Aluminium **22039**

Covering cap with cone

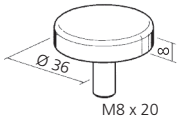

Abschlußkappe, Aluminium **22032**

Covering cap

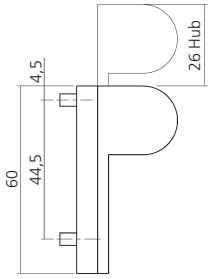

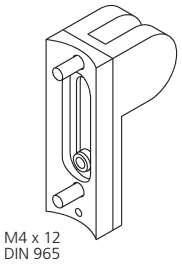

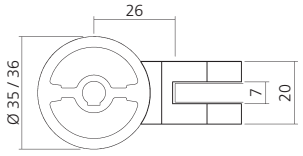

Scheibenverriegelung **22019**

Lock for pane

WAS Warsteiner Alu Systeme

Glasstützenprogramm
Glass support program

423

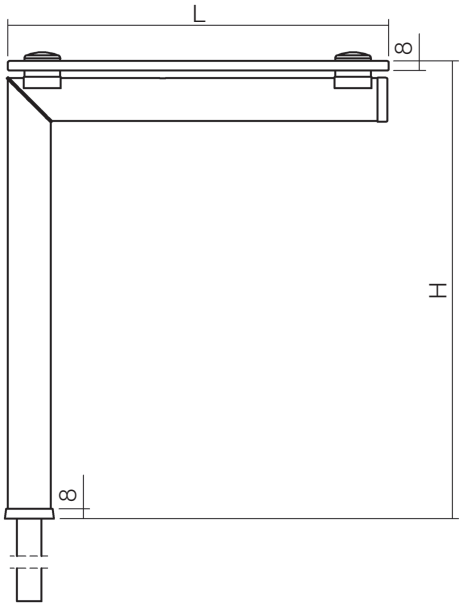

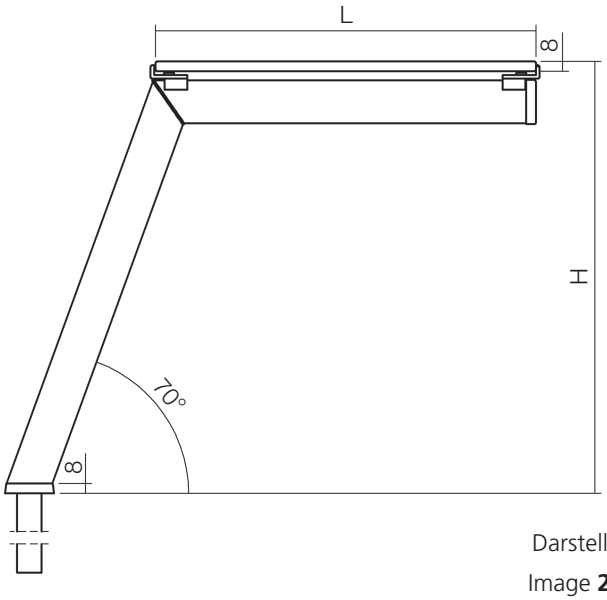

Darstellung
Image **20%**

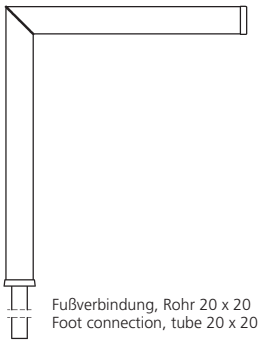	Stütze 90° Support	Abmessungen nach Angabe Dimensions according to indication	**22597**
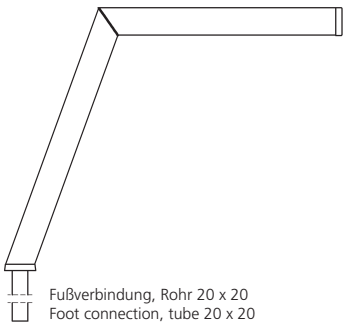	Stütze 70° Support	Abmessungen nach Angabe Dimensions according to indication	**22598**
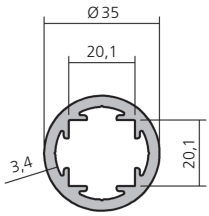	Stützenprofil, Aluminium Support profile	6000 mm	**17062**
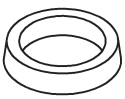	Rosette, Aluminium Collar		**22503**

Glasstützenprogramm
Glass support program

423

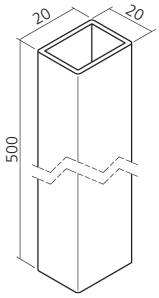

Rohr, Edelstahl
für Fußverbindung

Tube, stainless steel
for foot connection

90° **22537**

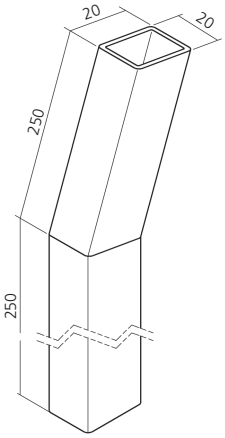

Rohr, Edelstahl
für Fußverbindung

Tube, stainless steel
for foot connection

70° **22530**

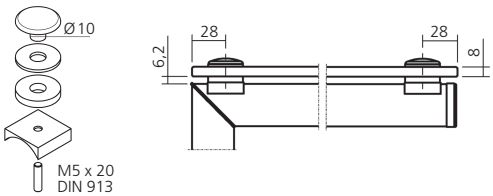

Glasbefestigung, Aluminium

Glass pane fixture

22524

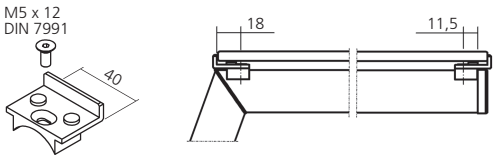

Glasauflage, Aluminium

Glass support

22509

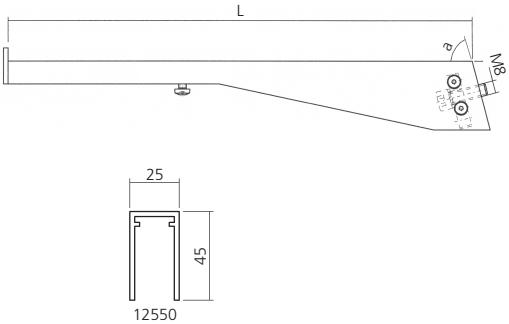

Zwischenträger, Aluminium

Intermediate bracket

a 90°	
L 250 mm	**23145**
L 300 mm	**23146**
L 350 mm	**23147**
L 400 mm	**23148**
a 70°	
L 250 mm	**23153**
L 300 mm	**23154**
L 350 mm	**23155**
L 400 mm	**23156**
L nach Angabe	
L to indication	
90°	**23151**
70°	**23152**

Zubehör 422, 423
Accessories 422, 423

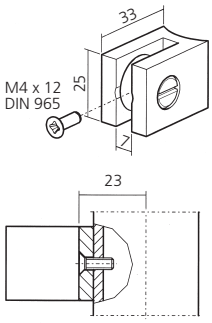

Scheibenlänge: Achsmaß −48 mm
Length of glass: dim. of axle −48 mm

Glashalter, Aluminium **22020**
Glass clamp open

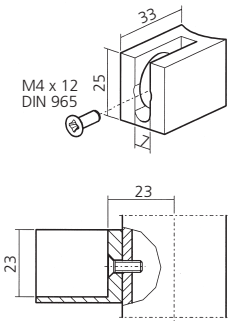

Scheibenlänge: Achsmaß −48 mm
Length of glass: dim. of axle −48 mm

Glashalter mit Anschlag, Aluminium **22021**
Glass clamp with stop

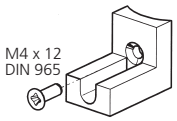

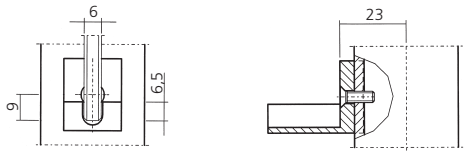

Frontscheibenauflage, Aluminium **22022**
Support for front glass

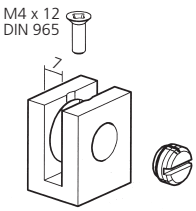

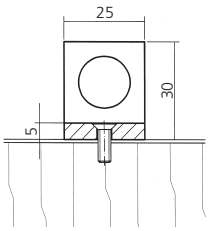

Glashalter, Aluminium **22092**
Glass clamp

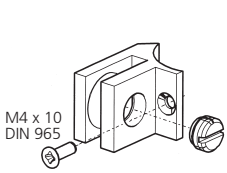

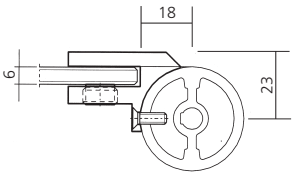

Seitenscheibenhalter, Aluminium **22083**
Support for side pane

Zubehör 422, 423
Accessories 422, 423

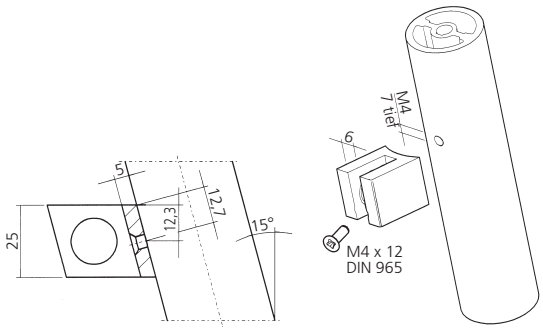

Seitenscheibenhalter – 75°, Aluminium
Support for side pane – 75°

rechts /right **22024**
links / left **22025**

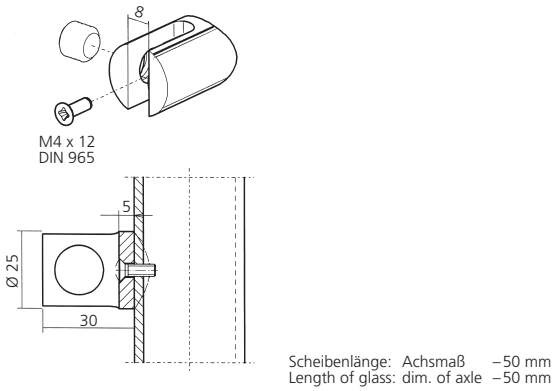

Glashalter – rund, Aluminium
für „senkrechtes Glas"
Glass clamp – round
for "vertical glass"

Glas / Glass
6 / 8 mm

22026

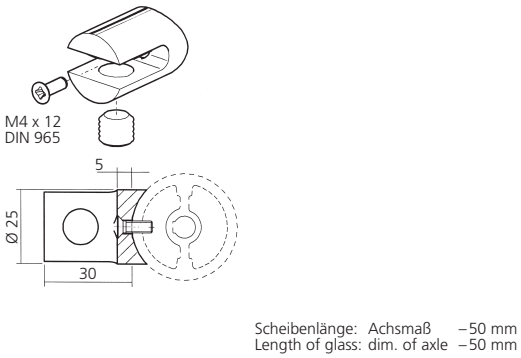

Glashalter – rund, Aluminium
für „waagerechtes Glas"
Glass clamp – round
for "horizontal glass"

Glas / Glass
6 / 8 mm

22082

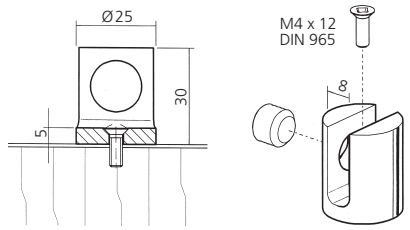

Glashalter – rund, Aluminium
Glass clamp

Glas / Glass
6 / 8

22027

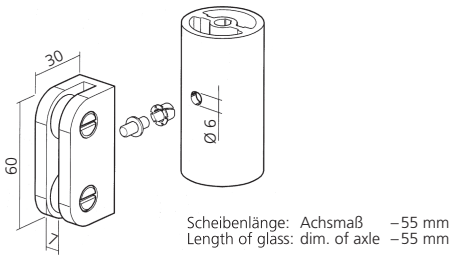

Glashalter – drehbar, Aluminium
Glass clamp – pivoted

20089

Zubehör 422, 423
Accessories 422, 423

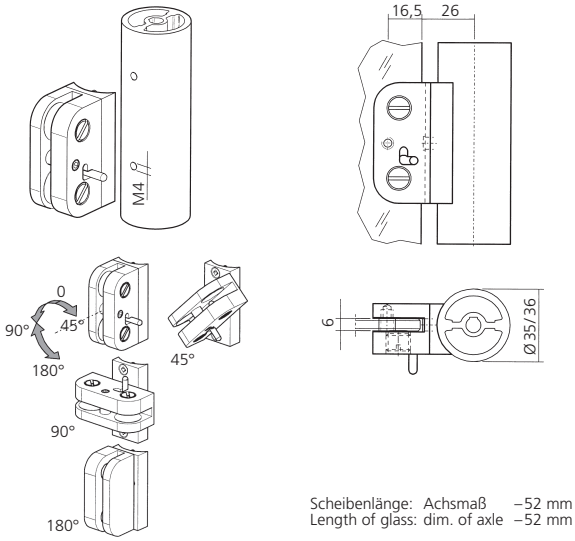

Glashalter – drehbar, Aluminium mit Anschlag und Sicherungsstift — rechts / right **22028**, links / left **22029**

Glass clamp – pivoted with stop and safety pin

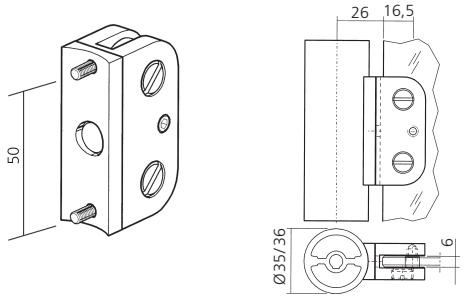

Glashalter – drehbar, Aluminium mit Sicherungsstift — **22033**

Glass clamp – pivoted with safety pin

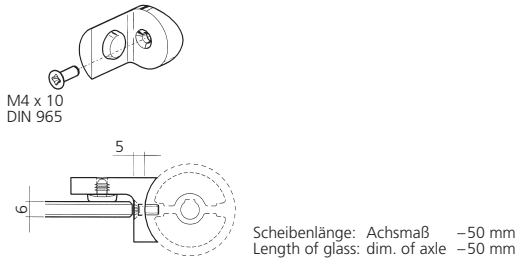

Anschlag, Aluminium für drehbare Scheibe — **22081**

Stop for pivoting glass

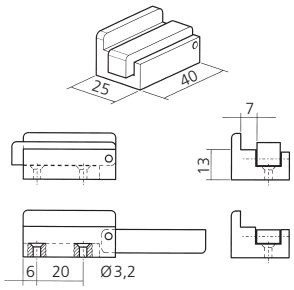

Anschlag, Aluminium mit Verriegelung — **20090**

End stop with lock

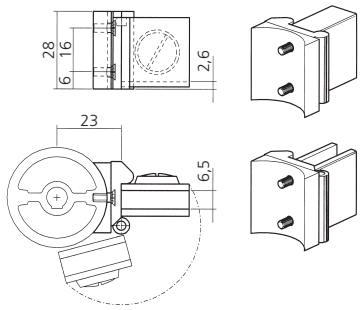

Scharnier für 5 – 6 mm Glasdrehtür — Paar / Pair **22034**

Hinge for 5 – 6 mm revolving door

Zubehör Edelstahl 422, 423
Accessories stainless steel 422, 423

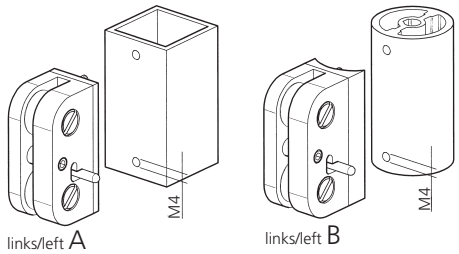

Glashalter, Edelstahl gebürstet
drehbar, mit Anschlag
und Sicherungsstift

Glass clamp, stainless steel brushed
pivoted, with stop
and safety pin

rechts /right	
A / 6 mm	**23033**
A / 8 mm	**23034**
B / 6 mm	**23035**
B / 8 mm	**23036**

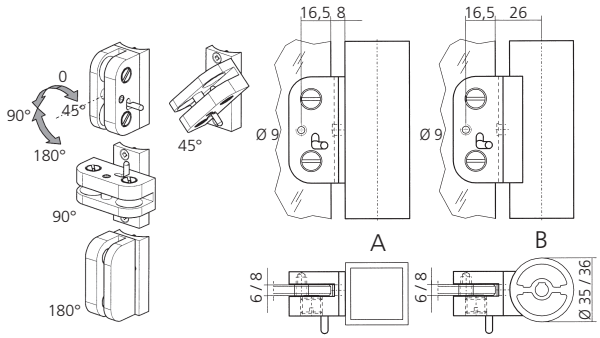

links / left	
A / 6 mm	**23037**
A / 8 mm	**23038**
B / 6 mm	**23039**
B / 8 mm	**23040**

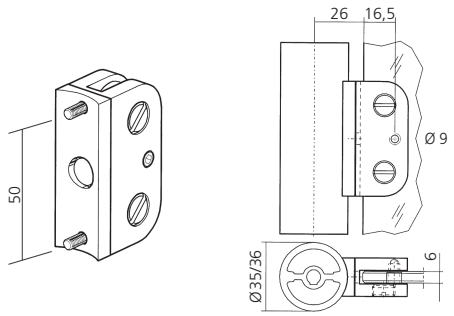

Glashalter, Edelstahl gebürstet
drehbar, mit Sicherungsstift

Glass clamp, stainless steel brushed
pivoted, with safety pin

A / 6 mm	**23041**
A / 8 mm	**23042**
B / 6 mm	**23043**
B / 8 mm	**23044**

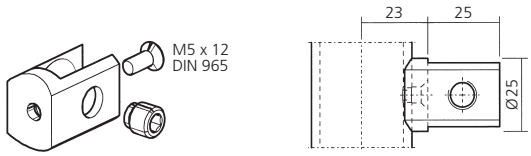

Glashalter – gebürstet, Edelstahl
für Rohr Ø 35/36 mm

Glass clamp – brushed, stainless steel
for tube Ø 35/36 mm

Glas / Glass	**22077**
6 / 10 mm	

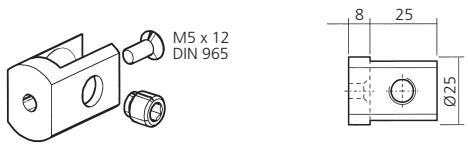

Glashalter – gebürstet, Edelstahl
für Wandbefestigung

Glass clamp – brushed, stainless steel
for wall fixing

Glas / Glass	**22078**
6 / 10 mm	

Zubehör Edelstahl 422, 423
Accessories stainless steel 422, 423

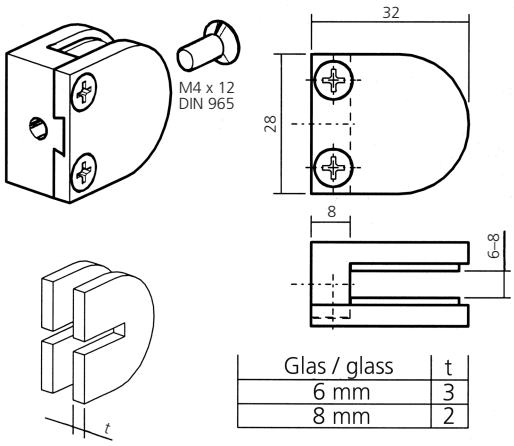

Glas / glass	t
6 mm	3
8 mm	2

Glashalter, Edelstahl gebürstet
Glass clamp, stainless steel brushed

Glas / Glass	
6 mm	**20030**
8 mm	**20031**

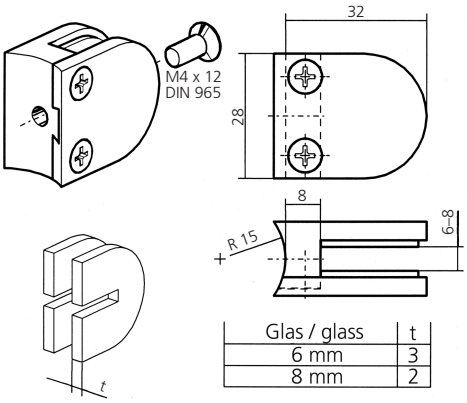

Glas / glass	t
6 mm	3
8 mm	2

Glashalter, Edelstahl gebürstet
Glass clamp, stainless steel brushed

Glas / Glass	
6 mm	**20032**
8 mm	**20033**

Glasstützenprogramm
Glass support program

424

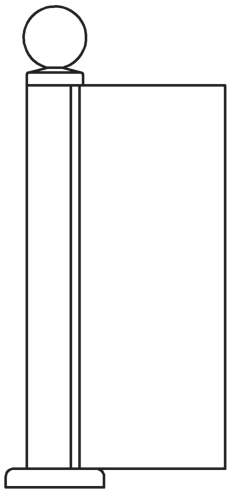

einstellbar 90° – 180°
adjustable 90° – 180°

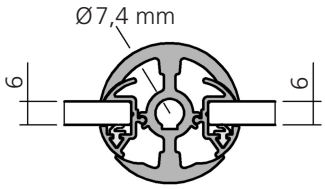

Zubehör siehe Gruppe 422
Accessories please look at group 422

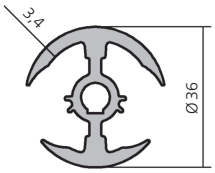	Glasstützenprofil, Aluminium Glass support profile	6000 mm	**17057**
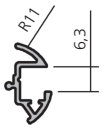	Drehprofil, Aluminium Revolving profile	6000 mm	**17058**
	Dichtungsgummi, EPDM schwarz Sealing rubber, EPDM black		**22004**
	Abdeckprofil, Aluminium Covering profile	6000 mm	**11721**

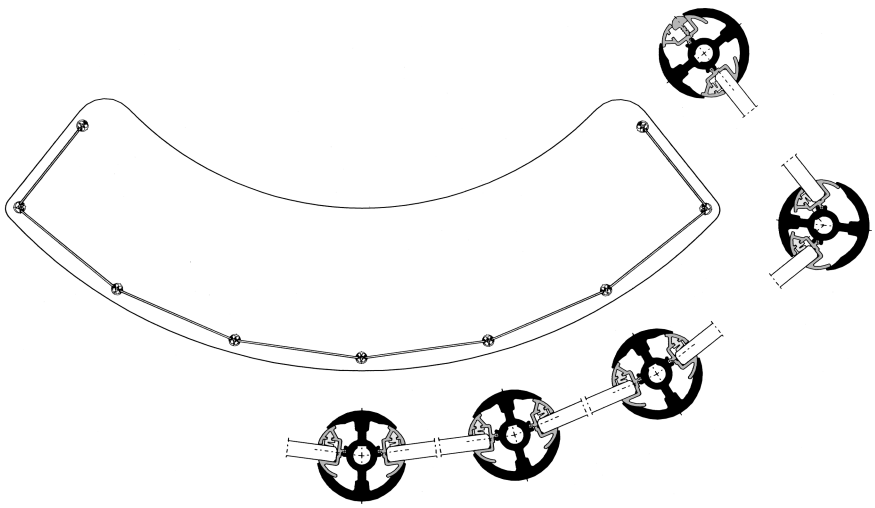

Glasstützenprogramm
Glass support program

425

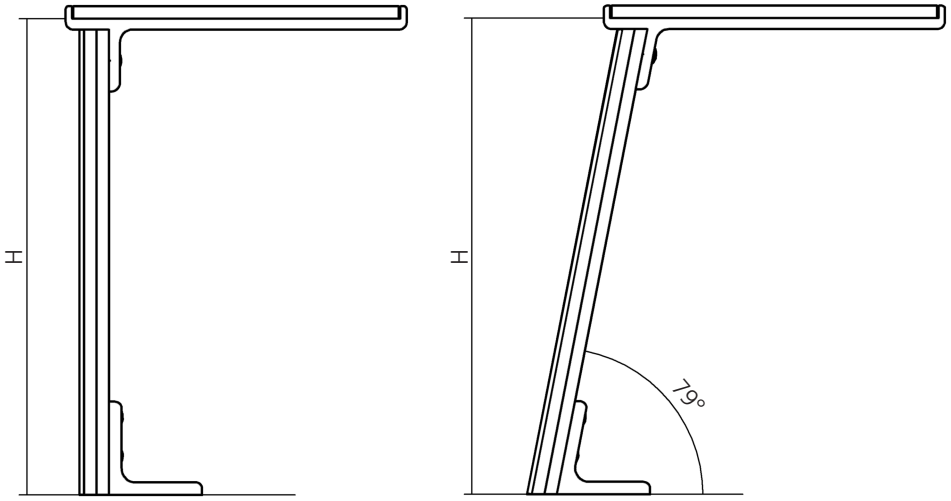

Höhe nach Angabe / Height on indication

Darstellung
Image **20%**

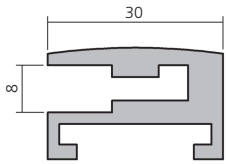	Glasstütze – End, Aluminium Glass support – end		**12003**
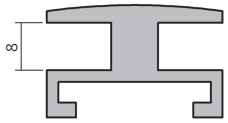	Glasstütze – Mitte, Aluminium Glass support – centre		**12001**
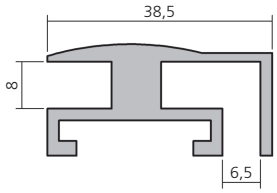	Glasstütze – End, Aluminium Glass support – end		**12002**
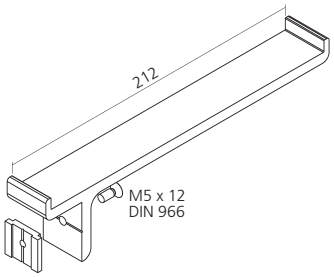	Träger 90°, Aluminium Bracket 90°	210 mm	**28021**
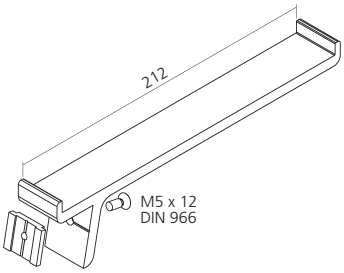	Träger 79°, Aluminium Bracket 79°	210 mm	**28121**

Glasstützenprogramm
Glass support program

425

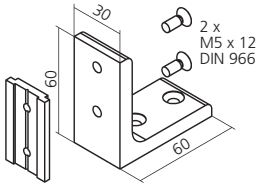

Fuß 90°, Aluminium **20017**

Foot 90°

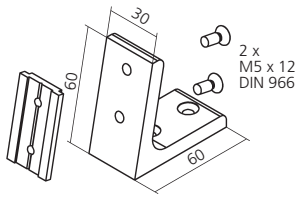

Fuß 79°, Aluminium **20118**

Foot 79°

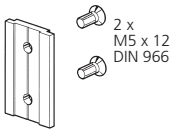

Klemmstück für Fuß, Aluminium **29345**

Clamping-piece for foot

Klemmstück für Träger, Aluminium **29347**

Clamping-piece for bracket

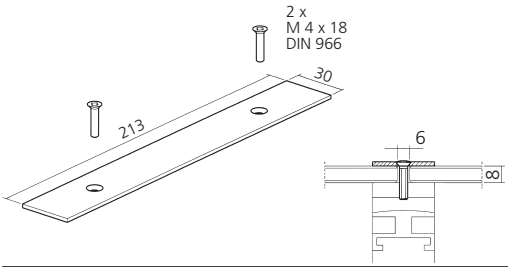

Deckleiste – Mitte, Aluminium **29103**

Covering profile – centre

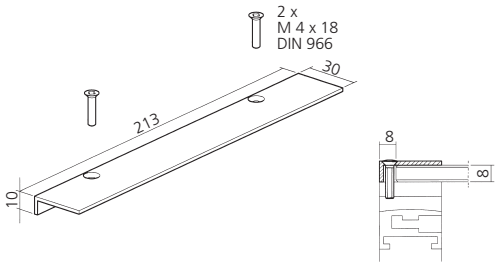

Deckleiste – End, Aluminium **29105**
ohne Seitenschutz

Covering profile – end
without side protection

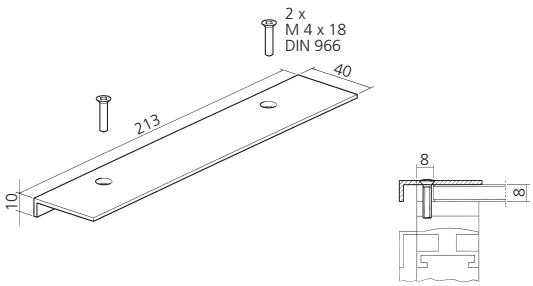

Deckleiste – End, Aluminium **29106**
mit Seitenschutz

Covering profile – end
with side protection

Schiebetürbeschlag für 6 / 8 mm Glas
Sliding door fitting for 6 / 8 mm glass

431

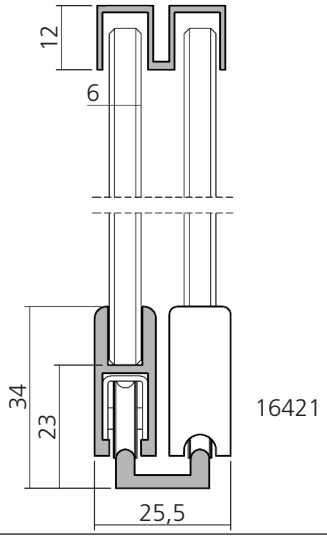

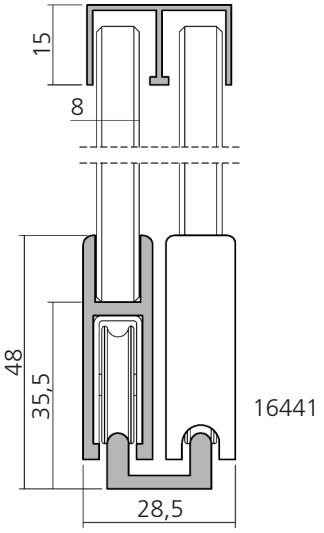

Darstellung
Image **70%**

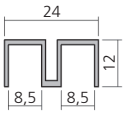	Führungsschiene, Aluminium für 6 mm Glas Guide rail for 6 mm glass	ungebohrt/undrilled gebohrt/drilled	**16419.0001** **16419**
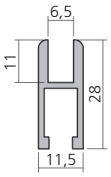	Laufschuhprofil, Aluminium für 6 mm Glas Roller shoe profile for 6 mm glass		**16420**
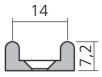 Lochabstand 300 mm, Ø 4 mm Distance of holes 300 mm, Ø 4 mm	Laufschiene, Aluminium Sliding rail	ungebohrt/undrilled gebohrt/drilled	**16421.0001** **16421**
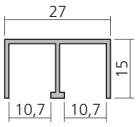	Führungsschiene, Aluminium für 8 mm Glas Guide rail for 8 mm glass	ungebohrt/undrilled gebohrt/drilled	**16444.0001** **16444**
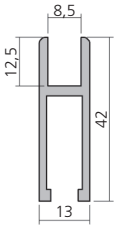	Laufschuhprofil, Aluminium für 8 mm Glas Roller shoe profile for 8 mm glass		**16440**
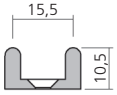 Lochabstand 300 mm, Ø 4 mm Distance of holes 300 mm, Ø 4 mm	Laufschiene, Aluminium Sliding rail	ungebohrt/undrilled gebohrt/drilled	**16441.0001** **16441**
 M4 x 6 DIN 914	Endkappe, Kunststoff End cap, plastic Endkappe, Aluminium End cap	Glas / Glass 6 mm 8 mm	 **36422** **36432**
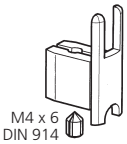 M4 x 6 DIN 914	Endkappe, Kunststoff End cap, plastic	Glas / Glass 6 mm	 **36427**

Schiebetürbeschlag für geneigte Frontscheibe
Sliding door fitting for inclined front glass

431

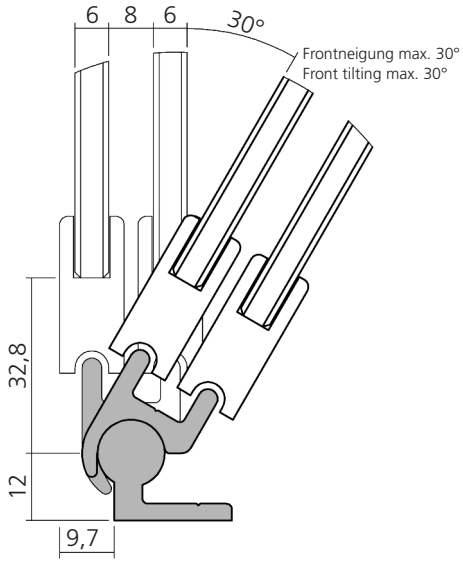

Montage der Profile 16430/31 erfolgt bauseits
Profil assembling provided by customer

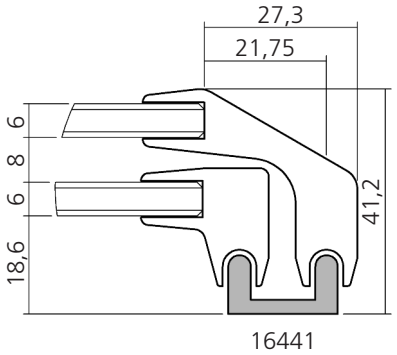

Darstellung
Image **70%**

	Laufschuhprofil innen, Aluminium Roller shoe profile inside		**16432**
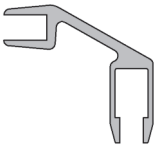	Laufschuhprofil außen, Aluminium Roller shoe profile outside		**16433**
	Laufschiene verstellbar, Aluminium Sliding rail, adjustable		**16431**
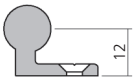 Lochabstand 300 mm, Ø 4 mm Distance of holes 300 mm, Ø 4 mm	Grundprofil, Aluminium Basic profile	ungebohrt/undrilled gebohrt/drilled	**16430.0001** **16430**
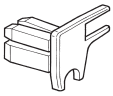	Endkappe innen, Kunststoff End cap inside, plastic	links / left rechts / right	**36459** **36460**
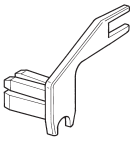	Endkappe außen, Kunststoff End cap outside, plastic	links / left rechts / right	**36461** **36462**

WAS Warsteiner Alu Systeme

Zubehör für Schiebetürbeschlag
Accessory for sliding door fitting

431

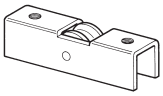

Rolleneinsatz für 6 mm Glas
Edelstahlgehäuse / Kunststoffrolle

Roller insert for 6 mm glass
Stainless steel / plastic role

36429

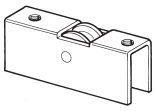

Rolleneinsatz für 8 mm Glas
Edelstahlgehäuse / Stahlrolle

Roller insert for 8 mm glass
Stainless steel / steel role

36433

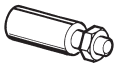

Anschlag mit Gummiüberzug

End stop with rubber cover

36441

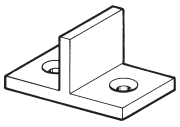

T-Stück für 36441, Aluminium

T-piece for 36441

36442

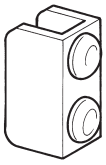

U-Profil mit Anschlag
U-profile with end stop

6 mm **36443**
8 mm **36444**

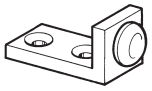

Winkel mit Anschlag, Aluminium

Angle with end stop

36446

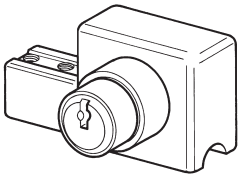

Druckschloss für 16420, verchromt
mit Gehäuse

Push button lock for 16420
Chrome plated, with housing

links / left **36455**
rechts / right **36456**

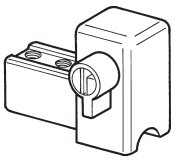

Steckschloss für 16420, vernickelt
mit Gehäuse

Push button lock for 16420
Nickeled, with housing

36457

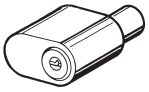

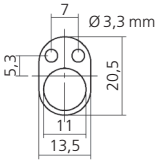

Einbauzylinder für 16440

Installation cylinder for 16440

36436

Schiebetürbeschlag für 6 mm Glas
Sliding door fitting for 6 mm glass

431

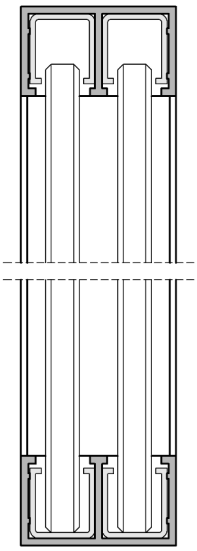

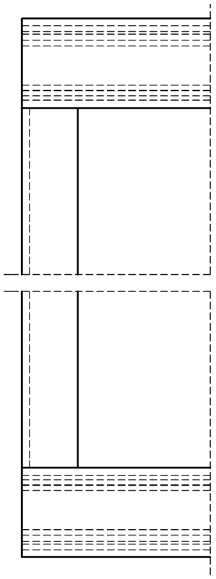

Darstellung
Image **70%**

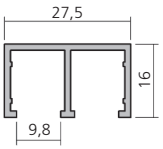	Führungsschiene, Aluminium unten / oben Guide rail down / above	**16460**
	Gleitprofil, Kunststoff schwarz Slide profile, plastic black	**16461**
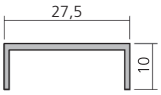	Führungsschiene, Aluminium seitlich Guide rail laterally	**16462**

WAS Warsteiner Alu Systeme

Schiebetürbeschlag
Sliding door frame

432

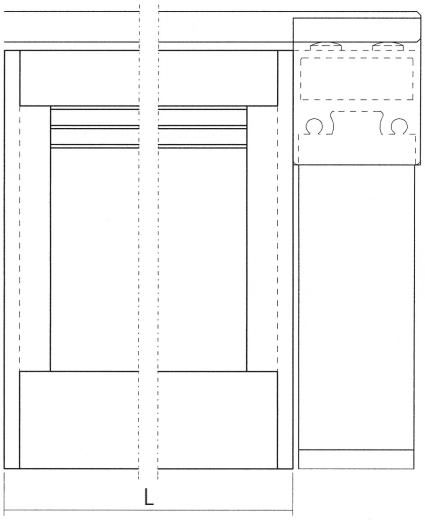

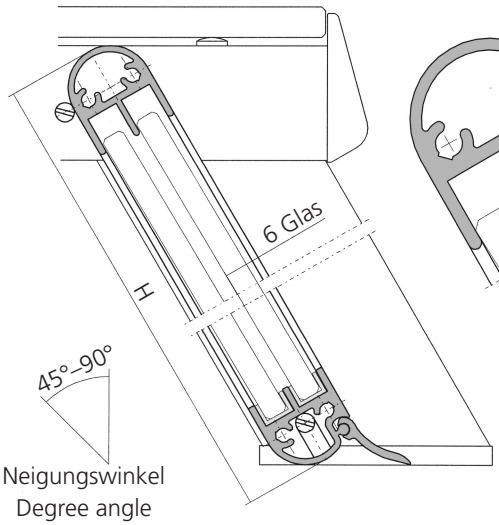

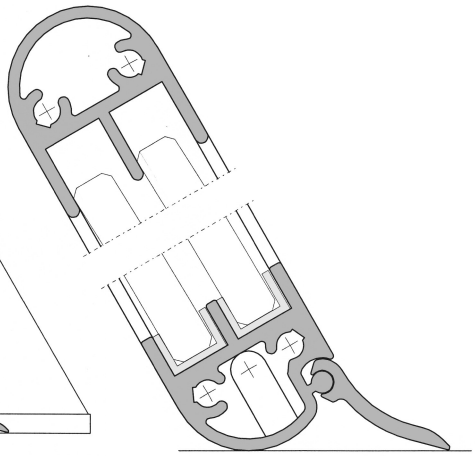

Darstellung
Image **50%**

Darstellung
Image **100%**

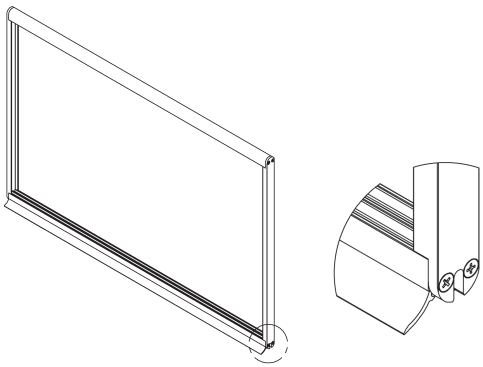

Schiebetürbeschlag, Aluminium
mit Schlitz zum Einhängen

Sliding door frame
with slot to suspend

Abmessungen
nach Angabe

Dimensions
according
to indication

32000

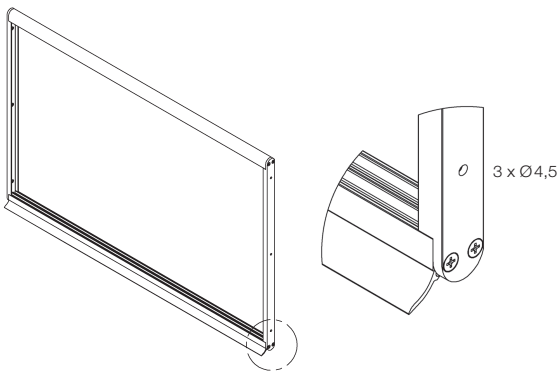

Schiebetürbeschlag, Aluminium
mit Bohrungen

Sliding door frame
with drilled holes

Abmessungen
nach Angabe

Dimensions
according
to indication

32001

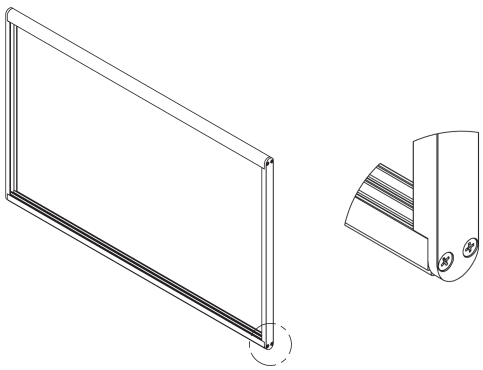

Schiebetürbeschlag, Aluminium
ohne Schlitz und Bohrungen

Sliding door frame
without slot and drilles holes

Abmessungen
nach Angabe

Dimensions
according
to indication

32002

Schiebetürbeschlag
Sliding door frame

432

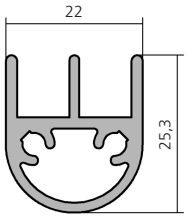

Profil oben, Aluminium
Profile top

6000 mm **16467**

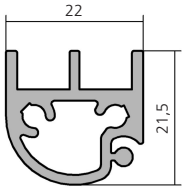

Profil unten, Aluminium
Profile bottom

6000 mm **16468**

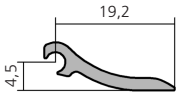

Ausgleichsprofil, Aluminium
Adjust profile

6000 mm **16469**

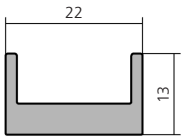

Profil seitlich, Aluminium
Profile lateral

6000 mm **16470**

Befestigung mit Profil 16467 bauseits
Fixing with 16467 provided by the customer

Gleitprofil, Hart-PVC, grau
Sliding profile, PVC grey

16471

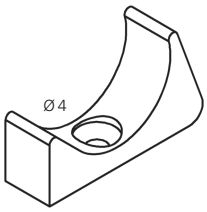

Rahmenauflage
Frame support

36468

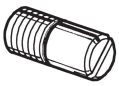

M5 x 12
DIN 427

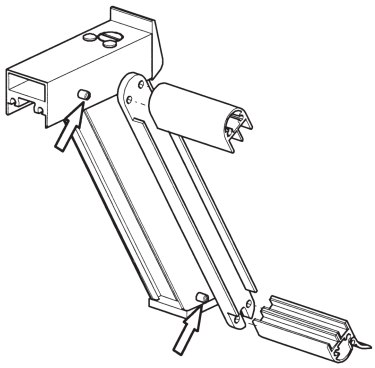

Schaftschraube, Edelstahl
Slotted headless screw, stainless steel

36467

LED Beleuchtung
LED Lighting

460

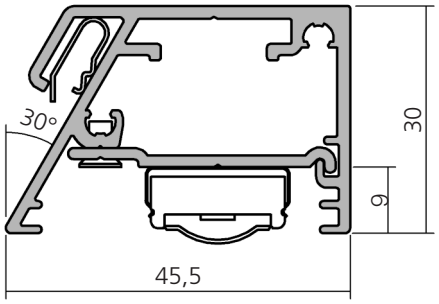

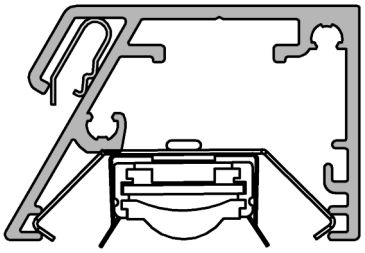

Darstellung
Image **100%**

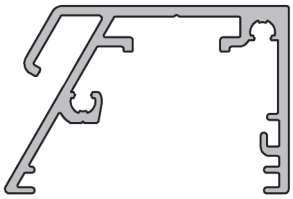	Beleuchtungsblende, Aluminium Light shield	6000 mm	**13813**
	Abdeckprofil, Aluminium Covering profile	3000 mm	**12067**
	Schraube M3 x 10 DIN 7500-M Screw M3 x 10 DIN 7500-M	VPE 25 PU 25	**SC010**
	Klemmprofil, PVC Clamping profile	3000 mm	**22005**
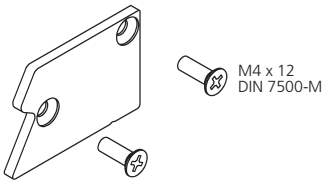	Endkappe, Aluminium End cap	rechts/right links/left	**27092** **27093**
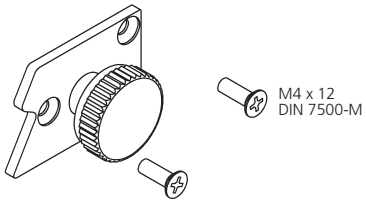	Endkappe, Aluminium mit Rändelschraube End cap with knurled screw	rechts/right links/left	**27098** **27099**
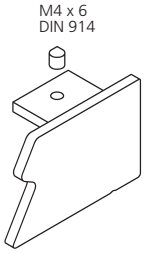	Endkappe, Aluminium End cap	rechts/right links/left	**27094** **27095**

LED Beleuchtung
LED Lighting

460

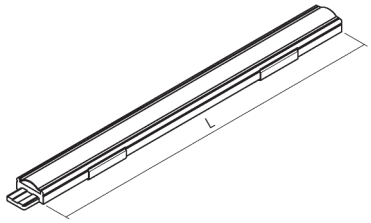

Hera LED Power Stick
Lichtfarbe für Brot

Light colour for bread

L		
200 mm/24V	4W	**22391**
300 mm/24V	6W	**22392**
900 mm/24V	18W	**22390**

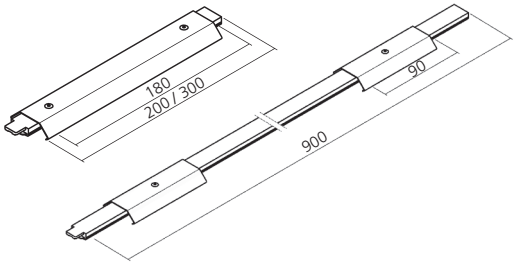

Installationsleiste
mit Hera LED Power Stick
und Verbindungsclip 22365

Installation strip
with Hera LED Power Stick
and connecting clip 22365

L		
200 mm/24V	4W	**22367**
300 mm/24V	6W	**22368**
900 mm/24V	18W	**22369**

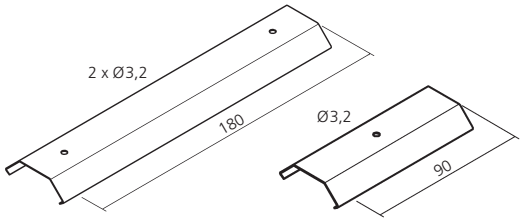

Installationsleiste, Aluminium

Installation strip

180 mm	**22366**
90 mm	**22346**

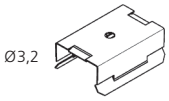

Verbindungsclip, Federstahl
für Hera LED Power Stick

Connecting clip, spring steel
for Hera LED Power Stick

22365

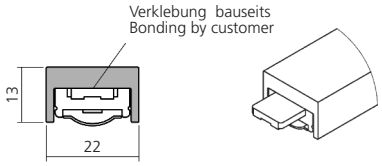

Profil als Beleuchtungsblende –
Hera LED Power Stick

Profile for light shield –
Hera LED Power Stick

6000 mm **16470**

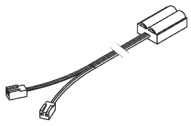

Anschlussleitung
für Hera LED Power Stick

Connecting cable
for Hera LED Power Stick

Die max. Länge der LED-Stripes
beträgt 2400 mm pro Anschlussleitung

Max LED-stripes length
per supply lead 2400 mm

2500 mm **22394**

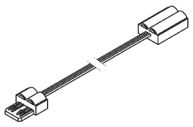

Verbindungsleitung
für Hera LED Power Stick

Connecting cable
for Hera LED Power Stick

300 mm **22395**

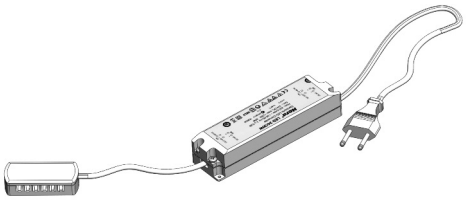

HERA LED Trafo 24V DC
2000 mm Zuleitung
12-fach Verteiler

HERA LED Trafo 24V DC
2000 mm supply lead
12-way distributor

15 W	**22396**
30 W	**22397**
75 W	**22398**

WAS Warsteiner Alu Systeme

Beleuchtung
Lighting

470

Beleuchtungsblende, Aluminium Light shield	6000 mm	**12575**

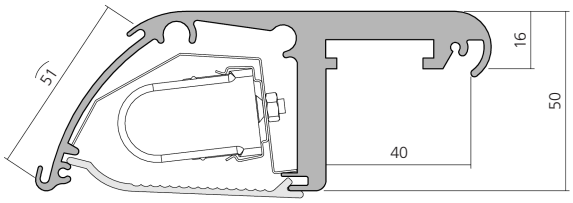

Endkappe, Aluminium mit Rändelschraube End cap with knurled screw	rechts / right links / left	**23575** **23576**

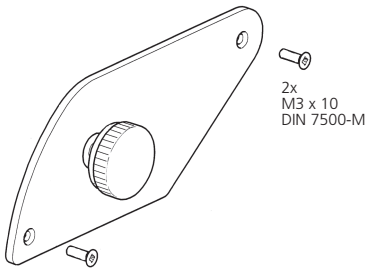

Profilverbindung, Aluminium Profile connection	90° 120° 135°	**23779** **23780** **23781**

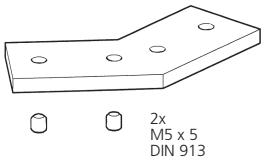

Beleuchtungsblende, Aluminium Light shield	6000 mm	**13801**

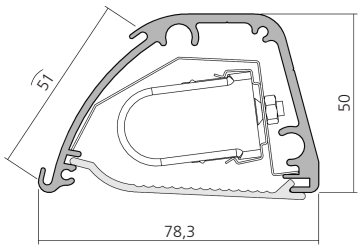

Endkappe, Aluminium End cap	rechts / right links / left	**23898** **23899**

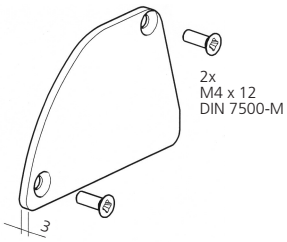

Endkappe, Aluminium mit Rändelschraube End cap with knurled screw	rechts / right links / left	**23794** **23795**

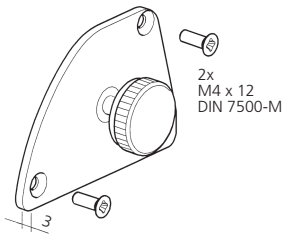

Beleuchtung
Lighting

470

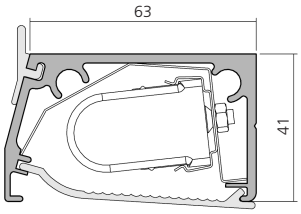

Beleuchtungsblende, Aluminium Light shield	6000 mm	**13804**

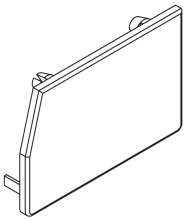

Endkappe, Aluminium End cap	rechts / right links / left	**23939** **23940**
Endkappe, Kunststoff End cap, plastic	rechts / right links / left	**23804** **23805**

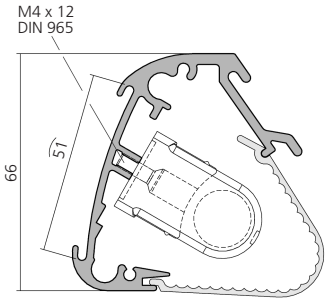

Beleuchtungsblende, Aluminium Light shield	6000 mm	**13805**
Schraube M4 x 12 DIN 965 Screw M4 x 12 DIN 965	VPE 25 PU 25	**SC001**

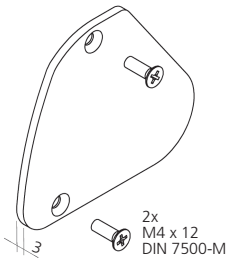

Endkappe, Aluminium End cap	rechts / right links / left	**22968** **22969**

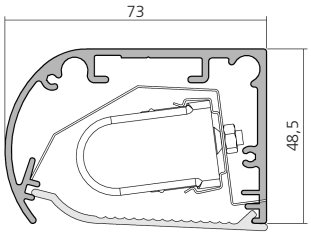

Beleuchtungsblende, Aluminium Light shield	6000 mm	**13807**

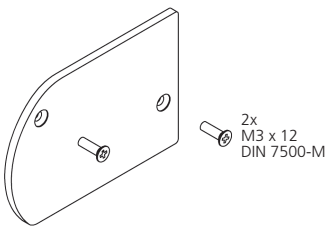

Endkappe, Aluminium End cap	rechts / right links / left	**23812** **23813**

Beleuchtung
Lighting

470

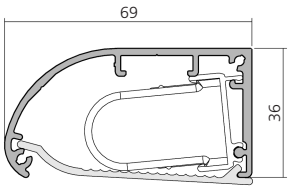

Beleuchtungsblende, Aluminium Light shield	6000 mm	**13809**

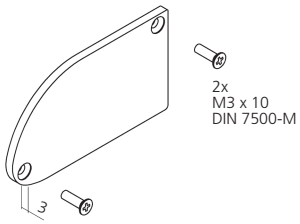

Endkappe, Aluminium End cap	rechts / right links / left	**23821** **23822**

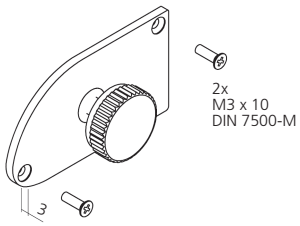

Endkappe, Aluminium mit Rändelschraube End cap with knurled screw	rechts / right links / left	**23776** **23777**

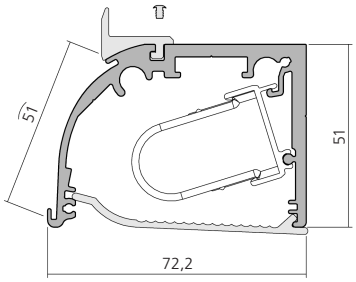

Beleuchtungsblende, Aluminium Light shield	6000 mm	**13811**

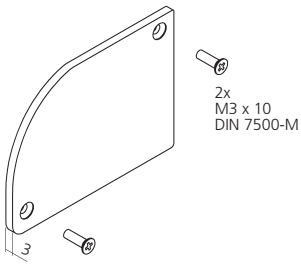

Endkappe, Aluminium End cap	rechts / right links / left	**23870** **23871**

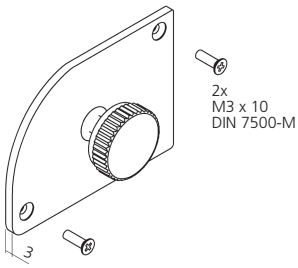

Endkappe, Aluminium mit Rändelschraube End cap with knurled screw	rechts / right links / left	**24016** **24017**

Beleuchtung
Lighting

470

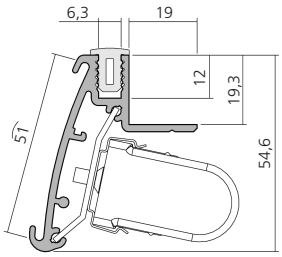

Beleuchtungsblende, Aluminium Light shield	6000 mm	**13812**

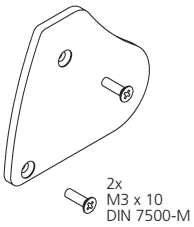

Endkappe, Aluminium End cap	rechts / right links / left	**27080** **27081**

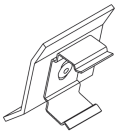

Adapter passend für Hera Slim lite CS Adapter fitted für Hera Slim lite CS		**23860**

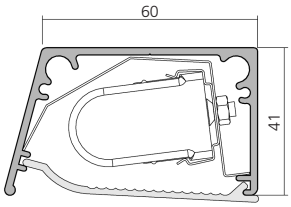

Beleuchtungsblende, Aluminium Light shield	6000 mm	**13845**

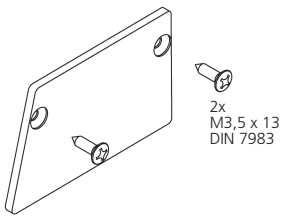

Endkappe, Aluminium End cap	rechts / right links / left	**22842** **22843**

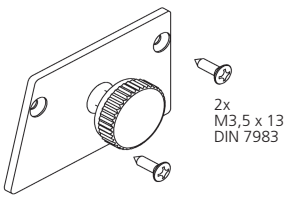

Endkappe, Aluminium End cap	rechts / right links / left	**23774** **23775**

Beleuchtung
Lighting

470

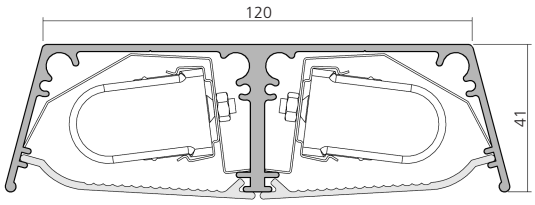

Beleuchtungsblende, Aluminium Light shield	6000 mm	**13846**

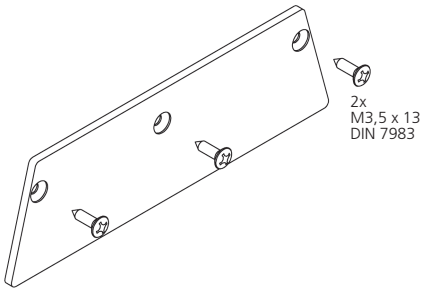

Endkappe, Aluminium End cap		**22849**

Anschlagprofil, Aluminium Stop profile	6000 mm	**23874**

Abdeckprofil, Weich-PVC Covering profile, Soft-PVC		**22418**

Anschlagprofil, Acrylglas Stop profile, PMMA	6000 mm	**22417**

Abdeckprofil, TPE grau Covering profile, TPE grey		**22419**

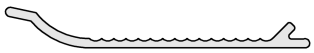

Abdeckprofil, Kunststoff transparent Covering profile, plastic transparent	6000 mm	**22847**

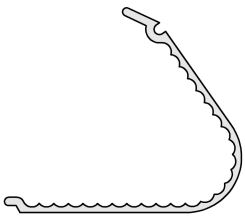

Abdeckprofil, Kunststoff transparent Covering profile, plastic transparent	6000 mm	**22003**

Beleuchtung
Lighting

470

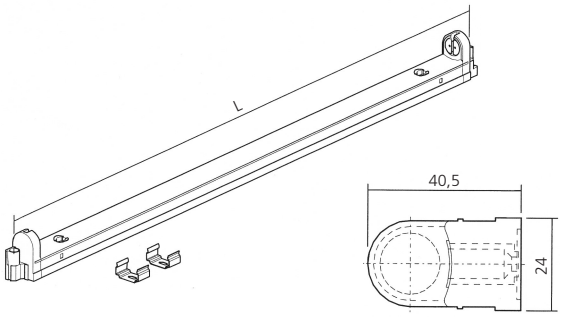

Hera Slim Lite CS

L	
595 mm 14 W	**22371**
895 mm 21 W	**22372**
1195 mm 28 W	**22373**
1495 mm 35 W	**22374**

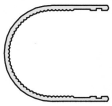

Abdeckprofil
Covering profile

565 mm	**22376**
865 mm	**22377**
1165 mm	**22378**
1465 mm	**22379**

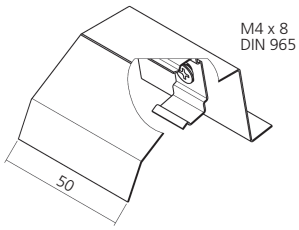

Adapter
passend für Hera Slim Lite CS
Adapter
fitted for Hera Slim Lite CS

23883

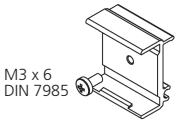

Verbindungsclip, Kunststoff
passend für Hera Slim Lite CS
in Beleuchtungsblende 13809, 13811
Connecting clip, plastic
fitted for Hera Slim Lite CS
in light shield 13809, 13811

23824

Zuleitung
Supply lead

3000 mm **22385**

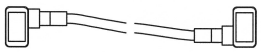

Verbindungsleitung
Connecting cable

300 mm **22381**

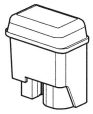

Verbindungskupplung
Connecting plug

22380

Beleuchtung
Lighting

470

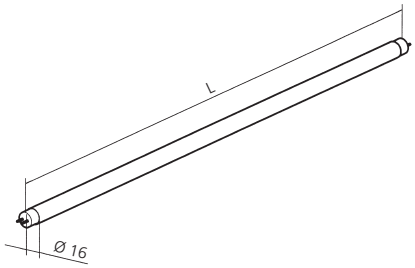

Leuchtstofflampe Ø 16 mm
Farbton 41-827 warmweiss,
für Brot- und Backwaren

Fluorescent tube Ø 16 mm
colour 41-827, for bread and pastries

L		
288 mm	8 W	**22302**
549 mm	14 W	**22314**
849 mm	21 W	**22315**
1149 mm	28 W	**22316**
1449 mm	35 W	**22317**

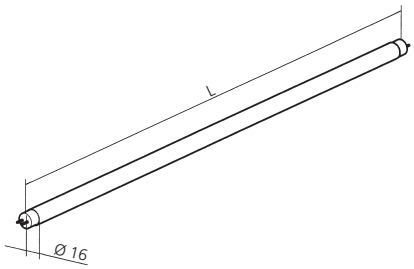

Leuchtstofflampe BÄRO Ø 16 mm
für Brot- und Backwaren

Fluorescent tube BÄRO Ø 16 mm
for bread and pastries

L		
549 mm	14 W	**22318**
849 mm	21 W	**22319**
1149 mm	28 W	**22320**
1449 mm	35 W	**22321**

Leuchtstofflampe BÄRO Ø 16 mm
für Wurst- und Fleischwaren

Fluorescent tube BÄRO Ø 16 mm
for sausage and meat

549 mm	14 W	**22358**
849 mm	21 W	**22323**
1149 mm	28 W	**22324**
1449 mm	35 W	**22359**

Brotregalsystem
Bread shelf system

510

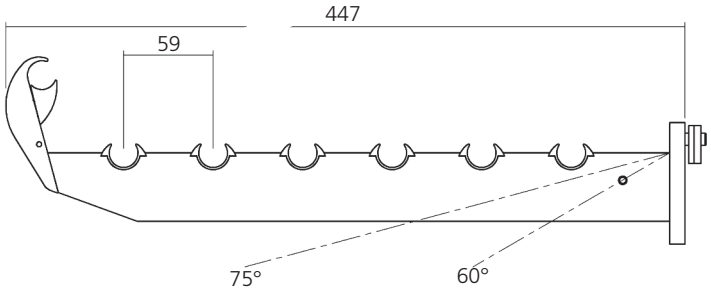

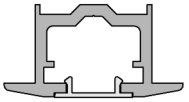

16748 / 56748

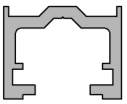

16873 / 56769

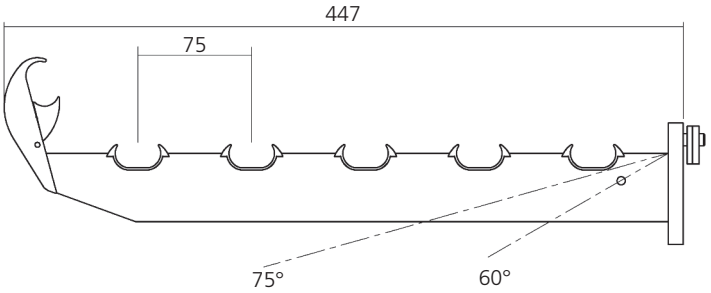

Darstellung
Image **20%**

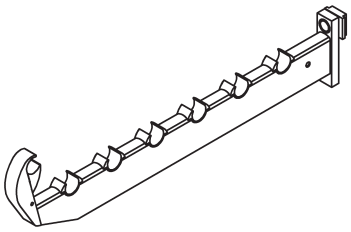

Brotrostträger für Rundrohr 19 mm Bracket for round tube 19 mm	60° 75° 90°	**57008** **57009** **57010**

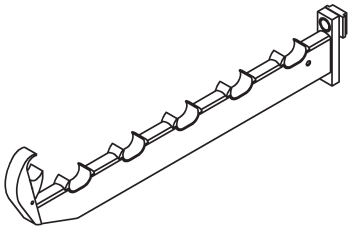

Brotrostträger für Flachovalrohr 19 x 30 mm Bracket for flat oval tube 19 x 30 mm	60° 75° 90°	**57017** **57018** **57019**

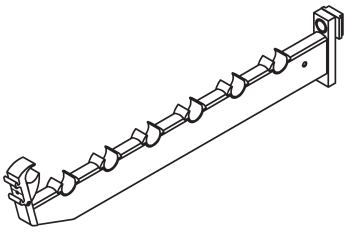

für Beleuchtungsblende 13805
for light shield 13805

Brotrostträger für Rundrohr 19 mm Bracket for round tube 19 mm	60° 75° 90°	**57011** **57012** **57013**

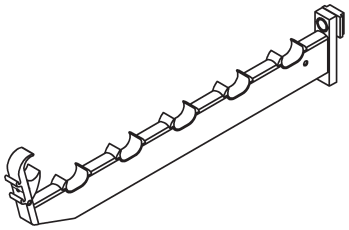

für Beleuchtungsblende 13805
for light shield 13805

Brotrostträger für Flachovalrohr 19 x 30 mm Bracket for flat oval tube 19 x 30 mm	60° 75° 90°	**57014** **57015** **57016**

Brotregalsystem
Bread shelf system

510

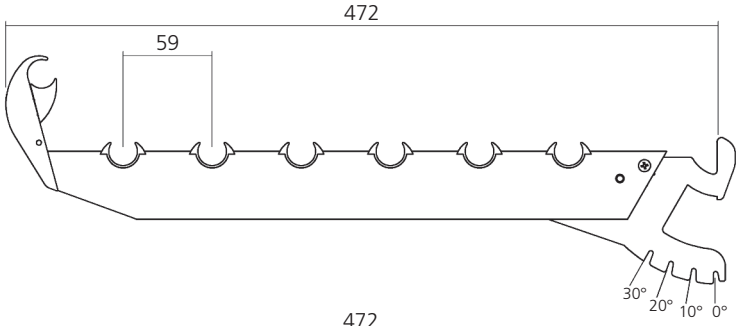

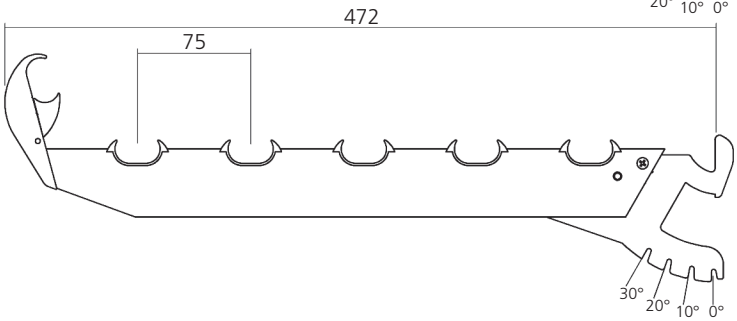

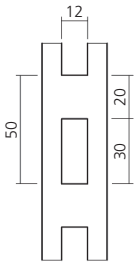

Säulenstanzung
Column slotting

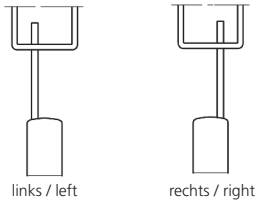

Darstellung
Image **20%**

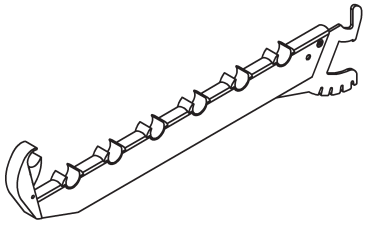

Brotrostträger
für Rundrohr 19 mm

Bracket
for round tube 19 mm

57027

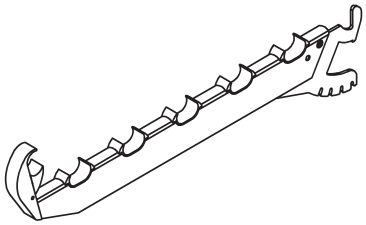

Brotrostträger
für Flachovalrohr 19 x 30 mm

Bracket
for flat oval tube 19 x 30 mm

57029

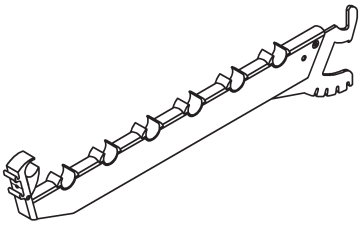

für Beleuchtungsblende 13805
for light shield 13805

Brotrostträger
für Rundrohr 19 mm

Bracket
for round tube 19 mm

57028

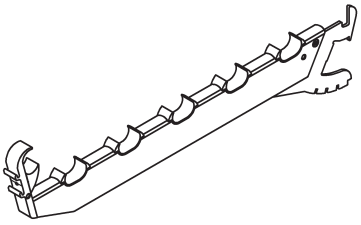

für Beleuchtungsblende 13805
for light shield 13805

Brotrostträger
für Flachovalrohr 19 x 30 mm

Bracket
for flat oval tube 19 x 30 mm

57030

Brotregalsystem
Bread shelf system

510

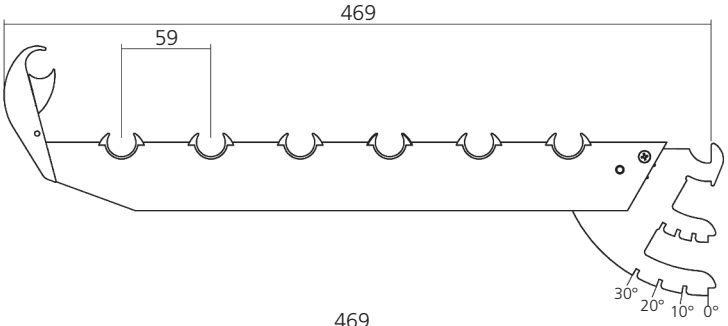

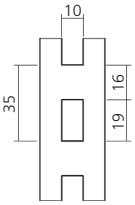

Säulenstanzung
Column slotting

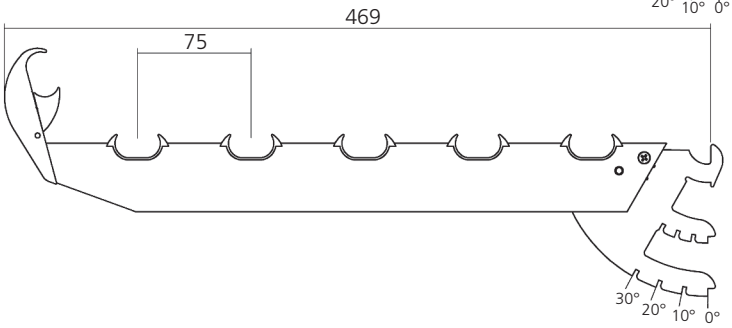

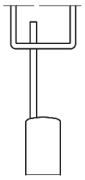

links / left

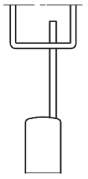

rechts / right

Darstellung
Image **20%**

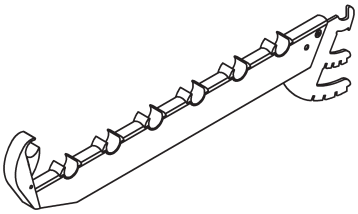

Brotrostträger
für Rundrohr 19 mm

Bracket
for round tube 19 mm

57004

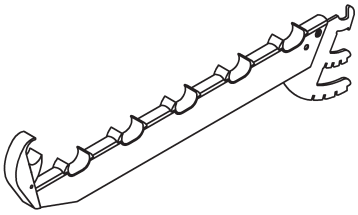

Brotrostträger
für Flachovalrohr 19 x 30 mm

Bracket
for flat oval tube 19 x 30 mm

57002

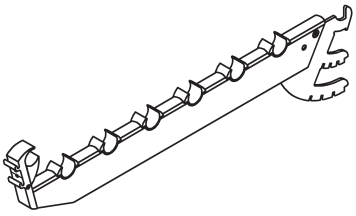

für Beleuchtungsblende 13805
for light shield 13805

Brotrostträger
für Rundrohr 19 mm

Bracket
for round tube 19 mm

57003

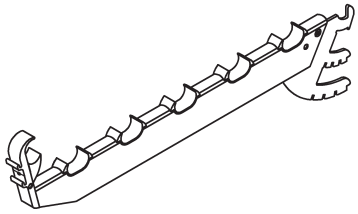

für Beleuchtungsblende 13805
for light shield 13805

Brotrostträger
für Flachovalrohr 19 x 30 mm

Bracket
for flat oval tube 19 x 30 mm

57001

Brotregalsystem
Bread shelf system

510

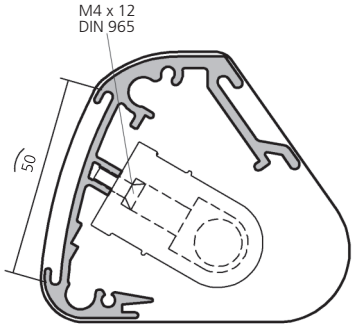

Beleuchtungsblende, Aluminium
passend für Hera SlimLite CS
Light shield
compatible for Hera SlimLight CS
6100 mm **13805**

Beleuchtung und Zubehör siehe Gruppe 4 System 470
Lighting and accessories, please look at group 4 System 470

Schraube M4 x 12 DIN 965
Screw M4 x 12 DIN 965
VPE 25
PU 25
SC001

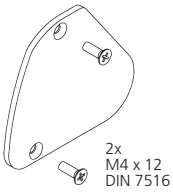

Endkappe, Aluminium
End cap
rechts / right **22968**
links / left **22969**

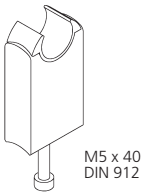

Brotstopper
Bread stopper
57249

Rundrohr Ø 19 mm, Aluminium
Round tube Ø 19 mm
6100 mm **11912**

Abschlußkappe, Kunststoff
für 11912
Seaming cap, plastic
for 11912
56708

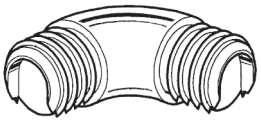

Rohrverbinder, Kunststoff
Tube connection, plastic
90° **56795**
135° **56796**

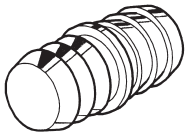

Rohrverbinder, Kunststoff
Tube connection, plastic
180° **56766**

Brotregalsystem
Bread shelf system

510

	Flachovalrohr, Aluminium Flat oval tube	6100 mm	**11976**
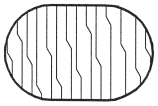	Holzprofil, Buche Wood profile, beech	3000 mm	**22719**
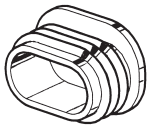	Abschlußkappe, Kunststoff für 11976 Seaming cap, plastic for 11976		**57251**
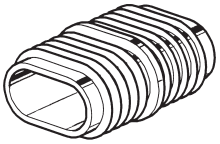	Rohrverbinder, Kunststoff Tube connection, plastic		**57254**
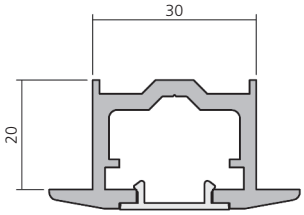	Stellschiene, Aluminium Mounting rail	6000 mm ungebohrt undrilled Bohrabstand Bore distance 150 mm	**16748** **56748**
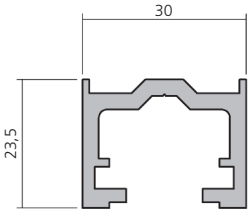	Stellschiene, Aluminium Mounting rail	6000 mm ungebohrt undrilled Bohrabstand Bore distance 150 mm	**16783** **56769**
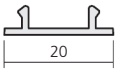	Abdeckprofil, Hart-PVC Covering profile, hard-PVC	6000 mm	**12122**

Brotregalsystem
Bread shelf system

510

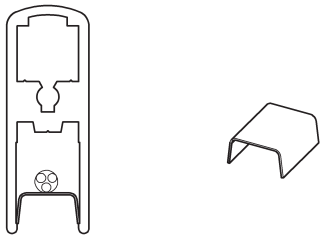

Federclip, Edelstahl
Spring clip, stainless steel — **57253**

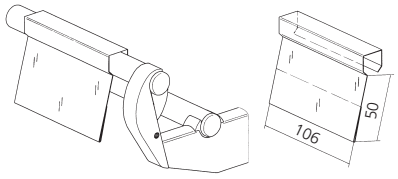

Preisschildhalter, PVC
für Rundrohr Ø 19 mm
Holder for price ticket, PVC
for round tube Ø 19 mm — VPE 10, PU 10 — **57033**

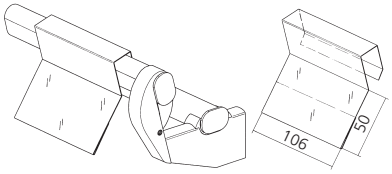

Preisschildhalter, PVC
für Flachovalrohr 19 x 30 mm
Holder for price ticket, PVC
for flat oval tube 19 x 30 mm — VPE 10, PU 10 — **57032**

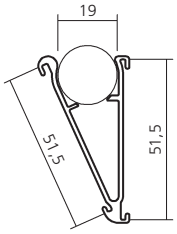

Preisschienenprofil, Aluminium
Profile for price ticket — 6000 mm — **14605**

Preisschildhalter, Aluminium
Holder for price ticket — 130 mm — **56760**

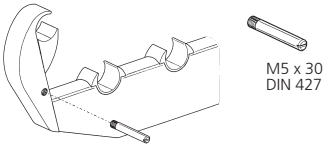

Schaftschraube
zur Auflage der Krümelbleche
Slotted headless screw
for support of crumb trays — **57048**

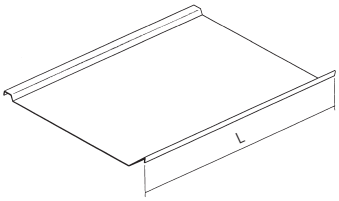

Krümelblech, Aluminium
Crumb tray

Achsmaß Dimension of axle		
650 L =	625 mm	**57060**
750 L =	725 mm	**57061**
850 L =	825 mm	**57062**
1000 L =	975 mm	**57063**
1250 L =	1225 mm	**57064**

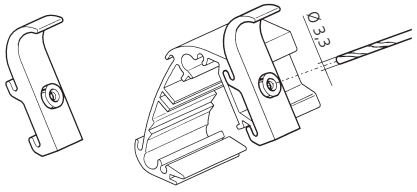

Bohrschablone
Drilling jig — **23480**

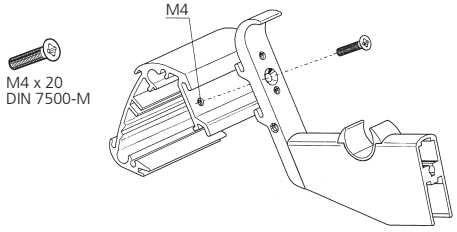

Schraube M4 x 20 DIN 7500-M
Screw M4 x 20 DIN 7500-M — VPE 25, PU 25 — **SC002**

Brotregalsystem
Bread shelf system

510

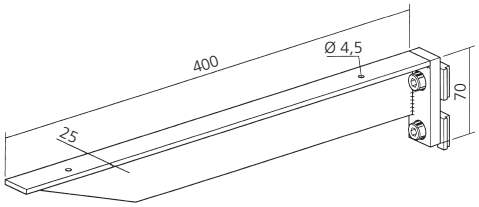

Bodenträger, Aluminium
für Stellschiene 16748 / 16783

Bracket
for mounting rail

90°	
rechts / right	**22825**
links / left	**22850**

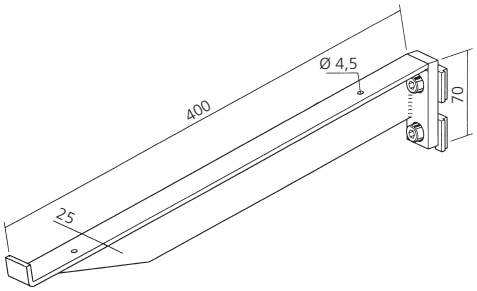

Bodenträger geneigt, Aluminium
für Stellschiene 16748 / 16783
mit Nase

Bracket inclined
for mounting rail
with nose

80°	
rechts / right	**22852**
links / left	**22977**
70°	
rechts / right	**22978**
links / left	**22979**

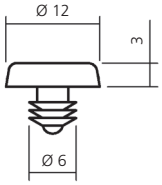

Glasbodenauflage, Kunststoff
Support for Glass, plastic

22578

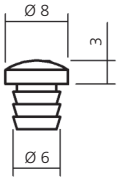

Glasbodenauflage, Kunststoff
Support for Glass, plastic

51249

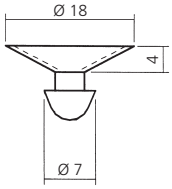

Glasbodenauflage, Kunststoff
Support for Glass, plastic

71725

Brotbord für Säulenstanzung
Bread shelf for for column slotting

520

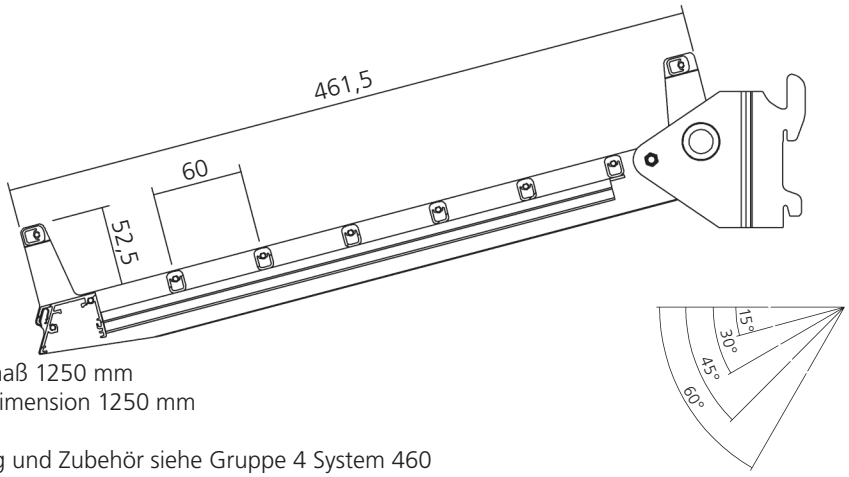

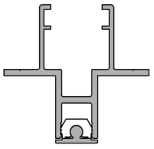

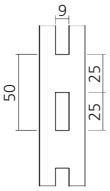

Säulenstanzung
Column slotting

max. Achsmaß 1250 mm
max. axial dimension 1250 mm

Beleuchtung und Zubehör siehe Gruppe 4 System 460
Lighting and accessories, please look at group 4 system 460

Rasterschiene für Stromschiene und Zubehör siehe Gruppe 6 System 651
Slotted rail for low voltage track system and accessories, please look at group 6 system 651

Darstellung
Image **20%**

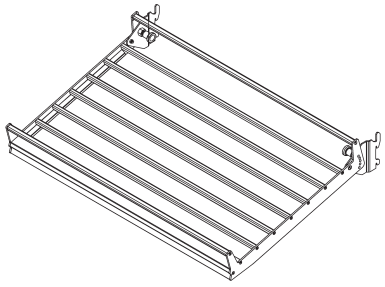	Brotbord mit Beleuchtungsblende Bread shelf with light shield	625 mm 1000 mm nach Angabe to indication	**57592** **57593** **57594**
	Brotbord mit Beleuchtungsblende und Rastbolzen Bread shelf with light shield and detent pin	625 mm 1000 mm nach Angabe to indication	**57595** **57596** **57597**
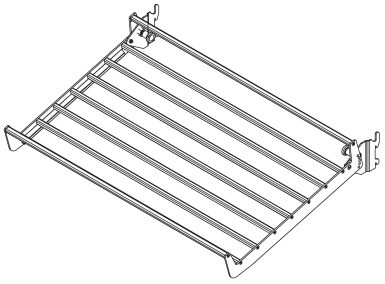	Brotbord Bread shelf	625 mm 1000 mm nach Angabe to indication	**57598** **57599** **57600**
	Brotbord mit Rastbolzen Bread shelf with detent pin	625 mm 1000 mm nach Angabe to indication	**57601** **57602** **57603**
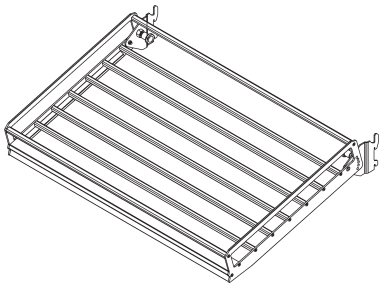	Brotbord mit Beleuchtungsblende und Reling Bread shelf with light shield and railing	625 mm 1000 mm nach Angabe to indication	**57604** **57605** **57606**
	Brotbord mit Beleuchtungsblende, Reling und Rastbolzen Bread shelf with light shield, railing and detent pin	625 mm 1000 mm nach Angabe to indication	**57607** **57608** **57609**
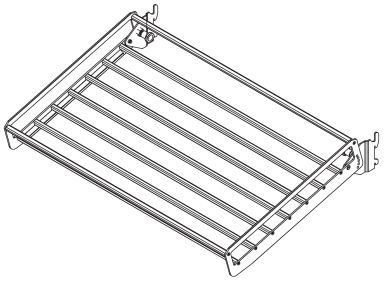	Brotbord mit Reling Bread shelf with railing	625 mm 1000 mm nach Angabe to indication	**57610** **57611** **57612**
	Brotbord mit Reling und Rastbolzen Bread shelf with railing and detent pin	625 mm 1000 mm nach Angabe to indication	**57613** **57614** **57615**

Brotbord Programm für Lamellenprofil
Bread shelf program for lamella profile

520

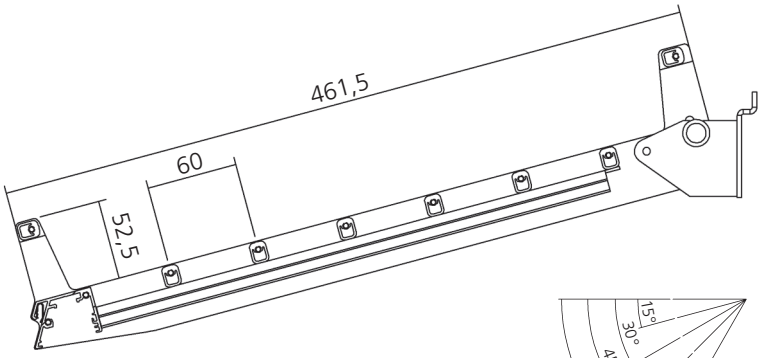

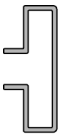

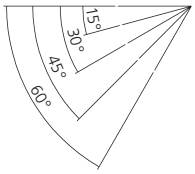

max. Achsmaß 1250 mm
max. axial dimension 1250 mm

Beleuchtung und Zubehör siehe Gruppe 4 System 460
Lighting and accessories, please look at group 4 system 460

Darstellung
Image **20%**

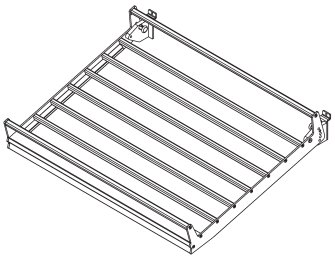	Brotbord mit Beleuchtungsblende Bread shelf with light shield	625 mm 1000 mm nach Angabe to indication	**57544** **57545** **57546**
	Brotbord mit Beleuchtungsblende und Rastbolzen Bread shelf with light shield and detent pin	625 mm 1000 mm nach Angabe to indication	**57547** **57548** **57549**
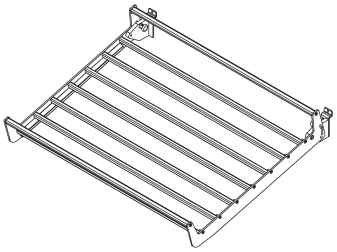	Brotbord Bread shelf	625 mm 1000 mm nach Angabe to indication	**57550** **57551** **57552**
	Brotbord mit Rastbolzen Bread shelf with detent pin	625 mm 1000 mm nach Angabe to indication	**57553** **57554** **57555**
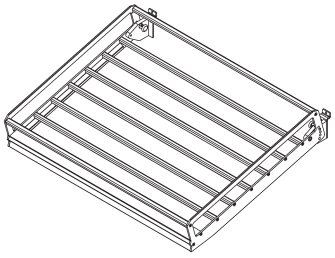	Brotbord mit Beleuchtungsblende und Reling Bread shelf with light shield and railing	625 mm 1000 mm nach Angabe to indication	**57556** **57557** **57558**
	Brotbord mit Beleuchtungsblende, Reling und Rastbolzen Bread shelf with light shield, railing and detent pin	625 mm 1000 mm nach Angabe to indication	**57559** **57560** **57561**
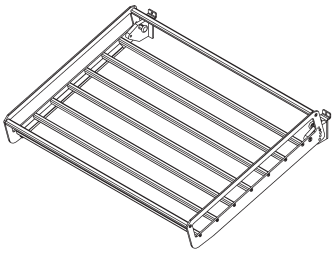	Brotbord mit Reling Bread shelf with railing	625 mm 1000 mm nach Angabe to indication	**57562** **57563** **57564**
	Brotbord mit Reling und Rastbolzen Bread shelf with railing and detent pin	625 mm 1000 mm nach Angabe to indication	**57565** **57566** **57567**

Brotbord Programm für Stellschienen
Bread shelf program for mounting rail

520

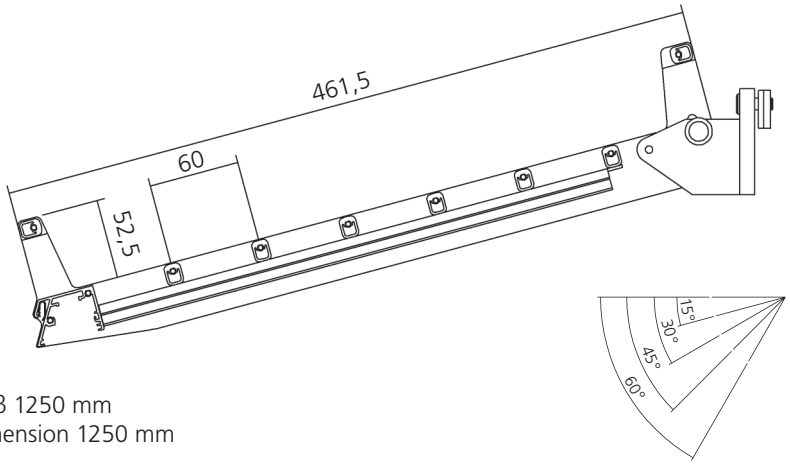

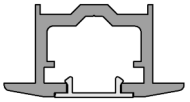
16748 / 56748

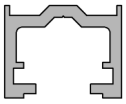
16783 / 56769

max. Achsmaß 1250 mm
max. axial dimension 1250 mm

Beleuchtung und Zubehör siehe Gruppe 4 System 460
Lighting and accessories, please look at group 4 system 460

Darstellung
Image **20%**

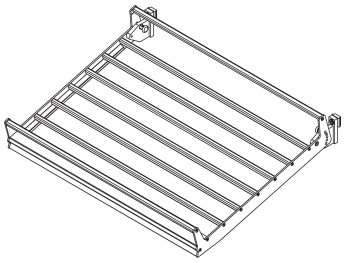	Brotbord mit Beleuchtungsblende Bread shelf with light shield	625 mm 1000 mm nach Angabe to indication	**57568** **57569** **57570**
	Brotbord mit Beleuchtungsblende und Rastbolzen Bread shelf with light shield and detent pin	625 mm 1000 mm nach Angabe to indication	**57571** **57572** **57573**
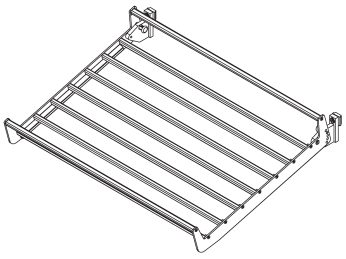	Brotbord Bread shelf	625 mm 1000 mm nach Angabe to indication	**57574** **57575** **57576**
	Brotbord mit Rastbolzen Bread shelf with detent pin	625 mm 1000 mm nach Angabe to indication	**57577** **57578** **57579**
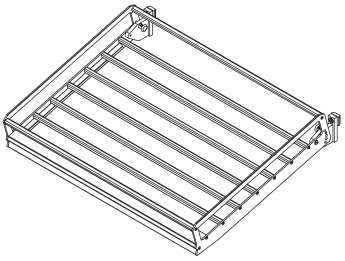	Brotbord mit Beleuchtungsblende und Reling Bread shelf with light shield and railing	625 mm 1000 mm nach Angabe to indication	**57580** **57581** **57582**
	Brotbord mit Beleuchtungsblende, Reling und Rastbolzen Bread shelf with light shield, railing and detent pin	625 mm 1000 mm nach Angabe to indication	**57583** **57584** **57585**
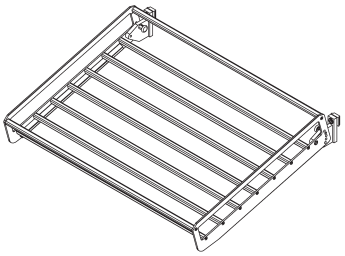	Brotbord mit Reling Bread shelf with railing	625 mm 1000 mm nach Angabe to indication	**57586** **57587** **57588**
	Brotbord mit Reling und Rastbolzen Bread shelf with railing and detent pin	625 mm 1000 mm nach Angabe to indication	**57589** **57590** **57591**

Brotbord Programm
Bread shelf program

520

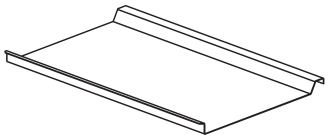

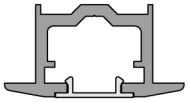

16748 / 56748

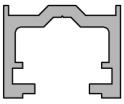

16783 / 56769

Krümelblech, Aluminium für Stellschiene Crumb tray for mounting rail	625 mm 1000 mm nach Angabe to indication	**57501** **57502** **57503**

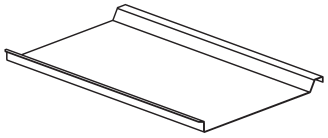

17043



Säulenstanzung
Column slotting

Krümelblech, Aluminium für Lamellenprofil oder für Säulenstanzung Crumb tray for lamella profile or for column slotting	625 mm 1000 mm nach Angabe to indication	**57504** **57505** **57506**

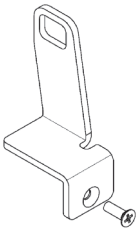

M4 x 12
DIN 965

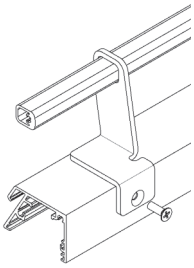

Unterstützung Support	**57690**

Wir empfehlen
eine zusätzliche Unterstützung –
ab Achsmaß > 1000 mm

We recommend an additional support –
from axial dimension > 1000mm

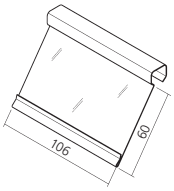

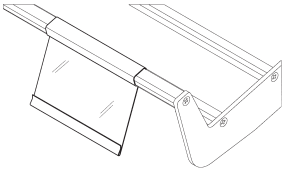

Preisschildhalter, PVC Holder for price ticket, PVC	VPE 10 PU 10	**57039**

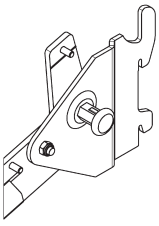

Verstellung mit Rastbolzen
Adjustment with detent pin

Brotbord Programm für Säulenstanzung
Bread shelf program for column slotting

521

Brotbord abgewinkelt **57680**
Bread shelf angular

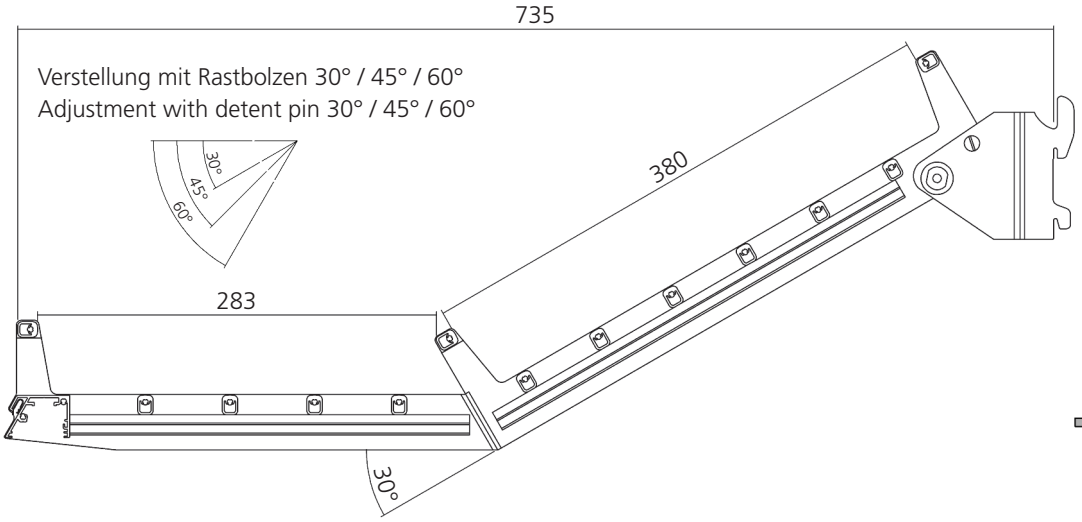

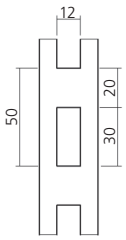

Säulenstanzung
Column slotting

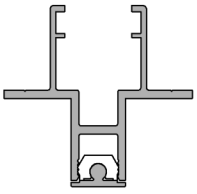

12186

Beleuchtung und Zubebör siehe Gruppe 4 System 460
Lighting and accessories, please look at group 4 system 460

Rasterschiene für Stromschiene und Zubehör siehe Gruppe 6 System 651
Slotted rail for low voltage track system and accessories, please look at group 6 system 651

Darstellung
Image **20%**

Brotbord schwenkbar **57685**
Bread shelf pivoted

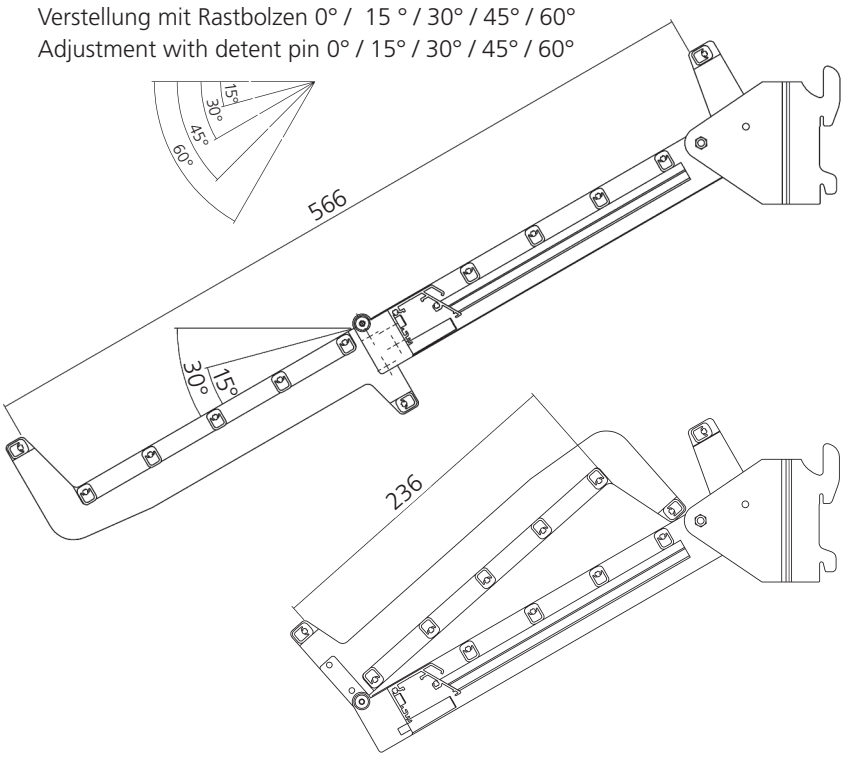

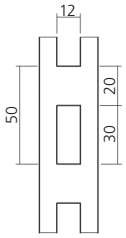

Säulenstanzung
Column slotting

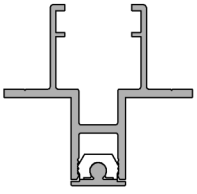

12186

Beleuchtung und Zubebör siehe Gruppe 4 System 460
Lighting and accessories, please look at group 4 system 460

Rasterschiene für Stromschiene und Zubehör siehe Gruppe 6 System 651
Slotted rail for low voltage track system and accessories, please look at group 6 system 651

Darstellung
Image **20%**

WAS Warsteiner Alu Systeme

SB-Backwarenregal Ⓤ
Self service bakery shelf Ⓤ

530

Öffnungswinkel
Opening angle

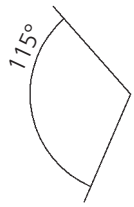

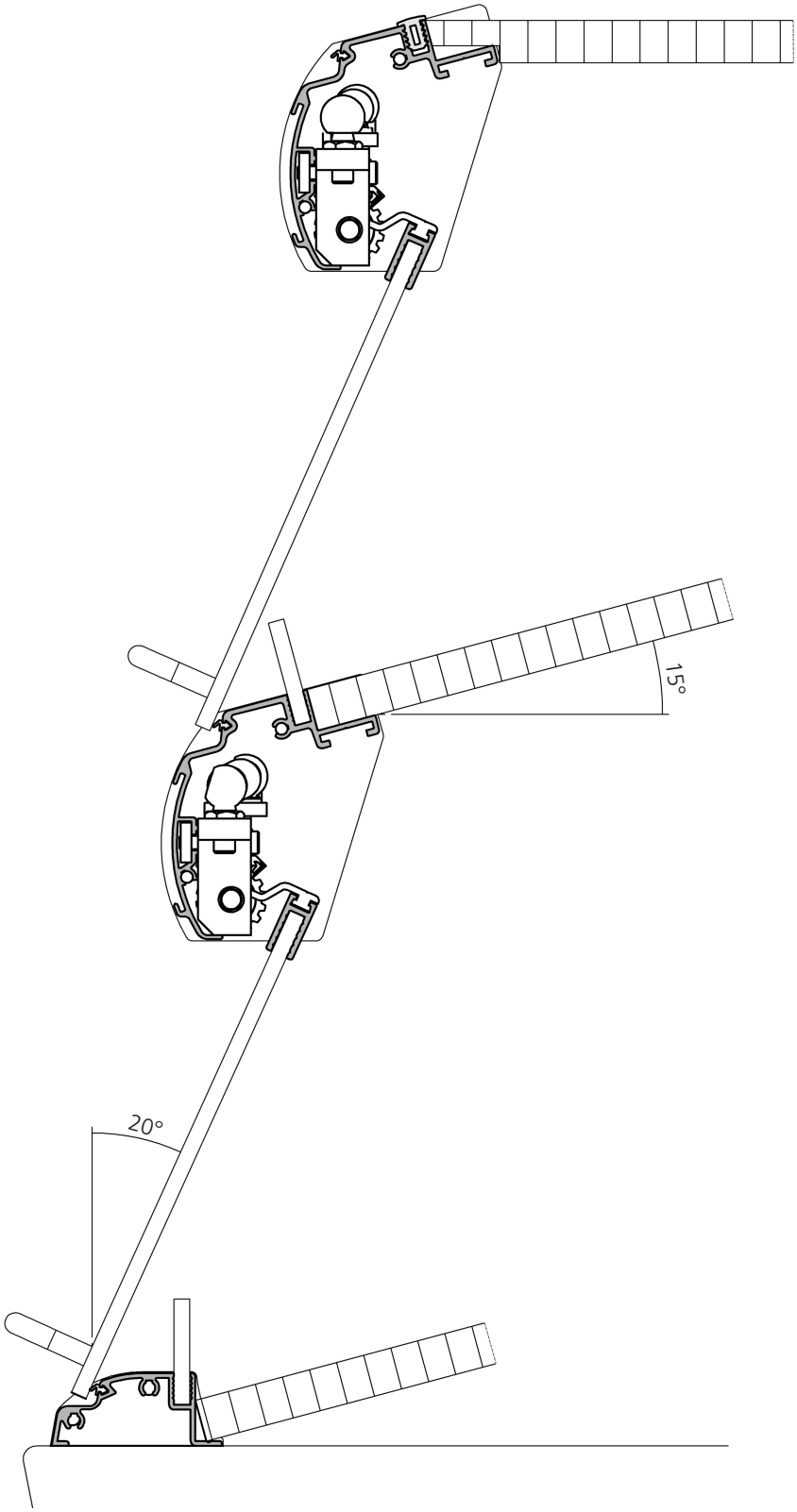

SB-Backwarenregal Ⓤ
Self service bakery shelf Ⓤ

530

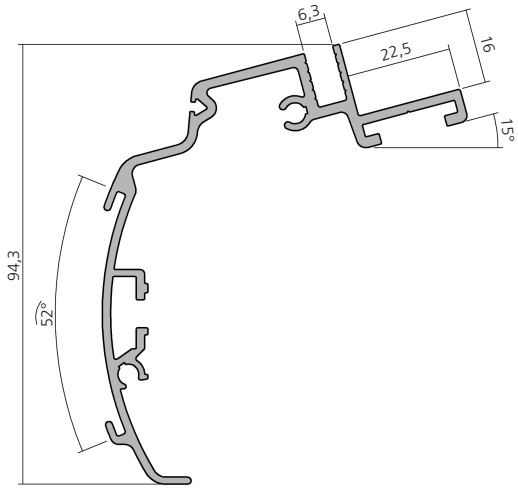

Beleuchtungsblende, Aluminium — 6000 mm — **17085**
Light shield

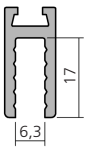

Glashalteprofil, Aluminium — 6000 mm — **17086**
Glass holding profile

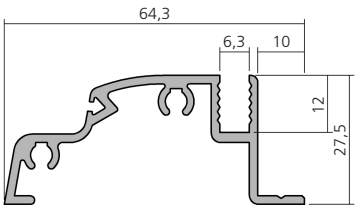

Anschlagprofil, Aluminium — 6000 mm — **17084**
Stop profile

Dichtungsgummi, EPDM schwarz — **22004**
Sealing rubber, EPDM black

Abdeckprofil, TPE grau — **22419**
Covering profile, TPE grey

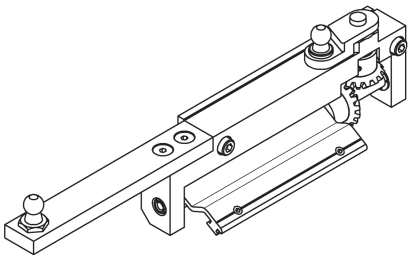

Bremsgelenk — **57401**
Brake hinge

Dämpfer ist nicht im Lieferumfang enthalten.
Damper not included in delivery.

SB-Backwarenregal Ⓤ
Self service bakery shelf Ⓤ

530

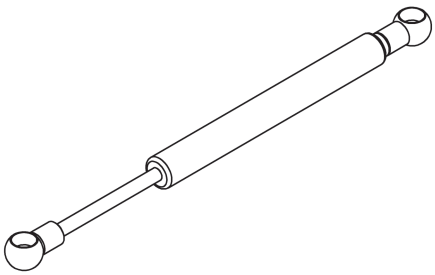

Dämpfer Damper		**57410**

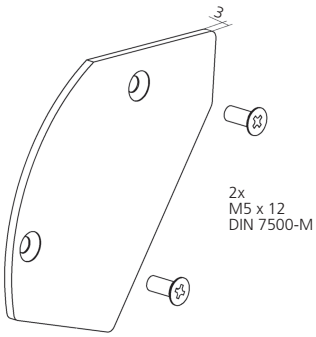

Endkappe, Aluminium End cap	rechts / right links / left	**27096** **27097**

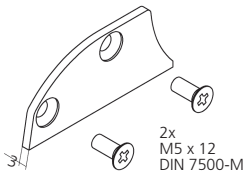

Endkappe, Aluminium End cap	rechts / right links / left	**27084** **27085**

Bohrbild 17085
Drill pattern 17085

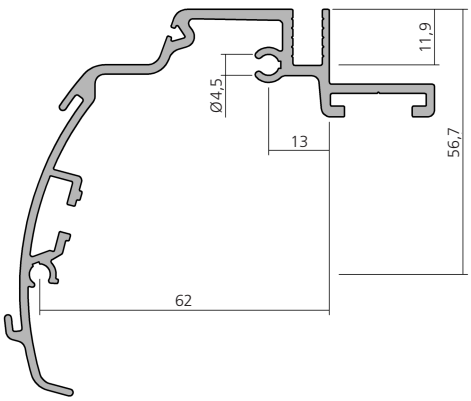

Bohrbild 17084
Drill pattern 17084

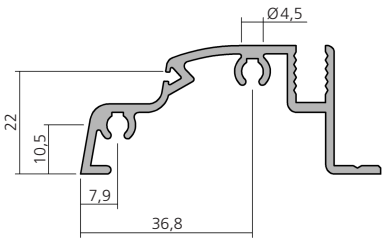

WAS Warsteiner Alu Systeme

SB-Backwarenregal
Self service bakery shelf

535

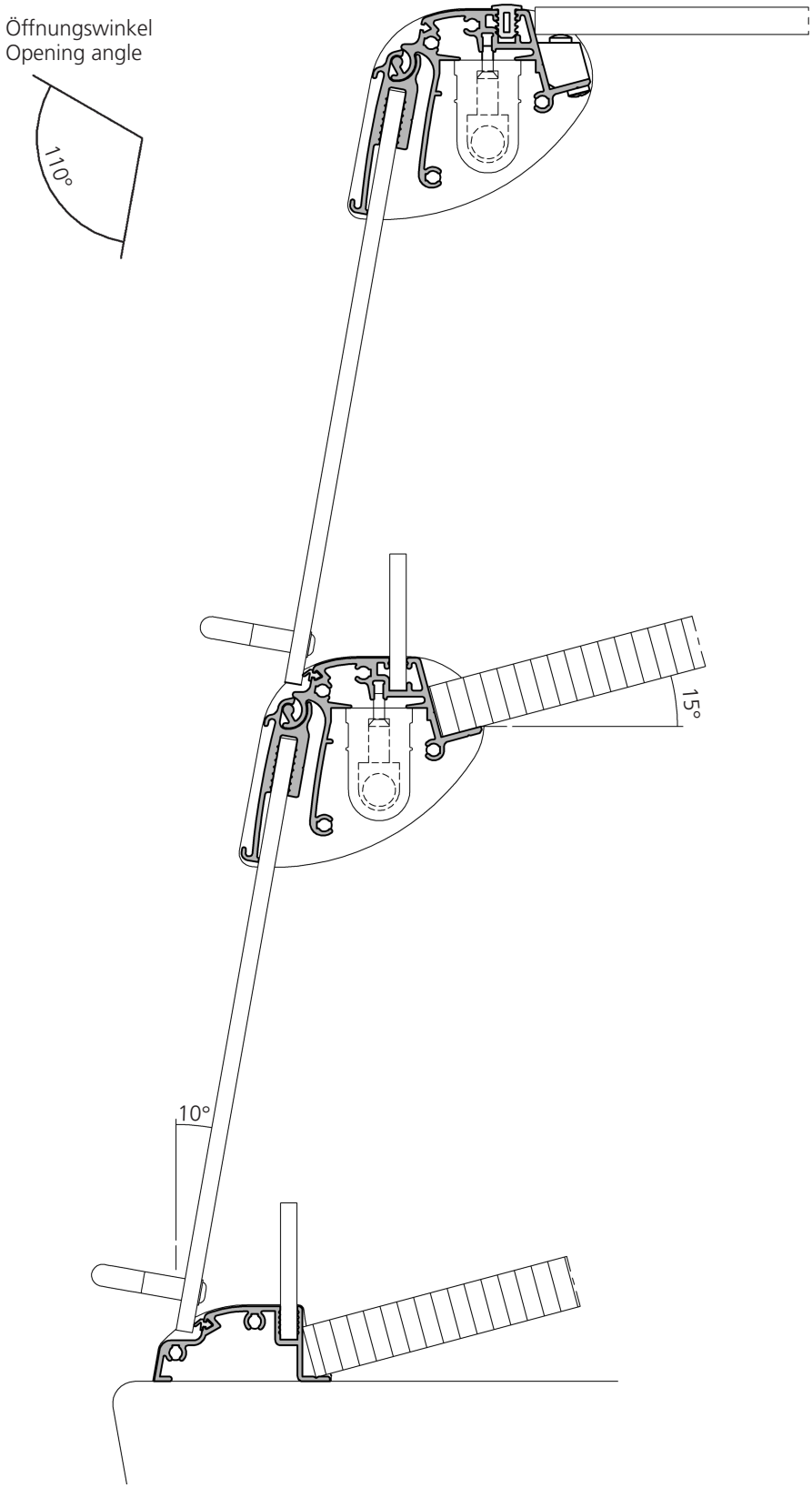

Darstellung
Image **40%**

SB-Backwarenregal
Self service bakery shelf

535

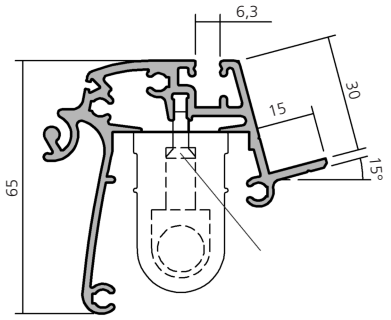

Beleuchtung und Zubehör siehe Gruppe 4 System 470
Lighting and accessories, please look at group 4 system 470

Beleuchtungsblende, Aluminium passend für Hera SlimLite CS Light shield compatible for Hera SlimLine CS	6000 mm	**17082**
Schraube M4 x 12 DIN 965 Screw M4 x 12 DIN 965	VPE 25 PU 25	**SC001**

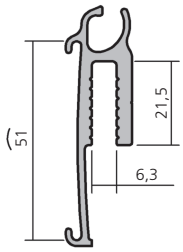

Klappenprofil, Aluminium Flap profile	6000 mm	**17083**

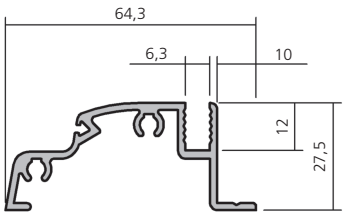

Anschlagprofil, Aluminium Stop profile	6000 mm	**17084**

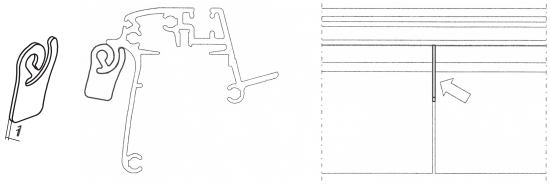

Distanzscheibe, Edelstahl Distance plate, stainless steel		**27091**

Dichtungsgummi, EPDM schwarz Sealing rubber, EPDM black		**22004**

Abdeckprofil, TPE grau Covering profile, TPE grey		**22419**

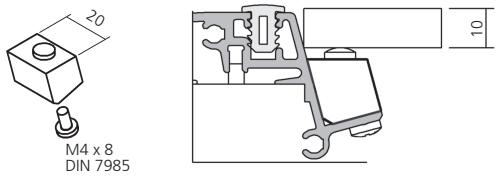

Glasauflage, Aluminium Glass support		**22808**

WAS Warsteiner Alu Systeme

SB-Backwarenregal
Self service bakery shelf

535

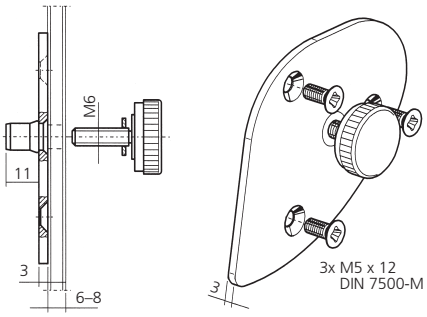

Endkappe, Aluminium
End cap

rechts / right	**27082**
links / left	**27083**

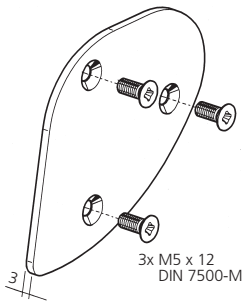

Endkappe, Aluminium
End cap

rechts / right	**27087**
links / left	**27088**

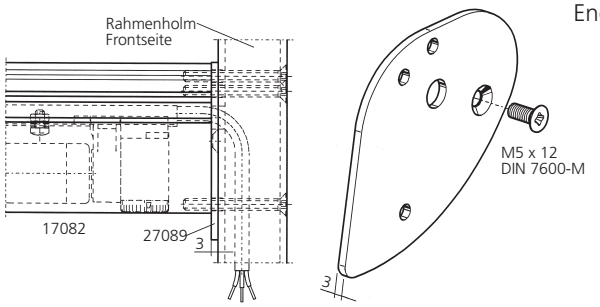

Endkappe, Aluminium
End cap

rechts / right	**27089**
links / left	**27090**

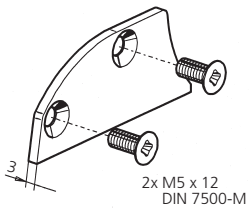

Endkappe, Aluminium
End cap

rechts / right	**27084**
links / left	**27085**

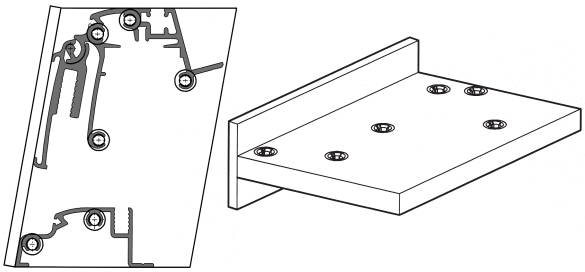

Bohrschablone
Drill jig

27086

Backblechablage
Tray rack

565

Backblechablage, Aluminium
für Bleche 600 x 400 mm

Tray rack
for trays 600 x 400 mm

57053

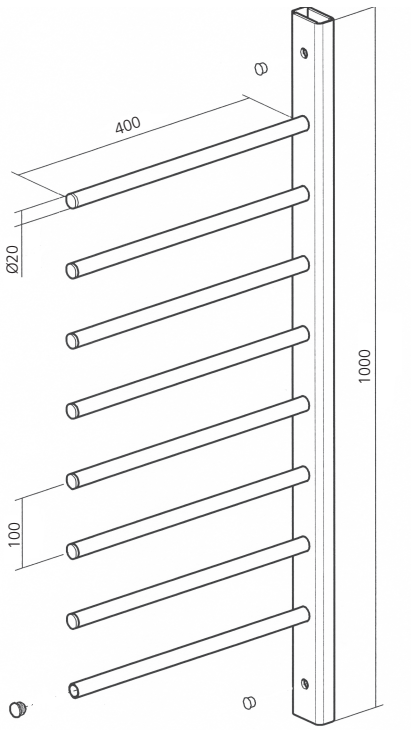

Ausstellbleche siehe Kapitel 570

Display trays see capital 570

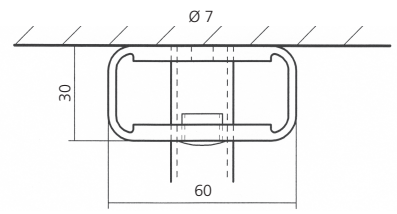

Ausstellbleche
Display trays

570

Ausstellblech – Typ A, Aluminium
Ecken verschweißt

Display trays – type A
welded corners

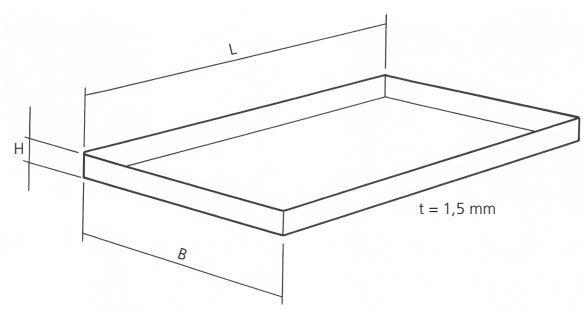

L / B / H	
400 / 200 / 10	**28643**
400 / 300 / 10	**28645**
600 / 200 / 10	**28648**
600 / 300 / 10	**28649**
600 / 400 / 10	**28650**
400 / 200 / 15	**28656**
400 / 300 / 15	**28658**
600 / 200 / 15	**28661**
600 / 300 / 15	**28662**
600 / 400 / 15	**28663**
400 / 200 / 20	**28669**
400 / 300 / 20	**28671**
600 / 200 / 20	**28674**
600 / 300 / 20	**28675**
600 / 400 / 20	**28676**

Ausstellblech – Typ B, Aluminium
eine Seite nach unten
Ecken verschweißt

Display trays – type B
one side curved downwards
welded corners

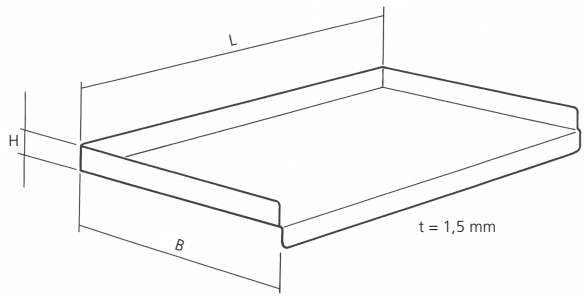

L / B / H	
400 / 200 / 10	**28721**
400 / 300 / 10	**28723**
600 / 200 / 10	**28726**
600 / 300 / 10	**28727**
600 / 400 / 10	**28728**
400 / 200 / 15	**28734**
400 / 300 / 15	**28736**
600 / 200 / 15	**28739**
600 / 300 / 15	**28740**
600 / 400 / 15	**28741**
400 / 200 / 20	**28747**
400 / 300 / 20	**28749**
600 / 200 / 20	**28752**
600 / 300 / 20	**28753**
600 / 400 / 20	**28754**

Ausstellbleche
Display trays

570

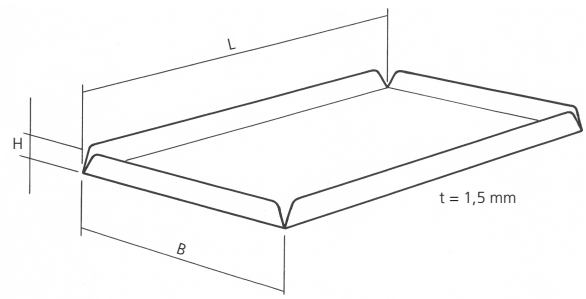

Ausstellblech – Typ C, Aluminium Ecken offen Display trays – type C open corners	L / B / H	
	400 / 200 / 10	**28799**
	400 / 300 / 10	**28801**
	600 / 200 / 10	**28804**
	600 / 300 / 10	**28805**
	600 / 400 / 10	**28806**
	400 / 200 / 15	**28812**
	400 / 300 / 15	**28814**
	600 / 200 / 15	**28817**
	600 / 300 / 15	**28818**
	600 / 400 / 15	**28819**
	400 / 200 / 20	**28825**
	400 / 300 / 20	**28827**
	600 / 200 / 20	**28830**
	600 / 300 / 20	**28831**
	600 / 400 / 20	**28832**

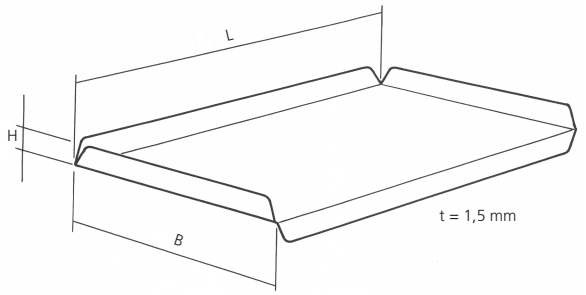

Ausstellblech – Typ D, Aluminium eine Seite nach unten Ecken offen Display trays – type D one side curved downwards open corners	L / B / H	
	400 / 200 / 10	**28877**
	400 / 300 / 10	**28879**
	600 / 200 / 10	**28882**
	600 / 300 / 10	**28883**
	600 / 400 / 10	**28884**
	400 / 200 / 15	**28890**
	400 / 300 / 15	**28892**
	600 / 200 / 15	**28895**
	600 / 300 / 15	**28896**
	600 / 400 / 15	**28897**
	400 / 200 / 20	**28903**
	400 / 300 / 20	**28905**
	600 / 200 / 20	**28908**
	600 / 300 / 20	**28909**
	600 / 400 / 20	**28910**

WAS Warsteiner Alu Systeme

Schiebetürbeschlag für Isolierglas
Sliding door armature for insulating glass

610

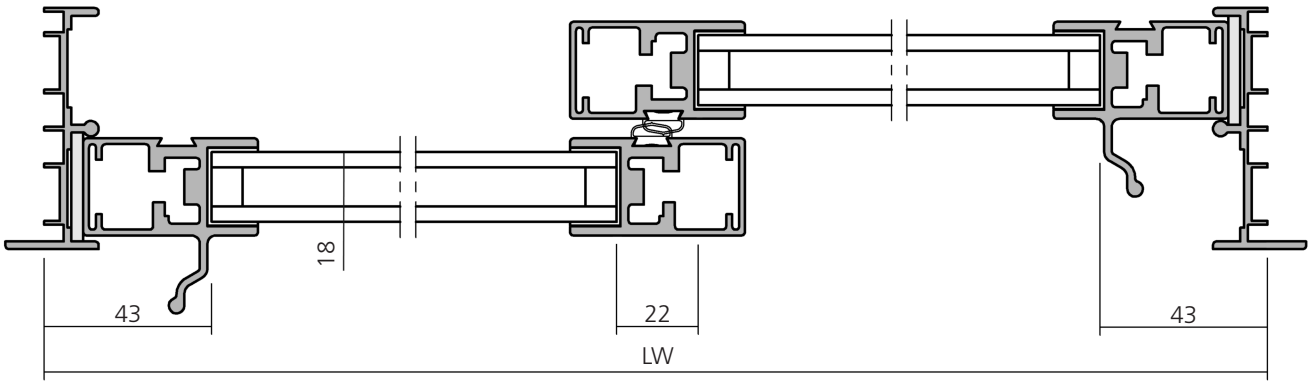

Horizontalschnitt
Horizontal cut

Darstellung
Image **50%**

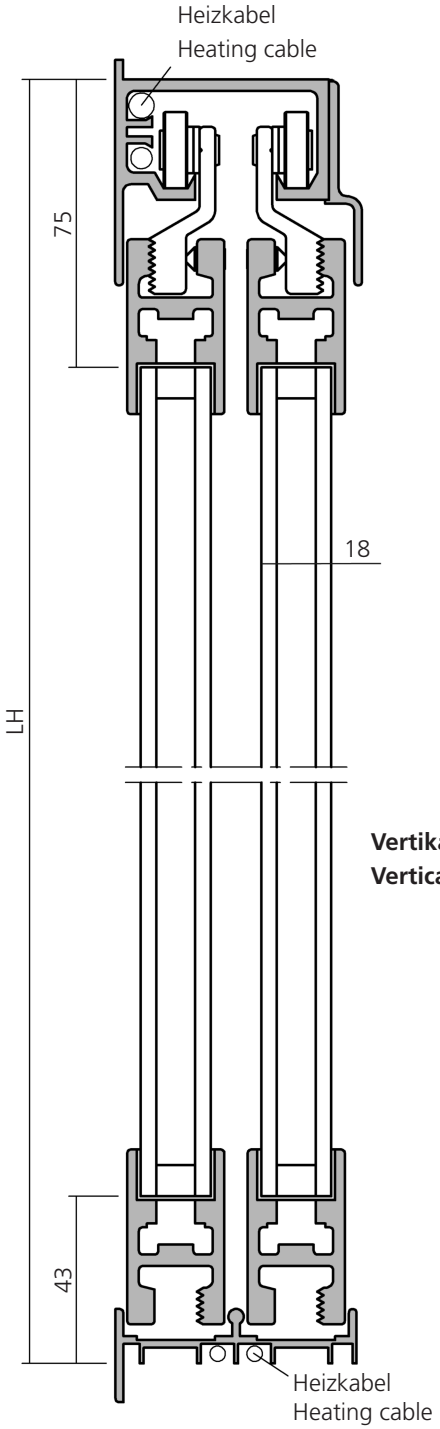

Vertikalschnitt
Vertical cut

Schiebetürbeschlag für Isolierglas
Sliding door armature for insulating glass

610

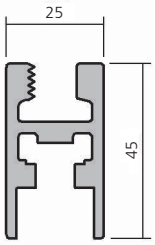

Fensterprofil, Aluminium oben/unten
Window profile top/bottom

6000 mm **14100**

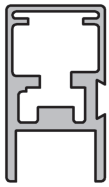

Fensterprofil , Aluminium seitlich
Window profile lateral

6000 mm **14101**

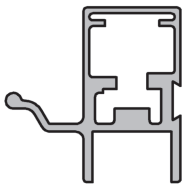

Fensterprofil, Aluminium mit Griffleiste
Window profile with grip strip

6000 mm **14106**

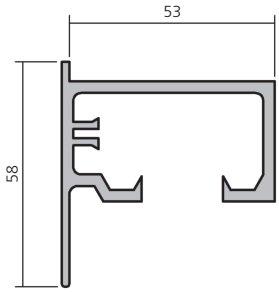

Führungsprofil, Aluminium oben
Guide profile top

6000 mm **14107**

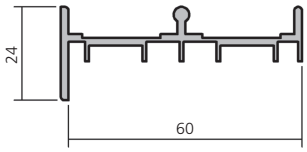

Rahmenprofil, Aluminium unten/seitlich
Frame profile, bottom/lateral

6000 mm **14103**

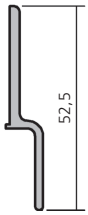

Abdeckprofil, Aluminium
Covering profile

6000 mm **14109**

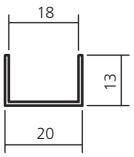

Einfaßgummi, PVC
Bordering rubber, PVC

14220

WAS Warsteiner Alu Systeme

Schiebetürbeschlag für Isolierglas
Sliding door armature for insulating glass

610

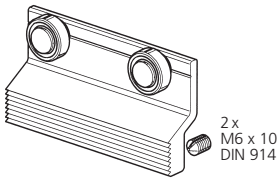

Führungsrolle **38001**
Guide roller

Tragkraft 150 N
Carrying capacity 150 N

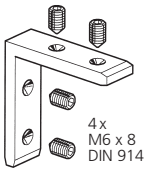

Eckwinkel **38005**
Stahl verzinkt
Corner angle
Steel galvanized

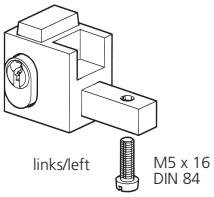

Schloss mit Gehäuse rechts/right **38010**
Lock with housing links/left **38011**

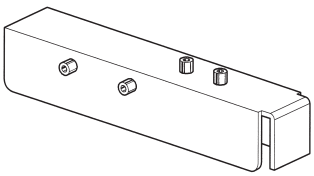

Bohrschablone **38030**
für Führungsrolle/Schloss/Eckwinkel 14100
Drill jig
for guide roller/lock/corner angle 14100

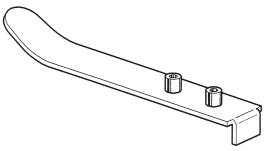

Bohrschablone **38031**
für Eckwinkel 14101
Drill jig
for corner angle 14101

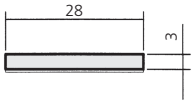

Zellpolyethylen **14205**
einseitig selbstklebend
Cellpolyethylene
one side self-adhesive

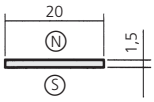

Magnetgummi **14210**
Magnetic rubber

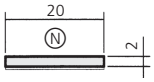

Magnetgummi **14215**
einseitig selbstklebend
Magnetic rubber
one side self-adhesive

Dichtungsgummi, Weich-PVC **14225**
Gasket, Soft-PVC

Schiebetürbeschlag für Isolierglas
Sliding door armature for insulating glass

610

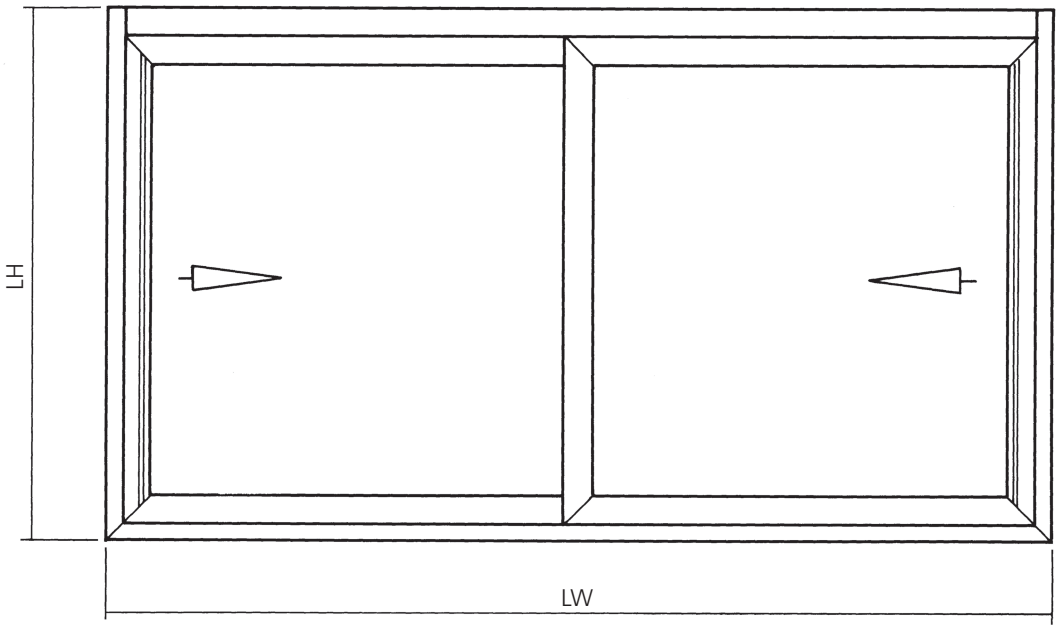

Errechnung der Glasmaße Calculation of the glass measures		
Scheibenzahl Number of glasses	Breite Width	Höhe Height
2	LW: 2 – 55 mm	LH – 120
3	LW: 3 – 44 mm	LH – 120
umlaufend 1,5 mm Luft zwischen Glas und Dichtung all around 1.5 mm space between glass and joint		

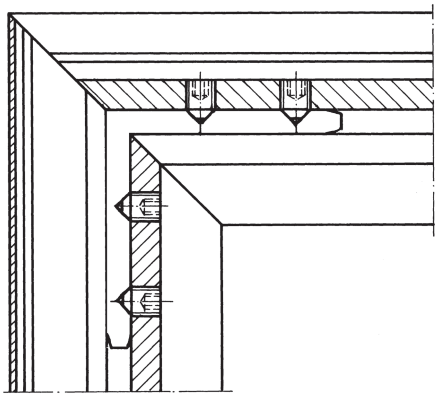

Eckwinkelmontage:
Nach dem Gehrungsschnitt mit Schablone bohren und M6 Gewinde schneiden.

Mounting of the corner angles:
After miter cut bore with drill jig and cut thread M6.

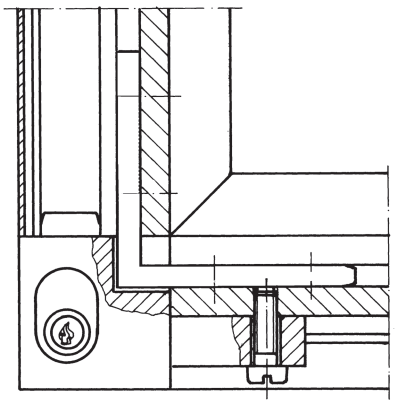

Schlossmontage:
Nach dem Gehrungsschnitt Profile um 32 mm kürzen. Im Abstand von 20 mm bohren und M5 Gewinde schneiden.

Mounting of the lock:
Shorten Profiles by 30 mm after miter cut. Bore in a distance of 20 mm and cut thread M5.

Formatschienen 30
Hanging rails 30

620

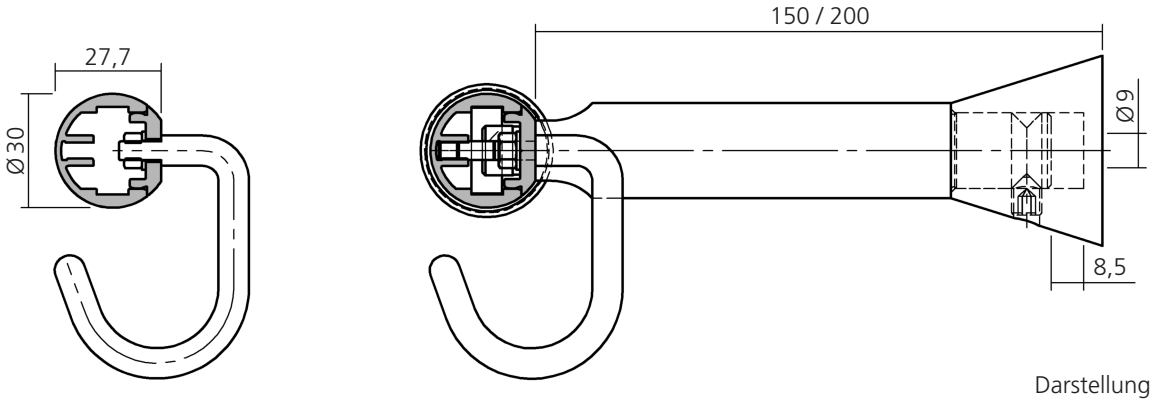

Darstellung
Image **50%**

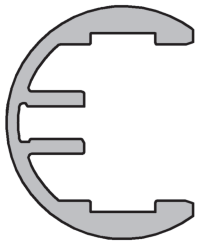	Rohrprofil, Aluminium Tube profile	6000 mm	**16873**
	Abdeckprofil, Aluminium Covering profile	6000 mm	**16874**
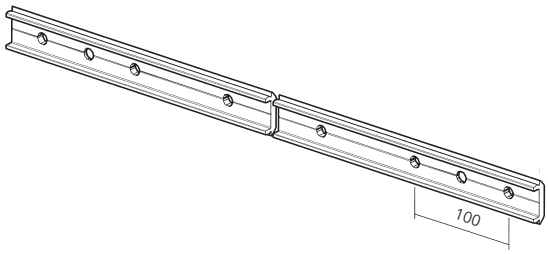	Abdeckprofil, Aluminium Covering profile	6000 mm Bohrabstand Bore distance 100 mm	**56874**
	Schraube M5 x 25 DIN 7991 alle 400 mm Screw M5x25 DIN 7991 each 400 mm	VPE 25 PU 25	**SC007**
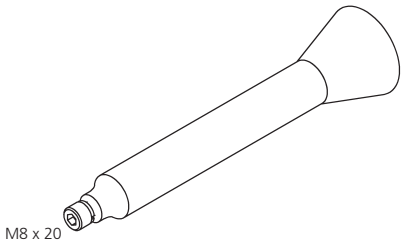	Wandbefestigung, Aluminium Wall fixing	150 mm 200 mm	**43020** **43021**

Formatschienen 30
Hanging rails 30

620

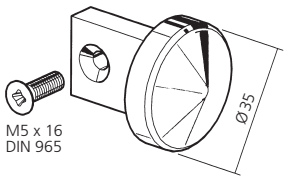

Endstück komplett, Aluminium **43026**
End fitting complete

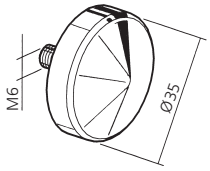

Endstück, Aluminium **43027**
End fitting

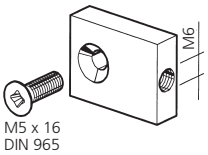

Befestigung, Aluminium **43028**
Fastening

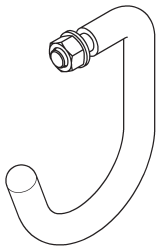

Haken, Edelstahl **43017**
Hook, stainless steel

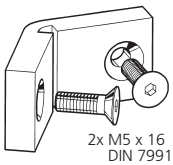

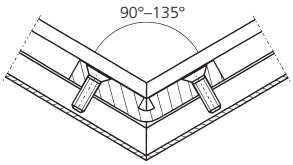

Eckverbinder, Aluminium 90° **43022**
Corner connection 120° **43023**
135° **43024**

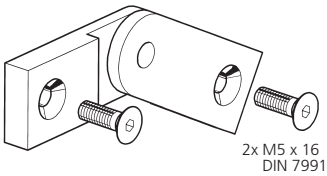

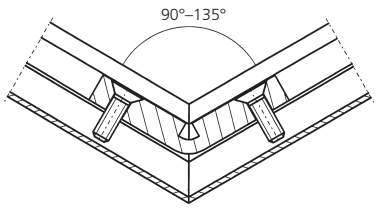

Verbinder, Aluminium **43025**
Connection

Formatschienen 30
Hanging rails 30

620

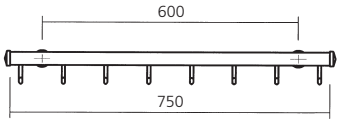

Fleischgehänge, gerade
komplett montiert
mit Wandhalter 150 mm

Meat rack, straight
completely assembled
with wall support 150 mm

43052

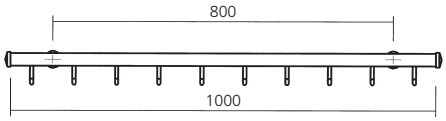

Fleischgehänge, gerade
komplett montiert
mit Wandhalter 150 mm

Meat rack, straight
completely assembled
with wall support 150 mm

43053

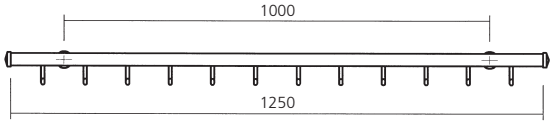

Fleischgehänge, gerade
komplett montiert
mit Wandhalter 150 mm

Meat rack, straight
completely assembled
with wall support 150 mm

43054

Formatschienen 30
Hanging rails 30

620

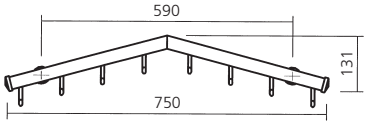

Fleischgehänge, abgewinkelt
komplett montiert
mit Wandhalter 150 mm

Meat rack, angular
completely assembled
with wall support 150 mm

43059

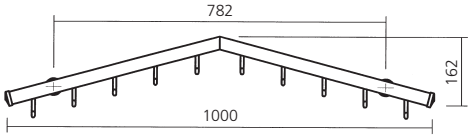

Fleischgehänge, abgewinkelt
komplett montiert
mit Wandhalter 150 mm

Meat rack, angular
completely assembled
with wall support 150 mm

43060

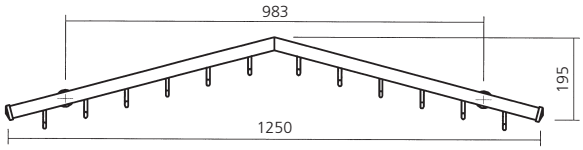

Fleischgehänge, abgewinkelt
komplett montiert
mit Wandhalter 150 mm

Meat rack, angular
completely assembled
with wall support 150 mm

43061

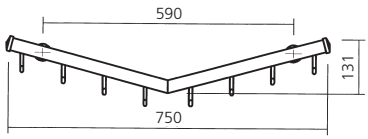

Fleischgehänge, abgewinkelt
komplett montiert
mit Wandhalter 150 mm

Meat rack, angular
completely assembled
with wall support 150 mm

43078

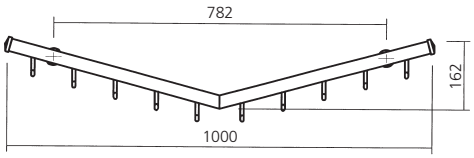

Fleischgehänge, abgewinkelt
komplett montiert
mit Wandhalter 150 mm

Meat rack, angular
completely assembled
with wall support 150 mm

43079

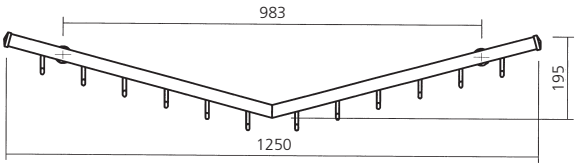

Fleischgehänge, abgewinkelt
komplett montiert
mit Wandhalter 150 mm

Meat rack, angular
completely assembled
with wall support 150 mm

43080

Formatschienen 30
Hanging rails 30

620

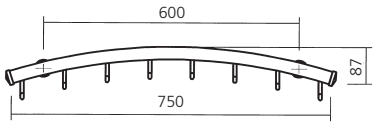

Fleischgehänge, gebogen
komplett montiert
mit Wandhalter 150 mm

Meat rack, bent
completely assembled
with wall support 150 mm

43065

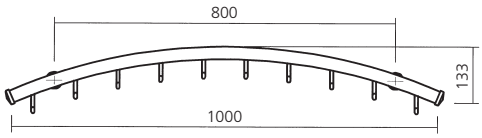

Fleischgehänge, gebogen
komplett montiert
mit Wandhalter 150 mm

Meat rack, bent
completely assembled
with wall support 150 mm

43066

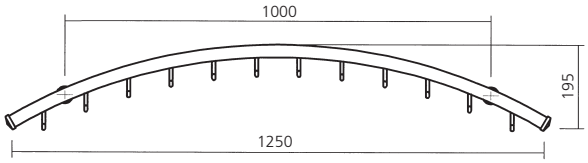

Fleischgehänge, gebogen
komplett montiert
mit Wandhalter 150 mm

Meat rack, bent
completely assembled
with wall support 150 mm

43067

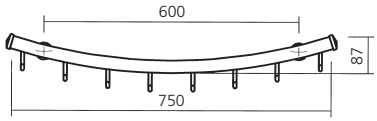

Fleischgehänge, gebogen
komplett montiert
mit Wandhalter 150 mm

Meat rack, bent
completely assembled
with wall support 150 mm

43084

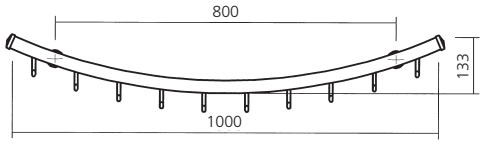

Fleischgehänge, gebogen
komplett montiert
mit Wandhalter 150 mm

Meat rack, bent
completely assembled
with wall support 150 mm

43085

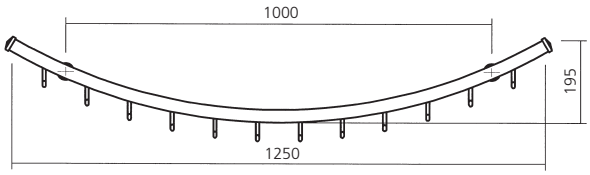

Fleischgehänge, gebogen
komplett montiert
mit Wandhalter 150 mm

Meat rack, bent
completely assembled
with wall support 150 mm

43086

Formatschienen 30
Hanging rails 30

620

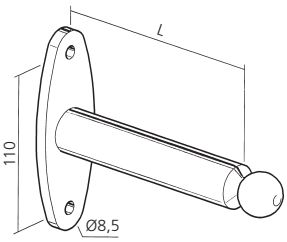

Wandhalter, Aluminium Wall support	100 mm	**43090**
	150 mm	**43071**
	200 mm	**43072**

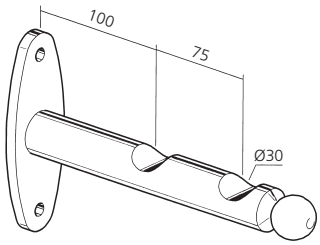

Wandhalter mit Auflage, Aluminium **43073**
Wall support with seat

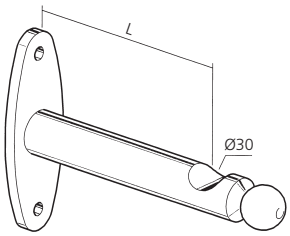

Wandhalter, Aluminium Wall support	100 mm	**43074**
	150 mm	**43075**
	200 mm	**43076**

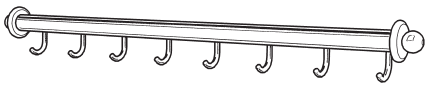

Formatschiene komplett mit Haken und Kugelabschluss	750 mm	**43091**
	1000 mm	**43092**
Hanging rail complete with hooks and ball end caps	1250 mm	**43093**

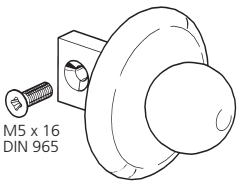

Kugelabschluss **43077**
Ball end cap

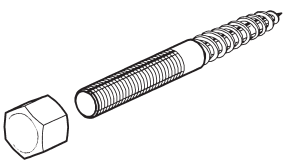

Befestigung für Wandhalter
Fastening for wall support

Stockschraube M8x80 **45170**
Hanger bolt M8x80

Hutmutter M8 **45151**
Cap nut M8

WAS Warsteiner Alu Systeme

Stellschienensystem
Mounting rail system

625

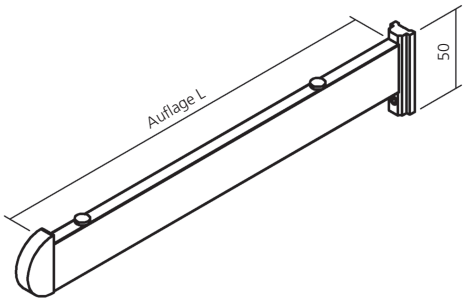

Glasbodenträger, Aluminium
Endkappe bündig

Bracket für glass shelf
end cap flush

150 mm	**51415**
200 mm	**51416**
250 mm	**51417**
300 mm	**51418**
nach Angabe to indication	**51419**

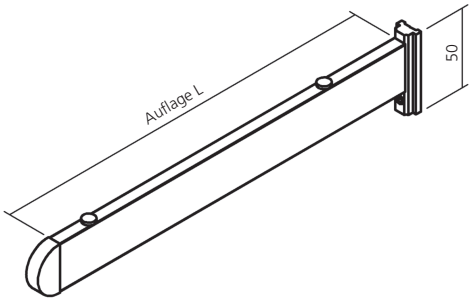

Glasbodenträger, Aluminium
Endkappe überstehend
für 8 mm Glas

Bracket für glass shelf
end cap overlying
for 8 mm glass

150 mm	**51453**
200 mm	**51454**
250 mm	**51455**
300 mm	**51456**
nach Angabe to indication	**51457**

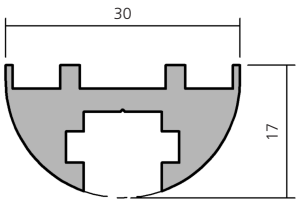

Stellschiene, Aluminium
alle 300 mm gebohrt

Mounting rail
drilled every 300 mm

6000 mm **16818**

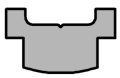

Einlegeprofil, Aluminium

Insert profile

6000 mm **16820**

Abdeckprofil, Hard-PVC

Covering profile

6000 mm **22430**

Anschlaggummi, Gummi schwarz

Rubber stop, rubber black

22431

Warsteiner Alu Systeme

Stellschienensystem
Mounting rail system

625

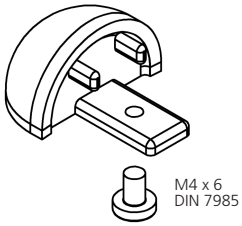

Endkappe, Druckguß **51426**
End cap, die cast

Rechteckrohr, Aluminium 6000 mm **17035**
Rectangular tube

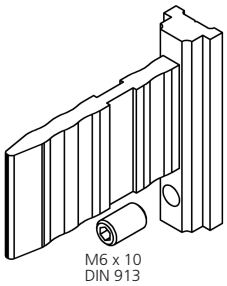

Trägerbefestigung, Aluminium **51440**
Bracket fastening

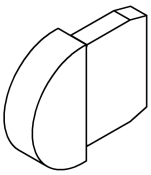

Endkappe bündig, Aluminium **51442**
End cap flush

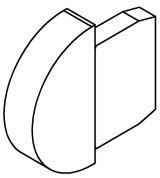

Endkappe überstehend, Aluminium **51441**
End cap overlying

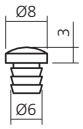

Glasbodenauflage, Kunststoff **51249**
Support of glass, plastic

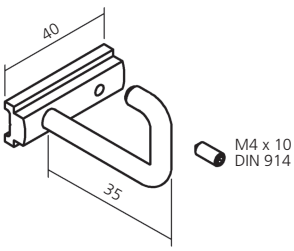

Abrißtütenhalter, Aluminium **51424**
Support for tear - off bags

WAS Warsteiner Alu Systeme

Stellschienen und Träger
Mounting rails and brackets

630

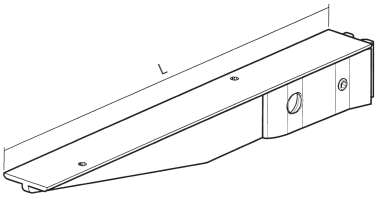

Profilträger ohne Nase, Aluminium Profile bracket without nose max. Belastung 40 kg max. load 40 kg	150 mm 200 mm 250 mm 300 mm 350 mm 400 mm 450 mm	**57150** **57151** **57152** **57153** **57154** **57155** **57156**

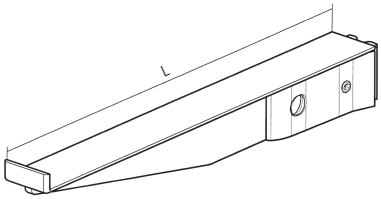

Profilträger mit Nase, Aluminium Profile bracket with nose max. Belastung 40 kg max. load 40 kg	150 mm 200 mm 250 mm 300 mm 350 mm 400 mm 450 mm	**57160** **57161** **57162** **57163** **57164** **57165** **57166**

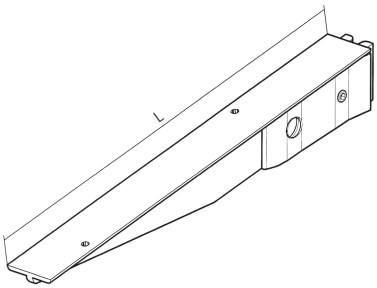

Profilträger 10° ohne Nase, Aluminium Profile bracket 10° without nose max. Belastung 40 kg max. load 40 kg	150 mm 200 mm 250 mm 300 mm 350 mm 400 mm 450 mm	**57170** **57171** **57172** **57173** **57174** **57175** **57176**

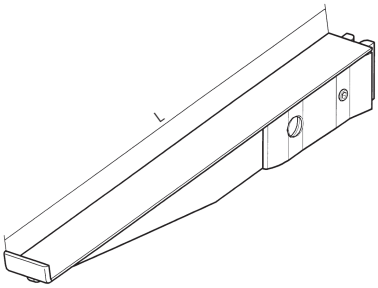

Profilträger 10° mit Nase, Aluminium Profile bracket 10° with nose max. Belastung 40 kg max. load 40 kg	150 mm 200 mm 250 mm 300 mm 350 mm 400 mm 450 mm	**57180** **57181** **57182** **57183** **57184** **57185** **57186**

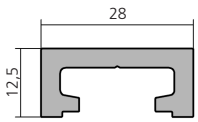

Stellschiene, Aluminium Mounting rail	ungebohrt not drilled	6000 mm	**16749**
	gebohrt und versenkt drilled and countersunk		**56749**

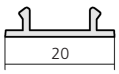

Abdeckprofil, Hart-PVC Covering profile, Hard-PVC	6000 mm	**12122**

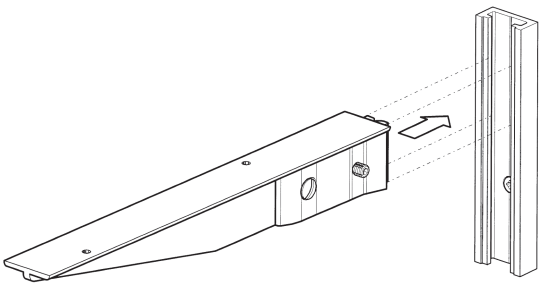

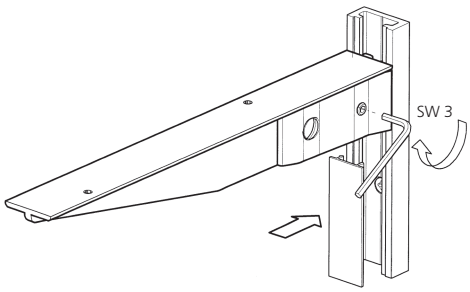

Glashalter
Glass supports

635

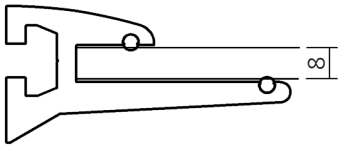

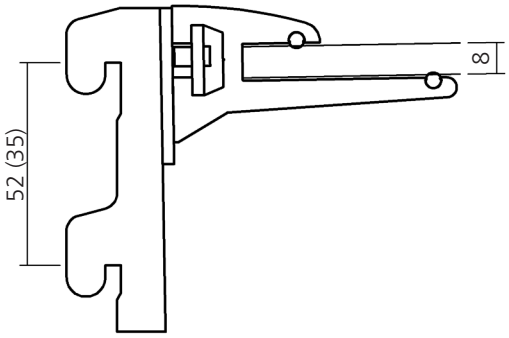

Darstellung
Image **50%**

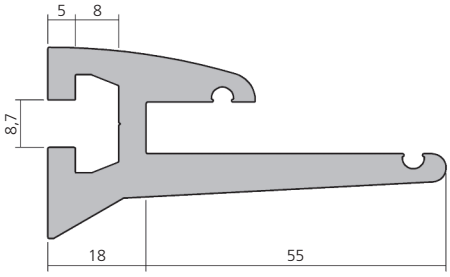

Glashalteprofil, Aluminium Glass support profile	6000 mm	**16848**

Rundschnur, Weich-PVC Cord, Soft-PVC	4 mm	**00535**

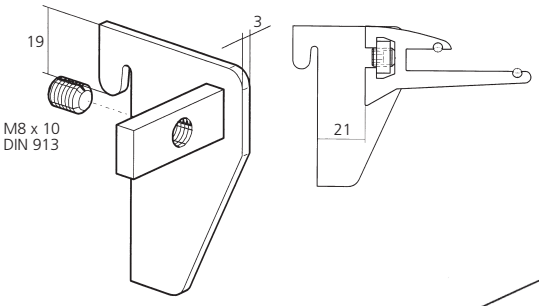

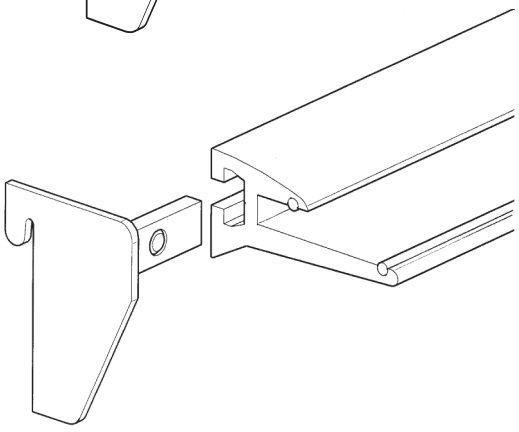

Haken für 16848, Stahl Hook for 16848, Steel	rechts/right links/left	**70116** **70117**

Glashalter
Glass supports

635

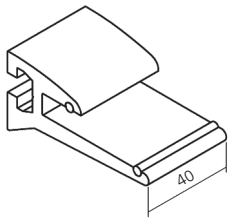

Glashalter, Aluminium
ungebohrt

Glass support
undrilled

29017

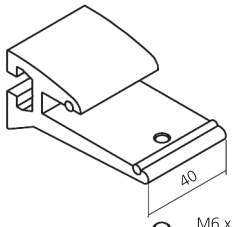

M6 x 8
DIN 551
Kunststoff / plastic

Glashalter, Aluminium
ungebohrt – mit Verstellschraube

Glass support
undrilled – with adjusting screw

29010

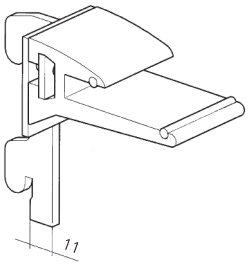

Glashalter, Aluminium
mit Haken, Folge 50 mm

Glass support,
with hook, perforation 50 mm

29020

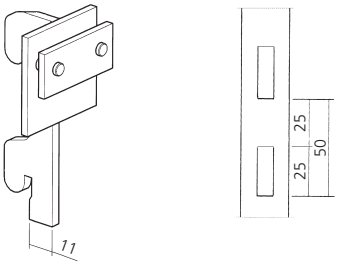

Haken, Folge 50 mm

Hook, perforation 50 mm

29022

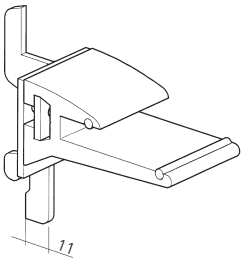

Glashalter, Aluminium
mit Haken, Folge 35 mm

Glass support
with hook, perforation 35 mm

29029

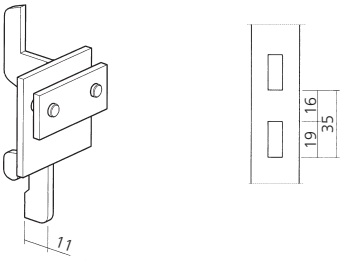

Haken, Folge 35 mm

Hook, perforation 35 mm

29032

Glashalter
Glass supports

635

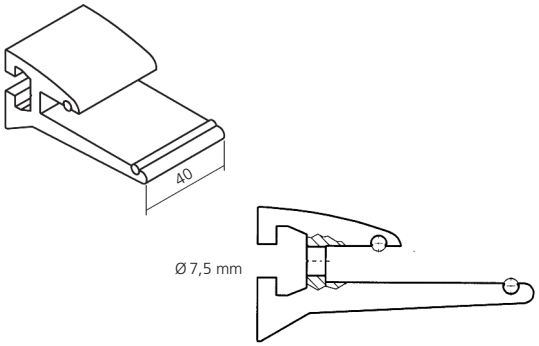

Glashalter, Aluminium **29015**
gebohrt

Glass support
drilled

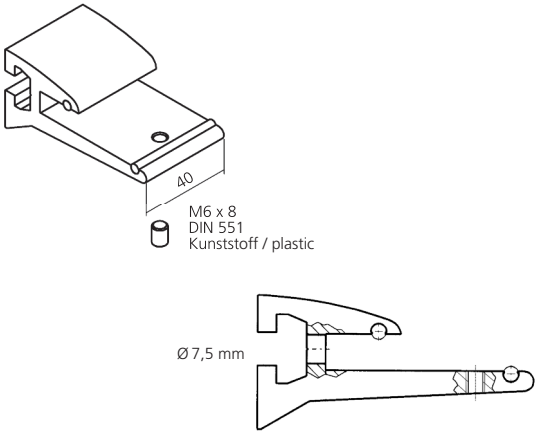

Glashalter, Aluminium **29009**
gebohrt – mit Verstellschraube

Glass support
drilled – adjusting screw

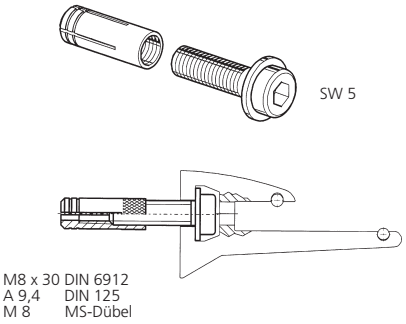

Befestigungssatz **29016**

Fixing set

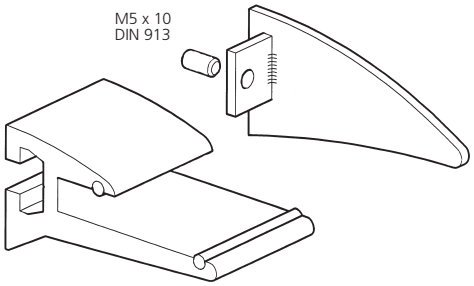

Endkappe, Aluminium rechts/right **29040**

End cap links/left **29041**

Glashalter
Glass supports

636

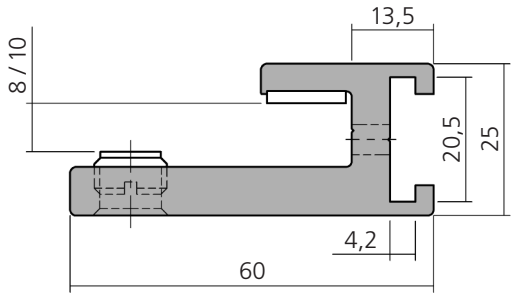

Darstellung
Image **80%**

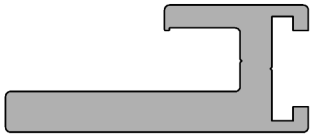	Glashalteprofil, Aluminium Glass support profile	6000 mm	**16847**
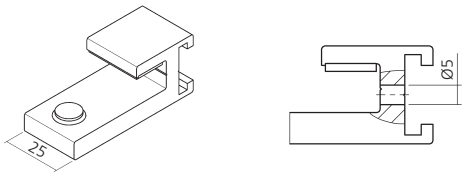	Glashalter 25 mm, Aluminium Glass support		**29050**
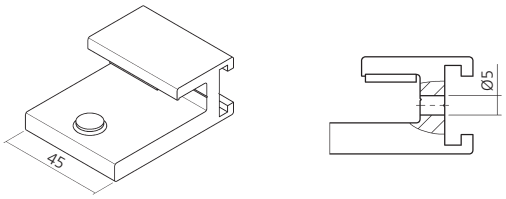	Glashalter 45 mm, Aluminium Glass support		**29055**
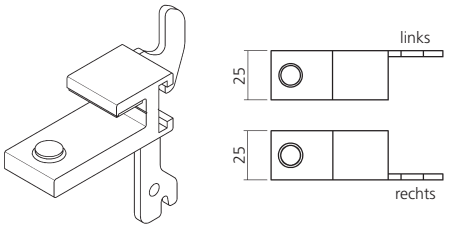	Glashalter 25 mm, Aluminium mit Haken, Folge 50 mm Glass support with hook, perforation 50 mm	rechts/right links/left	**29060** **29061**
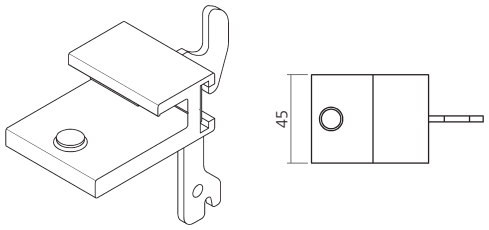	Glashalter 45 mm, Aluminium mit Haken, Folge 50 mm Glass support with hook, perforation 50 mm		**29065**
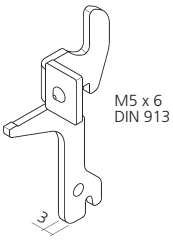	Haken, Folge 50 mm Hook, perforation 50 mm	rechts/right links/left	**29089** **29090**

Glashalter
Glass supports

636

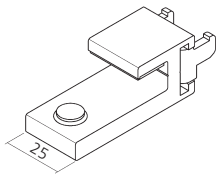

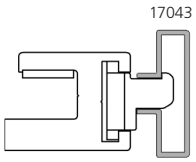

Glashalter 25 mm, Aluminium **29070**
für Profil 17043

Glass support
for profile 17043

Haken, für Profil 17043 **29092**

Hook, for profile 17043

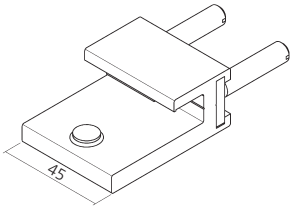

Glashalter 45 mm, Aluminium **29080**
mit Stiftbefestigung

Glass support
with pin fixing

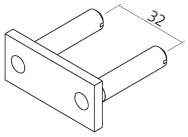

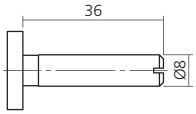

Stiftbefestigung **29091**

Pin fixing

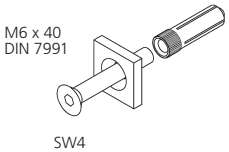

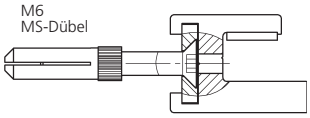

Befestigungssatz **29093**
für Wandmontage

Fixing set
for wall installation

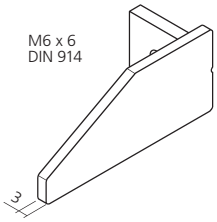

Endkappe, Aluminium rechts/right **29085**
links/left **29086**

End cap

Taschenablage
Bag Shelf

640

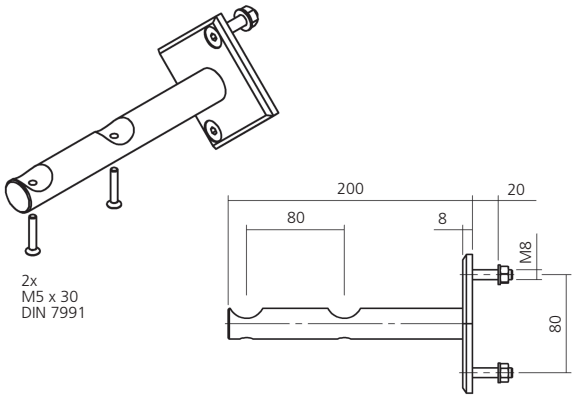

Konsole Ø 25 mm, Aluminium — 200 mm — **27001**
Console Ø 25 mm

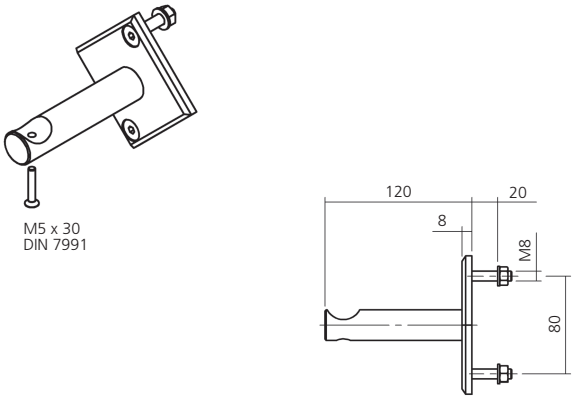

Konsole Ø 25 mm, Aluminium — 120 mm — **27002**
Console Ø 25 mm

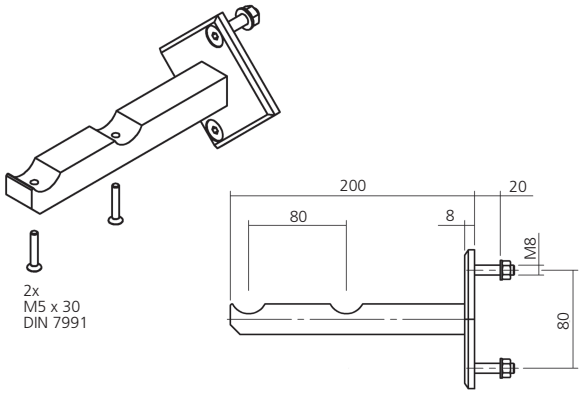

Konsole 25 x 25 mm, Aluminium — 200 mm — **27003**
Console 25 x 25 mm

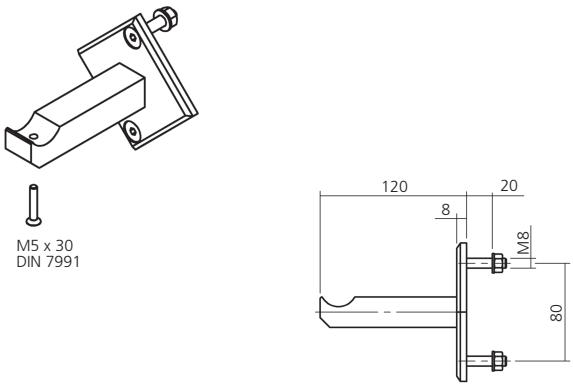

Konsole 25 x 25 mm, Aluminium — 120 mm — **27004**
Console 25 x 25 mm

Taschenablage
Bag Shelf

640

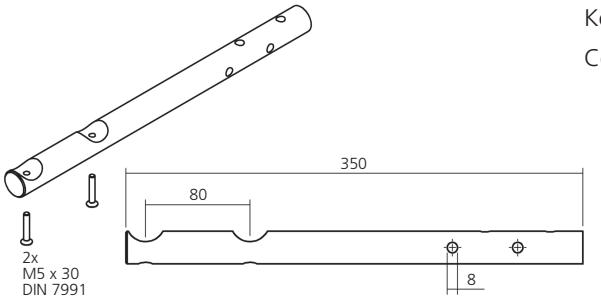

Konsole Ø 25 mm, Aluminium — 350 mm — **27005**
Console Ø 25 mm

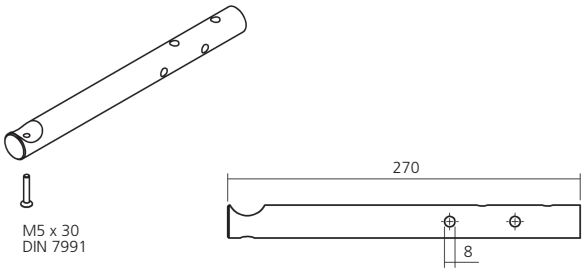

Konsole Ø 25 mm, Aluminium — 270 mm — **27006**
Console Ø 25 mm

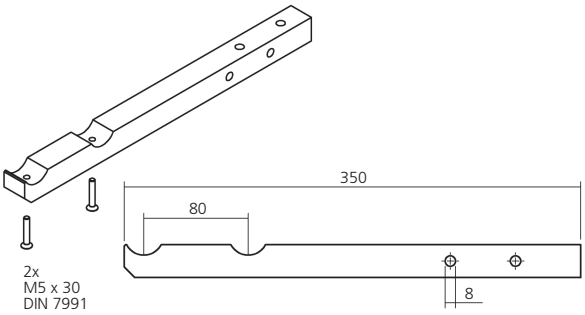

Konsole 25 x 25 mm, Aluminium — 350 mm — **27007**
Console 25 x 25 mm

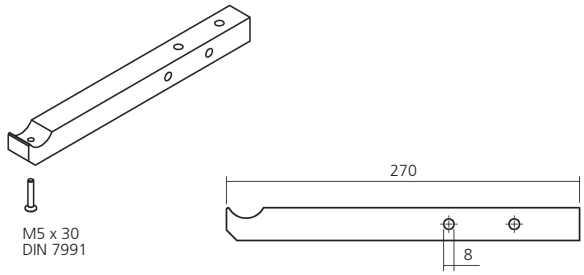

Konsole 25 x 25 mm, Aluminium — 270 mm — **27008**
Console 25 x 25 mm

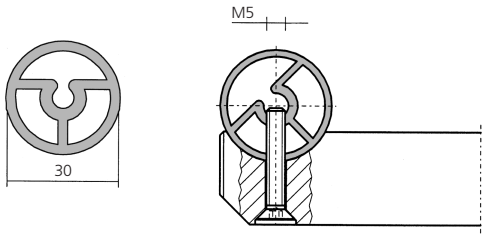

Profil, Aluminium — 6000 mm — **17044**
Profile

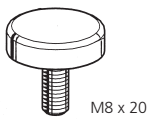

Abschlusskappe, Aluminium — **20455**
End cap

Verkleidungsprofile
Covering profiles

645

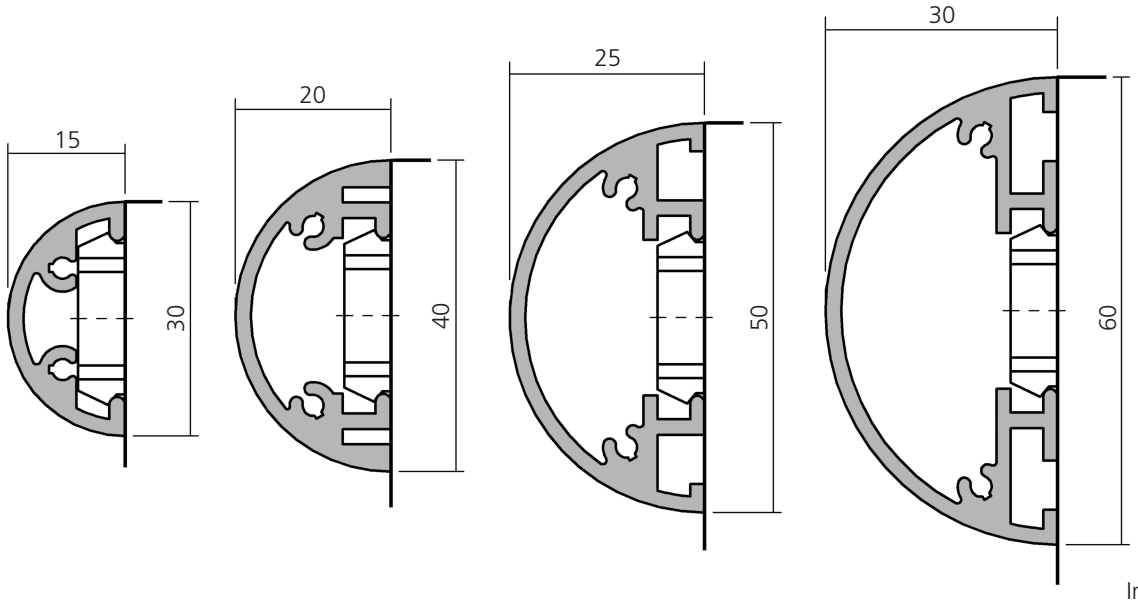

Darstellung
Image **100%**

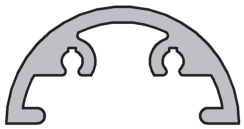

Halbrundprofil 30 mm, Aluminium — 6000 mm — **17073**
Half round profile

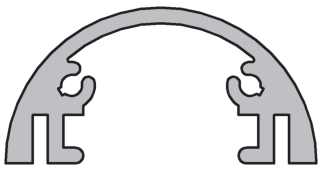

Halbrundprofil 40 mm, Aluminium — 6000 mm — **17074**
Half round profile

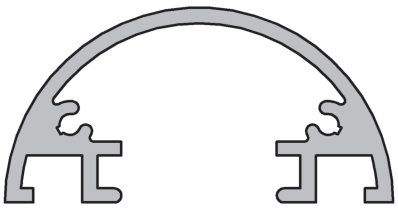

Halbrundprofil 50 mm, Aluminium — 6000 mm — **17075**
Half round profile

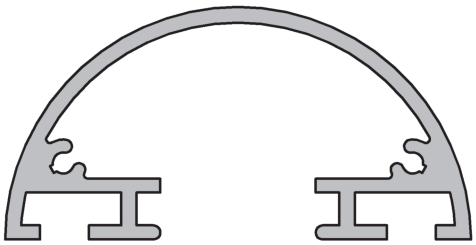

Halbrundprofil 60 mm, Aluminium — 6000 mm — **17076**
Half round profile

Verkleidungsprofile
Covering profiles

645

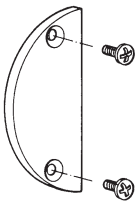

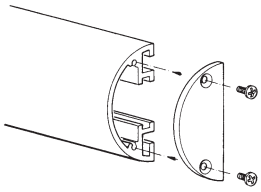

Endkappe, Aluminium End cap	30 mm	**24073**
	40 mm	**24074**
	50 mm	**24075**
	60 mm	**24076**

Detailansicht
Detailed view

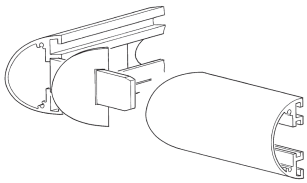

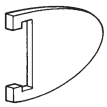

Eckblech 30, Aluminium ohne Verbinder Corner plate 30 without connection	90°	**23700**
	120°	**23701**
	135°	**23702**

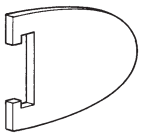

Eckblech 40, Aluminium ohne Verbinder Corner plate 40 without connection	90°	**23703**
	120°	**23704**
	135°	**23705**

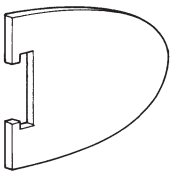

Eckblech 50, Aluminium ohne Verbinder Corner plate 50 without connection	90°	**23706**
	120°	**23707**
	135°	**23708**

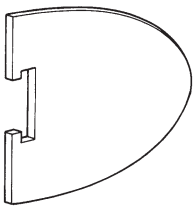

Eckblech 60, Aluminium ohne Verbinder Corner plate 60 without connection	90°	**23709**
	120°	**23710**
	135°	**23711**

WAS Warsteiner Alu Systeme

Verkleidungsprofile
Covering profiles

645

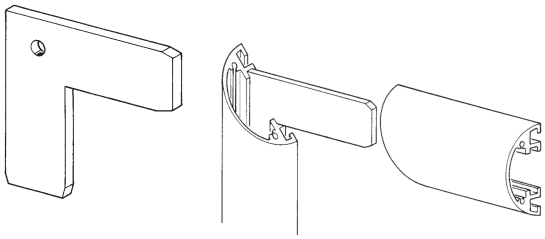

Eckwinkel, Aluminium
Corner angle

für/for 17074–75–76	**23712**
für/for 17073	**23718**

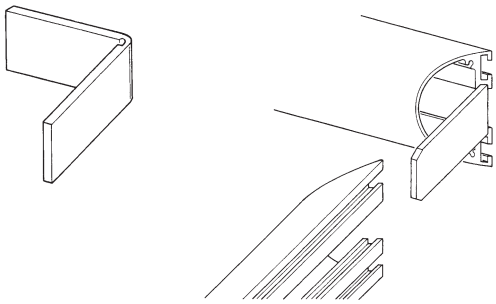

Eckverbinder, Aluminium
Corner connection

für/for 17074–75–76	
90°	**23713**
120°	**23714**
135°	**23715**
150°	**23716**
für/for 17073	
90°	**23735**
120°	**23731**
135°	**23732**
150°	**23733**

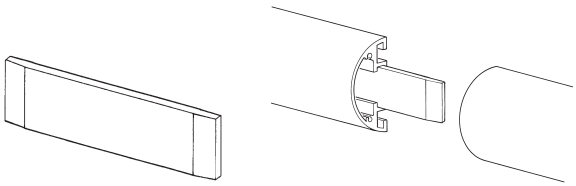

Verbinder, Aluminium
Connection

für/for 17074–75–76	**23717**
für/for 17073	**23734**

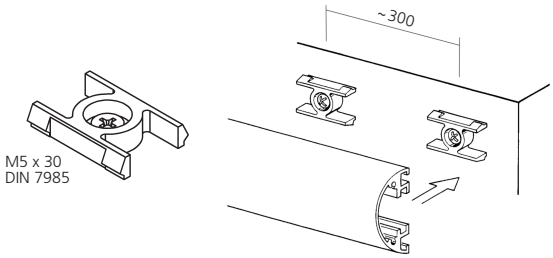

Verbindungsclip, Kunststoff
Connection clip, plastic

22405

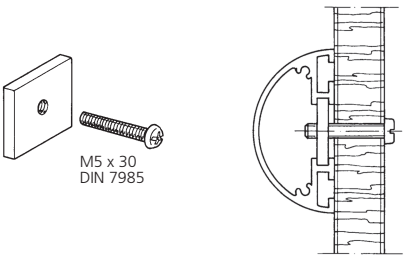

Klemmstück, Aluminium
Clamping piece

für/for 17074–75–76	**23719**
für/for 17073	**23721**

Wandverkleidungen
Wallcoverings

650

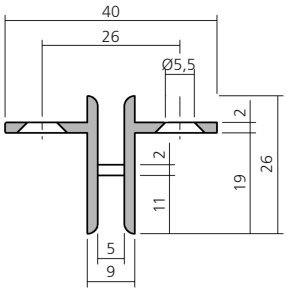

Rasterschiene, Aluminium
Slotted rail

6000 mm	
50 mm	**12161**
35 mm	**12166**

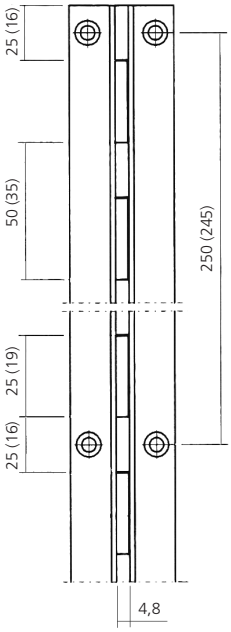

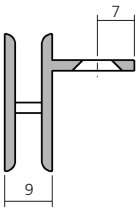

Rasterschiene, Aluminium
Slotted rail

6000 mm	
50 mm	**12171**
35 mm	**12167**

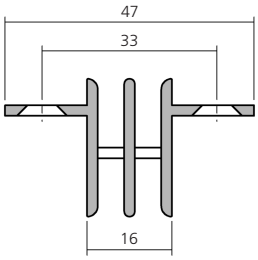

Rasterschiene, Aluminium
Slotted rail

6000 mm	
50 mm	**12177**
35 mm	**12176**

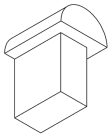

Endkappe für Rasterschienen
End cap for slotted rail

24078

Rasterschiene für Stromschiene
Slotted rail for low voltage track system

651

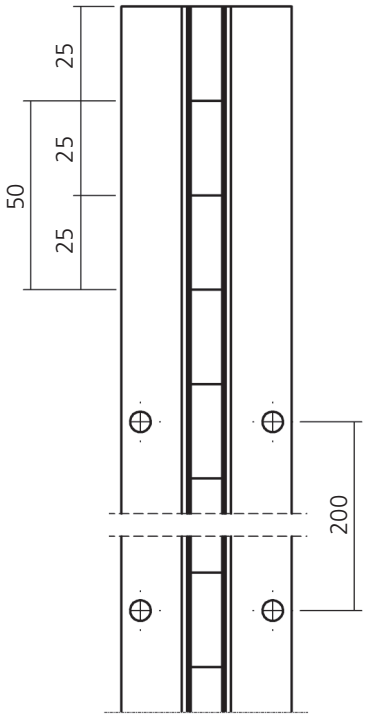

Darstellung
Image **50%**

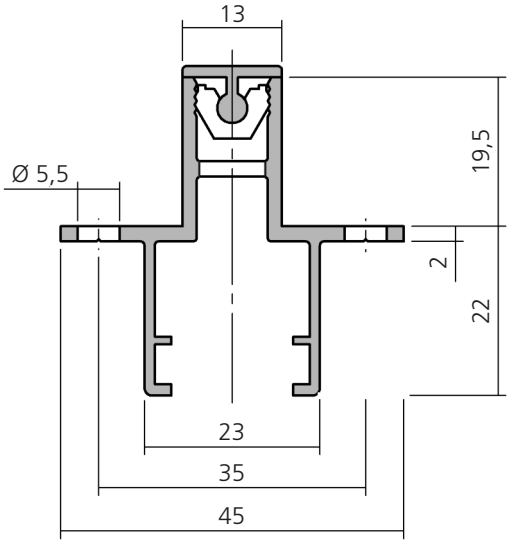

Darstellung
Image **100%**

Rasterschiene, Aluminium Slotted rail	6000 mm 50 mm	**12186**

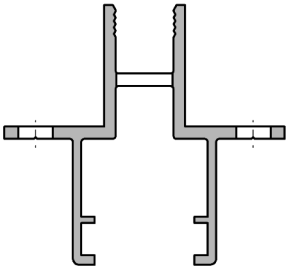

Abdeckprofil, Aluminium Covering profile	3000 mm	**17036**

Profilverbindung, Kunststoff Profile connection, plastic	4 / m - VPE 25 4 / m - PU 25	**22433**



Rasterschiene für Stromschiene
Slotted rail for low voltage track system

651

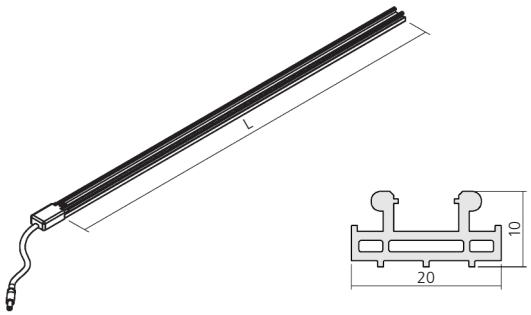

Stromschiene 24 V
mit Anschlußstecker

Low voltage track system 24 V
with connecting plug

L	
2000 mm	**22452**
3000 mm	**22453**

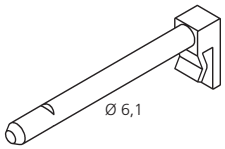

Sicherungsstift
für Stromschiene

Safety pin
for low voltage track system

22455

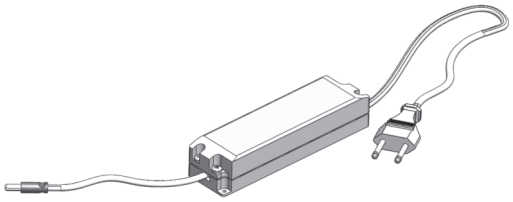

Trafo 24 V DC
2000 mm Zuleitung

Trafo 24 V DC
2000 mm supply lead

60 W	**22458**
96 W	**22459**

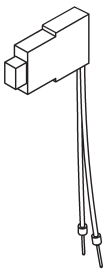

Stecker

Plug

22456

Lamellenprofil
Lamella profile

655

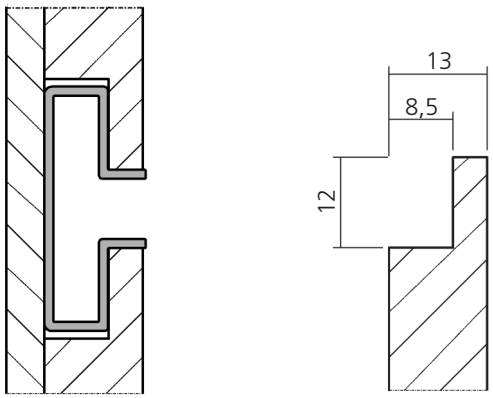

Darstellung
Image **100%**

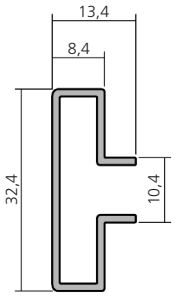

Lamellenprofil, Aluminium — 6000 mm — **17043**
Lamella profile

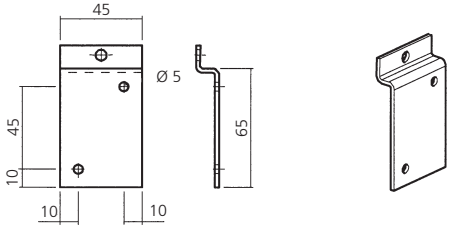

Hakenteil, Stahl verchromt — **72054.75**
Hook, steel chrome plated

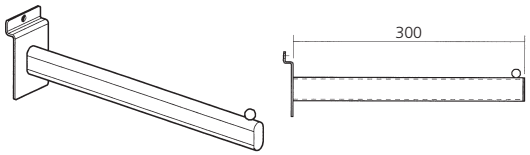

Abhängearm, Stahl verchromt — **72068.75**
Flachovalrohr 30 x 15 mm
Display arm, straight, steel chrome plated
flat oval tube 30 x 15 mm

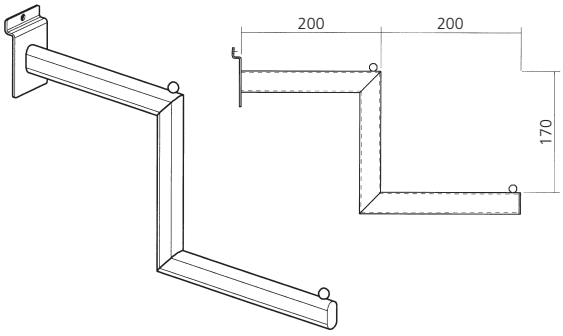

Stufenarm, Stahl verchromt — **72067.75**
Flachovalrohr 30 x 15 mm
Display arm, stepped, steel chrome plated
flat oval tube 30 x 15 mm

Lamellenprofil
Lamella profile

655

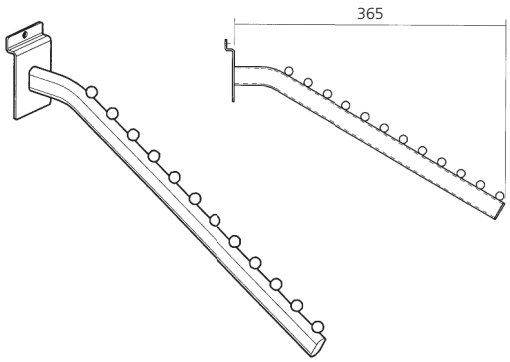

Schrägabhänger, Stahl verchromt
Flachovalrohr 25 x 12 mm

Displayarm, inclined, steel chrome plated
flat oval tube 30 x 15 mm

72065.75

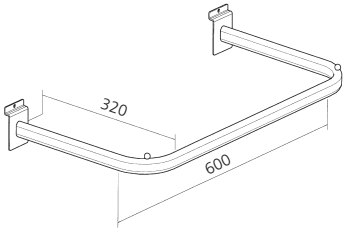

Frontalrahmen, Stahl verchromt
Flachovalrohr 30 x 15 mm

Front frame, steel chrome plated
flat oval tube 30 x 15 mm

72050.75

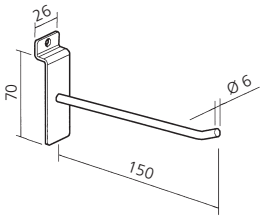

Universalhaken, Stahl verchromt
Universal display hook,
steel chrome plated

50 mm	**72070.75**
100 mm	**72071.75**
150 mm	**72072.75**
200 mm	**72073.75**
250 mm	**72074.75**
300 mm	**72075.75**

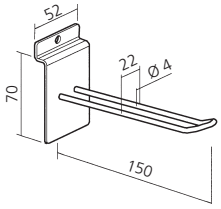

Doppelhaken, Stahl verchromt
Double display hook,
steel chrome plated

100 mm	**72057.75**
150 mm	**72058.75**
200 mm	**72059.75**
250 mm	**72060.75**
300 mm	**72061.75**

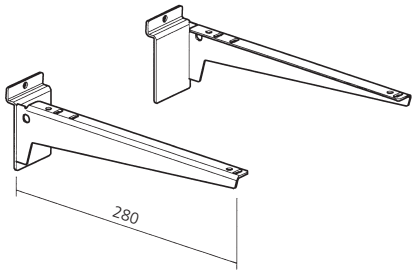

Träger, Stahl RAL 9007
für Holz-/Glasboden

Support, steel RAL 9007
for wood-/glass shelf

	Paar / pair
180 mm	**72077.80**
230 mm	**72079.80**
280 mm	**72081.80**
330 mm	**72083.80**
380 mm	**72085.80**

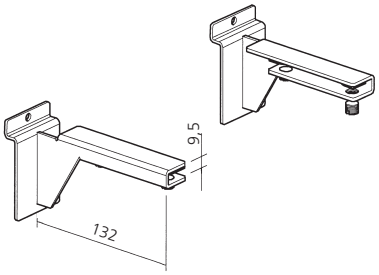

Träger, Stahl verchromt
für 6–8 mm Glas
incl. 2 Kunststoffschrauben

Support, steel chrome plated
for 6–8 mm glass
incl. 2 plastic screws

Paar / pair **72063.75**

Glasbordprofil
Glass shelf profile

660

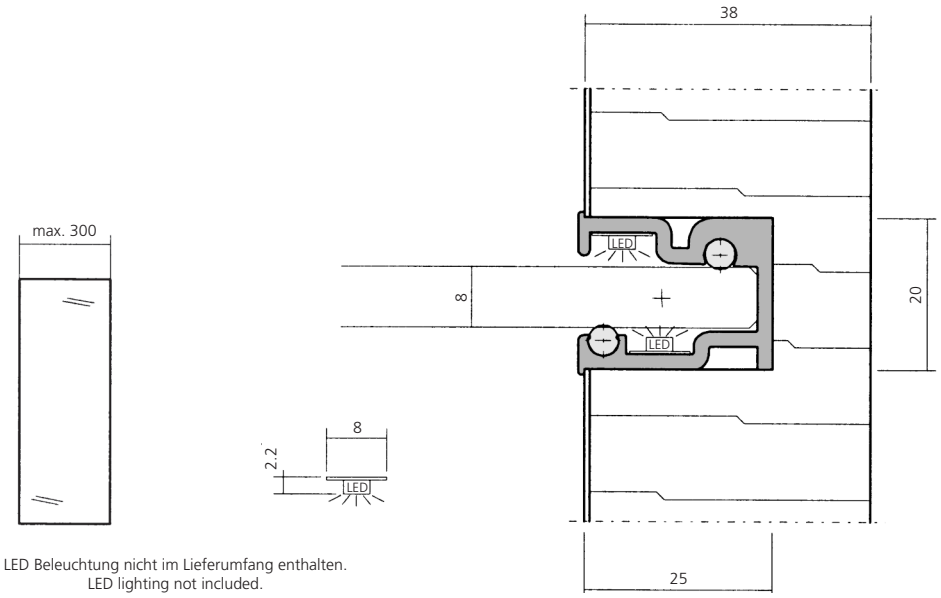

LED Beleuchtung nicht im Lieferumfang enthalten.
LED lighting not included.

Darstellung
Image **100%**

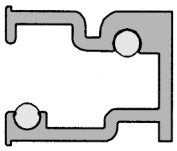

Rundschnur 00535 im Lieferumfang enthalten.
Cord 00535 included in delivery.

Glasbordprofil, Aluminium Glass shelf profile	6000 mm	**17050**

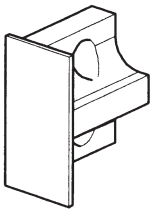

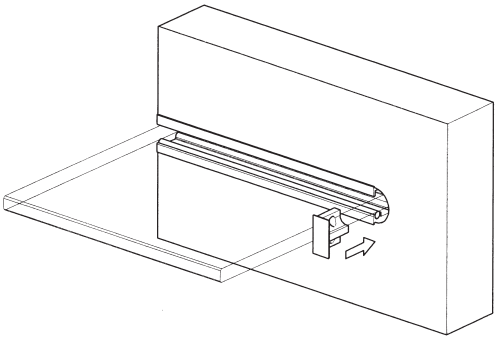

Endkappe, Aluminium End cap	**24096**

Glasbordprofil
Glass shelf profile

660

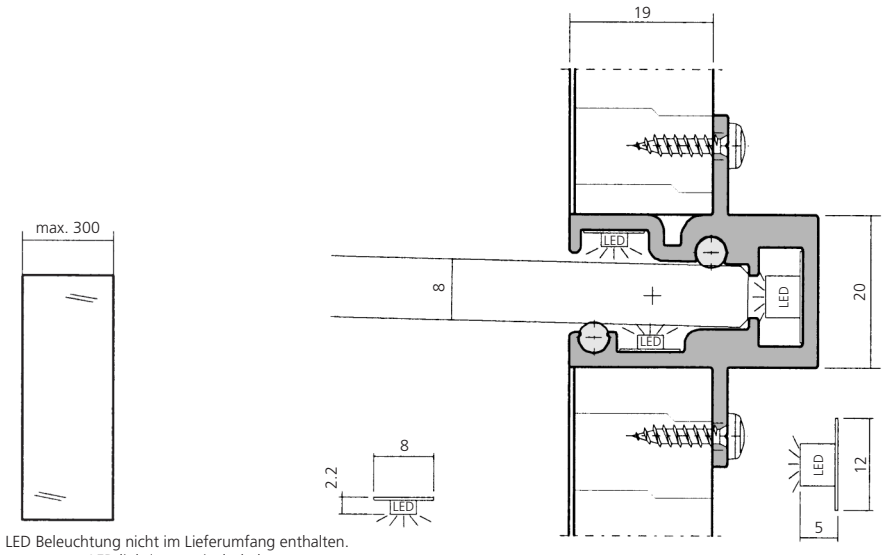

LED Beleuchtung nicht im Lieferumfang enthalten.
LED lighting not included.

Darstellung
Image **100%**

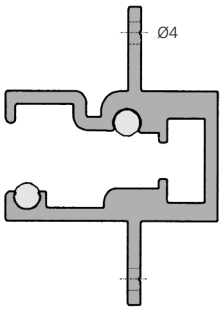

Rundschnur 00535 im Lieferumfang enthalten.
Cord 00535 included in delivery.

Glasbordprofil, Aluminium
Glass shelf profile

6000 mm **17051**
Bohrabstand
Bore distance
250 mm

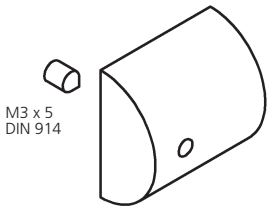

Endkappe, Aluminium **24070**
End cap

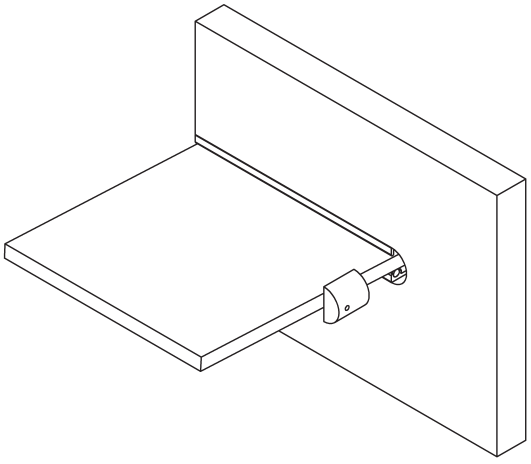

Glasbordprofil
Glass shelf profile

660

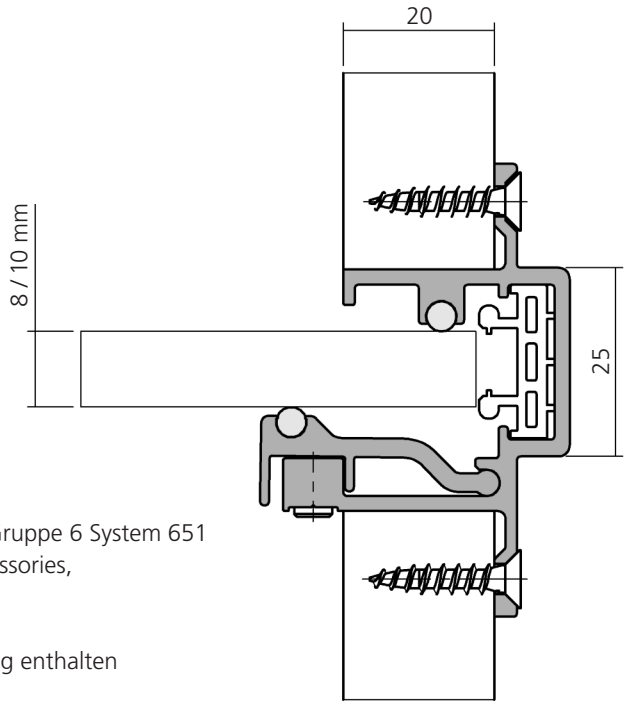

Stromschiene und Zubehör siehe Gruppe 6 System 651
Low voltage track system and accessories,
please look at group 6 system 651

Rundschnur 00535 im Lieferumfang enthalten
Cord 00535 included in delivery

Darstellung
Image **100%**

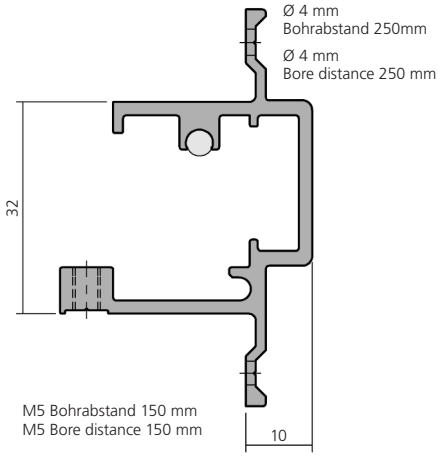

Glasbordprofil, Aluminium Adjustment profile	6000 mm	**17052**
Schraube M5 x 8 DIN 913 Screw M5 x 8 DIN 913	VPE 25 PU 25	**SC012**

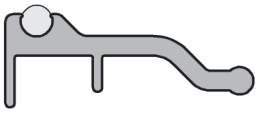

Einstellprofil, Aluminium Glass shelf profile	6000 mm	**17053**