Assembly Recommendations

1. Welding of the profile of the slide that goes to the side of the drawer

It is essential to carry out the process by welding point to point, as indicated in the following diagram, and not in line, since the profile tends to open.



2. Mounting width (gap between cabinet and drawer).

For an optimal performance, it is recommended to respect a gap of 18.5mm on each side of the drawer

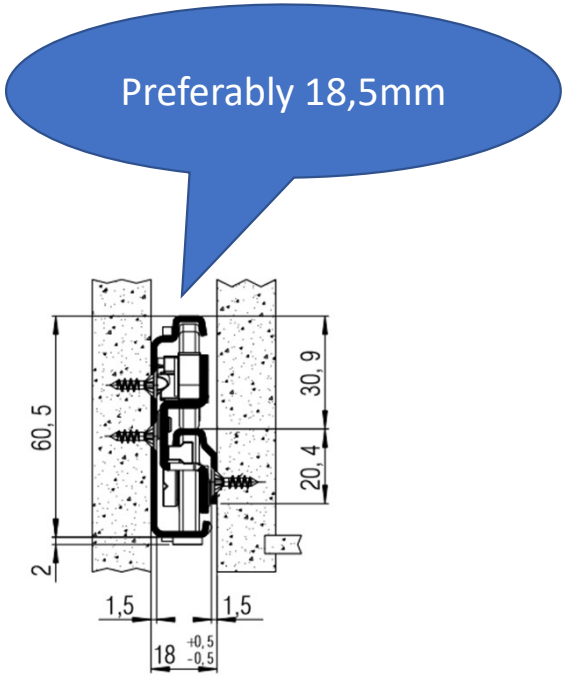

3. Damper mounting.

As we have experienced, the mounting of the damper is not always done correctly, which causes wrong performance, breakage and prevents the slide from closing properly.



Bring the damper to the lower end, insert it into the profile and press.

Attention!!. The pin has to perfectly fit into the slot.

The pin is out of the slot and as a result the damper does not work.