www.bravoinox.com

Bravo® inox

MATRICE DELLA QUALITA'

Innovative spirit and advanced technology

Bravo Inox opera con un'esperienza più che ventennale nel settore dello stampaggio profondo di acciaio inox, rivestendo un ruolo di leadership a livello internazionale. Consolidata realtà nel mercato, riafferma nel mondo i concetti chiave del Made in Italy, offrendo qualità e servizio a 360°. Bravo Inox propone alla clientela un ventaglio completo di prodotti in acciaio, ampiamente personalizzabili, e realizza prodotti su misura tecnicamente elevati, destinati a soddisfare le più diverse esigenze produttive.

Bravo Inox has been operating and gaining experience in the deep drawing of stainless steel for more than 20 years and plays a leading role at an international level. It has a consolidated position on the market and is reasserting world-wide the key concepts of the Made in Italy label, providing 360° of quality and service. Bravo Inox offers its customers a complete range of steel products, which can be fully customised, and realises high-tech made-to-measure products, which will satisfy an extremely wide range of production needs.

We make your dreams come true

Bravo® inox

MATRICE DELLA QUALITA'

LA NOSTRA AZIENDA

The company

L'organizzazione, il cuore pulsante della nostra attività

The organization, at the heart of our business

Completezza del servizio, del prodotto, dell'offerta: così Bravo Inox intende rispondere ad un mercato che necessita di partner solidi e affidabili, di collaboratori specializzati con cui fare squadra nello studio e nella soddisfazione di ogni esigenza relativa a componenti in acciaio stampato per i propri prodotti.
Alle competenze ormai collaudate Bravo Inox aggiunge lo spirito innovativo che permette di soddisfare appieno le esigenze dei clienti; alla tecnologia più avanzata aggiunge la creatività che rende possibile la realizzazione di prodotti su misura e su richiesta; alla presenza internazionale in più di 60 Paesi aggiunge la qualità di un servizio tempestivo e l'assistenza più competente.

A complete service, product and offer: this is how Bravo Inox responds to a market which needs solid, reliable partners and specialised collaborators for the high-level teamwork needed to study and satisfy every product requirement relative to deep drawn steel components.
But Bravo Inox has added an innovative spirit to its time-tested technical competence and this makes complete satisfaction of its customers' needs possible. Bravo Inox has added creativity to the highest level of technological know-how in order to manufacture made-to-measure products on demand. Not only is Bravo Inox present on the international market in 60 countries, it also adds quality to a timely service and really competent assistence.

Attraverso una solida organizzazione, professionale e qualificata, segue il cliente dall'analisi del disegno alla scelta dell'attrezzatura, fino alla realizzazione e finitura del prodotto. La progettazione e la costruzione degli stampi, attività interne al gruppo Bravo Inox, completano la filiera produttiva, potenziando la capacità di servire il cliente dalla A alla Z.

Through solid, professional and qualified organization, Bravo Inox follows its customers from the design analysis stage, through the choice of equipment, to the realisation and finishing of the product. The design and manufacture of the molds, all activities which are carried out within the Bravo Inox group, complete the production chain, thus increasing its ability to serve the customer from A to Z.

La produzione, il punto di forza della nostra azienda

Production, the strength of our company

Bravo Inox si propone al mercato con un parco macchine all'avanguardia, costantemente aggiornato all'innovazione tecnologica, che annovera presse idrauliche fino a 3000 tonnellate di capacità, forni di ricottura, taglio laser in 3D, robot di saldatura, vaste linee di assemblaggio ed un reparto di lucidatura che comprende il decapaggio chimico automatizzato, la finitura spazzolata, la burattatura a sfere e a da oggi anche una nuova linea per la finitura con tecnologia elettrolitica. Grazie alla sua esperienza, capacità, qualità del prodotto e del servizio, affidabilità e incessante ricerca dell'innovazione, Bravo Inox si conferma partner ideale dovunque sia richiesto stampaggio profondo di acciaio inossidabile.

Bravo Inox is present on the market with a state-of-the-art fleet of machinery, which is continually being updated, and which includes hydraulic presses up to a 3000-ton capacity, annealing furnaces, 3D laser cutters, welding robots, vast assembly lines and a polishing department which includes automized chemical pickling, brushed finishing, tumbling finishing, and now a new line for finishing using electrolytic technology. Thanks to our experience and skill, a quality product and service, reliability and constant searching for innovation, Bravo Inox is an ideal partner wherever deep drawing of stainless steel is needed.

ISO 9001:2000 cert. n. 1648

PARTNERSHIP

OMEGA SRL
COSTRUZIONE STAMPI

PROGETTAZIONE E REALIZZAZIONE STAMPI

Mold design and production

LAVORAZIONI:
- Stampi
- Fresatura CNC tridimensionale con sistema CAD - CAM

PROCESSING:
- Molds
- CNC milling system with three-dimensional CAD-CAM

www.stampiomega.it info@stampiomega.it

Innovative spirit and advanced technology

PIANI SUPERIORI PER LAVELLI INDUSTRIALI

Industrial sink tops

Bravo® inox

MATRICE DELLA QUALITA

PIANI SUPERIORI PER LAVELLI INDUSTRIALI

Industrial sink tops

STANDARD 1,0 MM

DISPOSIZIONE GOCCIOLATOIO Drainer position	LINEA 600 CODICE Code	LINEA 600 LUNG. x LARG. Length x width	LINEA 700 CODICE Code	LINEA 700 LUNG. x LARG. Length x width	DIMENSIONI VASCA Bowl dimensions
	506601	600 x 600	506701	600 x 700	400 x 500 x 300
	507601/5	700 x 600	507701/5	700 x 700	500 x 500 x 300
	507601/6	700 x 600	507701/6	700 x 700	600 x 500 x 320
	508601	800 x 600	508701	800 x 700	600 x 500 x 320
	510602	1000 x 600	510702	1000 x 700	400 x 500 x 300
	512602	1200 x 600	512702	1200 x 700	500 x 500 x 300
	514602	1400 x 600	514702	1400 x 700	600 x 500 x 320
	510601D	1000 x 600	510701D	1000 x 700	400 x 500 x 300
	512601D/5	1200 x 600	512701D/5	1200 x 700	500 x 500 x 300
	512601D/6	1200 x 600	512701D/6	1200 x 700	600 x 500 x 320
	514601D	1400 x 600	514701D	1400 x 700	600 x 500 x 320
	510601S	1000 x 600	510701S	1000 x 700	500 x 400 x 300
	512601S/5	1200 x 600	512701S/5	1200 x 700	500 x 500 x 300
	512601S/6	1200 x 600	512701S/6	1200 x 700	600 x 500 x 320
	514601S	1400 x 600	514701S	1400 x 700	600 x 500 x 320
	514602D	1400 x 600	514702D	1400 x 700	400 x 500 x 300
	515602D	1500 x 600	515702D	1500 x 700	400 x 500 x 300
	516602D/4	1600 x 600	516702D/4	1600 x 700	400 x 500 x 300
	516602D/5	1600 x 600	516702D/5	1600 x 700	500 x 500 x 300
	518602D/6	1800 x 600	518702D/6	1800 x 700	600 x 500 x 320
	518602D/5	1800 x 600	518702D/5	1800 x 700	500 x 500 x 300
	519602D/6	1900 x 600	519702D/6	1900 x 700	600 x 500 x 320
	519602D/5	1900 x 600	519702D/5	1900 x 700	500 x 500 x 300
	520602D	2000 x 600	520702D	2000 x 700	600 x 500 x 320
	521602D	2100 x 600	521702D	2100 x 700	600 x 500 x 320
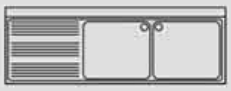	514602S	1400 x 600	514702S	1400 x 700	400 x 500 x 300
	515602S	1500 x 600	515702S	1500 x 700	400 x 500 x 300
	516602S/4	1600 x 600	516702S/4	1600 x 700	400 x 500 x 300
	516602S/5	1600 x 600	516702S/5	1600 x 700	500 x 500 x 300
	518602S/6	1800 x 600	518702S/6	1800 x 700	600 x 500 x 320
	518602S/5	1800 x 600	518702S/5	1800 x 700	500 x 500 x 300
	519602S/6	1900 x 600	519702S/6	1900 x 700	600 x 500 x 320
	519602S/5	1900 x 600	519702S/5	1900 x 700	500 x 500 x 300
	520602S	2000 x 600	520702S	2000 x 700	600 x 500 x 320
	521602S	2100 x 600	521702S	2100 x 700	600 x 500 x 320
	518602SD	1800 x 600	518702SD	1800 x 700	400 x 500 x 300
	519602SD	1900 x 600	519702SD	1900 x 700	400 x 500 x 300
	520602SD	2000 x 600	520702SD	2000 x 700	400 x 500 x 300
	521602SD	2100 x 600	521702SD	2100 x 700	500 x 500 x 300
	524602SD	2400 x 600	524702SD	2400 x 700	600 x 500 x 320

PIANI SUPERIORI PER LAVELLI INDUSTRIALI

Industrial sink tops

STANDARD 1,0 MM

DISPOSIZIONE GOCCIOLATOIO Drainer position	LINEA 600 CODICE Code	LINEA 600 LUNG. x LARG. Length x width	LINEA 700 CODICE Code	LINEA 700 LUNG. x LARG. Length x width	DIMENSIONI VASCA Bowl dimensions
	521603D 524603D	2100 x 600 2400 x 600	521703D 524703D	2100 x 700 2400 x 700	500 x 500 x 300 600 x 500 x 320
	521603S 524603S	2100 x 600 2400 x 600	521703S 524703S	2100 x 700 2400 x 700	500 x 500 x 300 600 x 500 x 320
	518603 521603	1800 x 600 2100 x 600	518703 521703	1800 x 700 2100 x 700	500 x 500 x 300 600 x 500 x 320

PARTICOLARI ED OPTIONAL

Details and options

ALZATINA POSTERIORE

Rear upstand

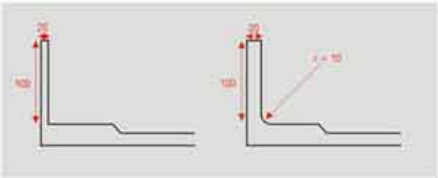

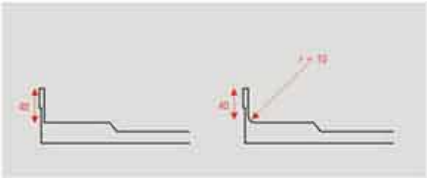

PROFILO ANTERIORE

Front and sides profile

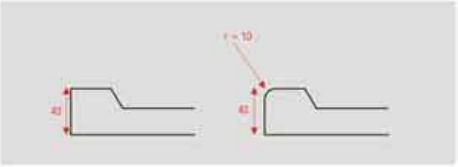

- Tops per lavelli forniti senza piletta di scarico nè troppo pieno.
  Per qualsiasi richiesta di materiale con dimensioni diverse da quelle del listino vogliate gentilmente contattare il nostro ufficio tecnico.

- Sink tops supplied without drain plug or overflow pipe.
  For any requirements of items with particular dimension, do not hesitate to contact our office.

PIANI SUPERIORI PER LAVELLI INDUSTRIALI

Industrial sink tops

SPECIAL 1,5 MM

HEAVY DUTY

SPECIAL 1,5 MM

DISPOSIZIONE GOCCIOLATOIO Drainer position	LINEA 700 CODICE Code	LUNG. x LARG. Length x width	DIMENSIONI VASCA Bowl dimensions
	507701/5-15 508701-15	700 x 700 800 x 700	500 x 500 x 300 600 x 500 x 320
	512702-15 514702-15	1200 x 700 1400 x 700	500 x 500 x 300 600 x 500 x 320
	512701D/5-15 514701D-15	1200 x 700 1400 x 700	500 x 500 x 300 600 x 500 x 320
	512701S/5-15 514701S-15	1200 x 700 1400 x 700	500 x 500 x 300 600 x 500 x 320
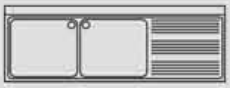	516702D/5-15 518702D/5-15 519702D/5-15	1600 x 700 1800 x 700 1900 x 700	500 x 500 x 300 500 x 500 x 300 600 x 500 x 320
	516702S/5-15 518702S/5-15 519702S/5-15	1600 x 700 1800 x 700 1900 x 700	500 x 500 x 300 500 x 500 x 300 600 x 500 x 320
	521702SD-15 524702SD-15	2100 x 700 2400 x 700	500 x 500 x 300 600 x 500 x 320

Innovative spirit and advanced technology

TOPS LAVAPENTOLE/LAVAVERDURE

Pan washing tops

MATRICE DELLA QUALITA'

TOPS LAVAPENTOLE/LAVAVERDURE

Pan washing tops

DISPOSIZIONE GOCCIOLATOIO Drainer position	CODICE Code	LUNG. x LARG. Length x width	DIMENSIONI VASCA Bowl dimensions
	510701P 512701P 514701P	1000 x 700 1200 x 700 1400 x 700	800 x 500 H = 400 955 x 510 H = 380 1280 x 510 H = 380
	514701DP 515701DP 516701DP 520701DP	1400 x 700 1500 x 700 1600 x 700 2000 x 700	633 x 510 H = 380 800 x 500 H = 400 955 x 510 H = 380 1280 x 510 H = 380
	514701SP 515701SP 516701SP 520701SP	1400 x 700 1500 x 700 1600 x 700 2000 x 700	633 x 510 H = 380 800 x 500 H = 400 955 x 510 H = 380 1280 x 510 H = 380
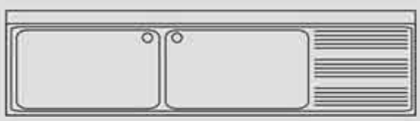	520702DP	2000 x 700	633 x 510 H = 380
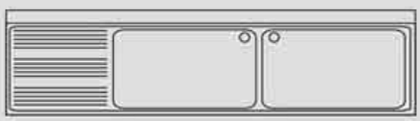	520702SP	2000 x 700	633 x 510 H = 380
	514702P 518702P 521702P	1400 x 700 1800 x 700 2100 x 700	633 x 510 H = 380 800 x 500 H = 400 955 x 510 H = 380

Innovative spirit and advanced technology

TOPS PER PREPARAZIONE VERDURE

Vegetables preparation tops

TOPS PER PREPARAZIONE CARNE/PESCE

Meat/fish preparation tops

MATRICE DELLA QUALITA'

Bravo® inox

TOPS PER PREPARAZIONE VERDURE

Vegetables preparation tops

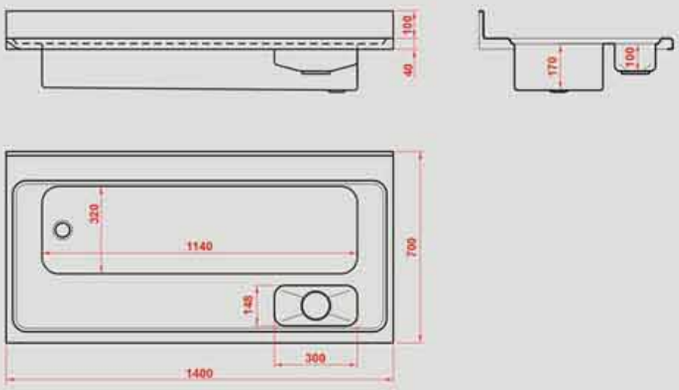

CODICE Code	LUNG. x LARG. Length x width	DIMENSIONI VASCA Bowl dimensions
514702V	1400 x 700	1140 x 320 x 170

TOPS PER PREPARAZIONE CARNE/PESCE

Meat/fish preparation top

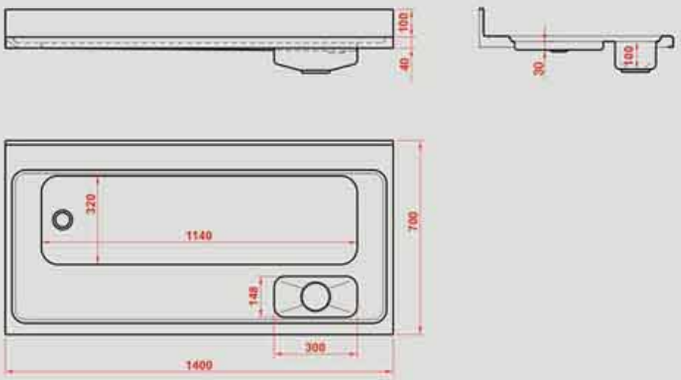

CODICE Code	LUNG. x LARG. Length x width	DIMENSIONI VASCA Bowl dimensions
514702M	1400 x 700	1140 x 320 x 30

Innovative spirit and advanced technology

VASCHE A SALDARE

Bowls to weld



MATRICE DELLA QUALITA'

Bravo® inox

VASCHE A SALDARE

Bowls to weld

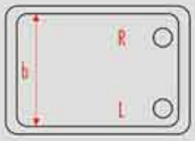

CODICE Code		a x b	ALTEZZA Height
R	L		
112150D	112150S	300 x 240	150
123150D	123150S	325 x 300	150
123200D	123200S	325 x 300	200
3403416D	3403416S	400 x 340	160
3403418D	3403418S	400 x 340	180
3403420D	3403420S	400 x 340	200
3403425D	3403425S	400 x 340	250
3404020	3404020	400 x 400	200
3404025	3404025	400 x 400	250
3404030	3404030	400 x 400	300
3454525	3454525	450 x 450	250
3454530	3454530	450 x 450	300
3503030D	3503030S	500 x 300	300
3504020D	3504020S	500 x 400	200
3504025D	3504025S	500 x 400	250
3504030D	3504030S	500 x 400	300
3505025	3505025	500 x 500	250
3505030	3505030	500 x 500	300
3604530D	3604530S	600 x 450	300
3605025D	3605025S	600 x 500	250
3605030D	3605030S	600 x 500	300
3605032D	3605032S	600 x 500	320
3805040D	3805040S	800 x 500	400
TRP150	**Tubo troppo pieno** Overflow pipe Ø 1" 1/2		150
TRP175			200
TRP235			250
TRP280			300
TRP350			380
WP052	**Piletta** /Waste pipe		Ø 1" 1/2

Innovative spirit and advanced technology

VASCHE BAGNO-MARIA

Bain-marie containers

MATRICE DELLA QUALITA'

Bravo® inox

VASCHE BAGNO-MARIA

Bain-marie containers

	CODICE Code	a	b	H
2/3	223220	308	336	210/220
1/1	211220 211400	308 308	510 510	210/220 390/400
1/1+1/3	222220 222380	308 308	685 685	210/220 370/380
2/1	221220 221380	633 633	510 510	210/220 370/380
2/1+1/3	233220 233380	633 633	685 685	210/220 370/380
3/1	231220 231380	955 955	510 510	210/220 370/380
4/1	241220 241380	1280 1280	510 510	210/220 370/380

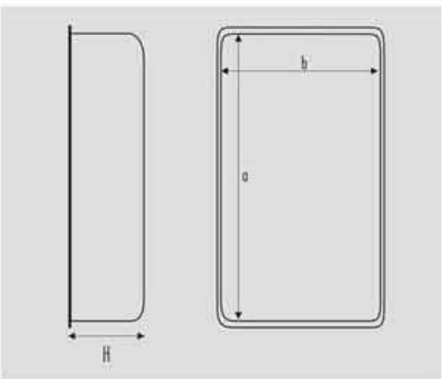

Innovative spirit and advanced technology

LAVAMANI

Wash hand basins

MATRICE DELLA QUALITA'

Bravo® inox

LAVAMANI

Wash hand basins

Lavamani forniti senza piletta di scarico nè troppo pieno.
Per qualsiasi richiesta di materiale con dimensioni diverse da quelle del listino vogliate gentilmente contattare il nostro ufficio tecnico.

Wash-hand basins supplied without drain plug or overflow pipe. For any requirements of items with custom made dimension, do not hesitate to contact our office.

	CODICE Code	LUNG. X LARG Length x width	DIMENSIONI VASCA Bowl dimensions
	H363515 H504916	360 - 350 H=400 500 - 490 H=600	300 - 240 H=150 400 - 340 H=160
	H404013 H424213 H505013	400 x 400 420 x 420 500 x 500	Ø 360 H =130 Ø 360 H =130 Ø 410 H =130
	H363616	360 x 360	300 x 305 H=165
	H402911	400 x 295	345 x 250 H=110
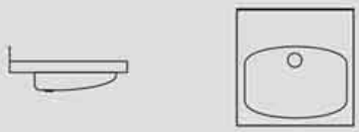	H403811	400 x 385	345 x 250 H=110
	H403811/1	400 x 385	345 x 250 H=110
	B120042	1200 x 435 x 160	1140 x 320 H=160
	H503411	500 x 340	345 x 250 H=110
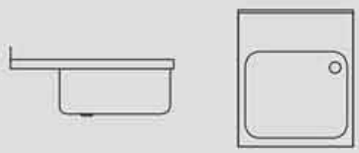	505601 505701	500 - 600 500 - 700	400 x 400 H= 215 400 x 400 H= 215

Innovative spirit and advanced technology

PIANI CON VASCHE BAGNO-MARIA

Bain-marie tops

MATRICE DELLA QUALITA'

Bravo® inox

PIANI CON VASCHE BAGNO-MARIA

Bain-marie tops

Standard:
Aisi 304 spessore 1,0 mm, 4 lati piegati, angoli saldati, foro di scarico diam. 22

Aisi 304 thickness 1,0 mm, 4 bent sides, welded corners, drain hole diam. 22

	CODICE Code	DIMENSIONE TOP Top Dimensions	DIMENSIONI VASCA Bowl dimensions
	504651	400 x 650 mm	510 x 308 x 220
	508652	800 x 650 mm	510 x 308 x 220
	512653	1200 x 650 mm	510 x 308 x 220
	515654	1500 x 650 mm	510 x 308 x 220
	508651	800 x 650 mm	633 x 510 x 220
	512651	1200 x 650 mm	955 x 510 x 220
	515651	1500 x 650 mm	1280 x 510 x 220

Innovative spirit and advanced technology

PIANI CARRELLO

Trolley shelves

MATRICE DELLA QUALITA'

Bravo® inox

PIANI CARRELLO

Trolley shelves

	CODICE Code	DIMENSIONI Dimensions
Con squadrette With brackets	408500	800 x 500
Con squadrette With brackets	410500	1000 x 500
Senza squadrette Without brackets	408500/1	800 x 500
Senza squadrette Without brackets	410500/1	1000 x 500

Innovative spirit and advanced technology

VASCHE DA INCASSO PER BAGNOMARIA E FRIGGITRICI

Drop-in basins for bain marie and fryer

MATRICE DELLA QUALITA'

Bravo® inox

VASCHE DA INCASSO PER BAGNOMARIA

Drop-in basins for bain marie

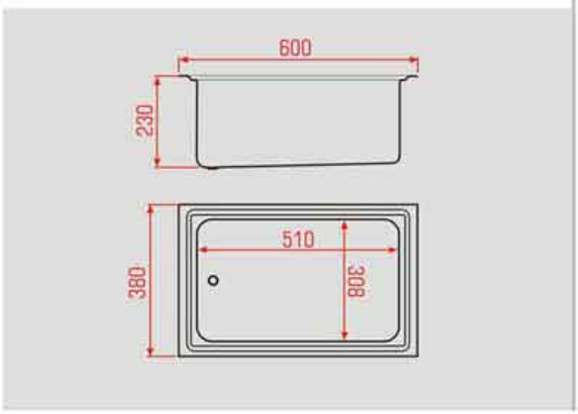

CODICE Code	DIMENSIONE VASCA Bowl dimensions	DESCRIZIONE Descriptions
211230	380 x 600 x 230 Int. Size 308 x 510 x 230	Aisi 304 1,0 mm.

VASCHE DA INCASSO PER FRIGGITRICI

Drop-in basins for fryer

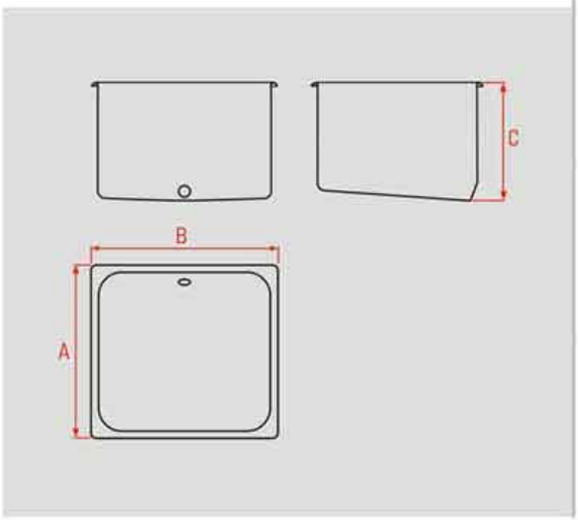

CODICE Code	DIMENSIONE VASCA Bowl dimensions	DESCRIZIONE Descriptions
F292322	325 x 265 x 221 (GN 1/2)	Aisi 304 1,0 mm.
F323022	325 x 350 x 221 (GN 2/3)	Aisi 304 1,0 mm.
F502922	325 x 530 x 221 (GN 1/1)	Aisi 304 1,0 mm.

Innovative spirit and advanced technology

FRIGGITRICI

Fryer wells

VASCHE A SALDARE PER FRIGGITRICI

Fryer wells for top welding

MATRICE DELLA QUALITA'

Bravo® inox

FRIGGITRICI | Fryer wells

	CODICE Code	DIMENSIONE VASCA Bowl dimensions	DESCRIZIONE Descriptions
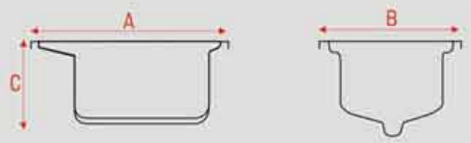	F503024/1	500-300-235	Con invaso, bordo piegato, finitura pallinata With drainer, borders bent, bead blasting finished
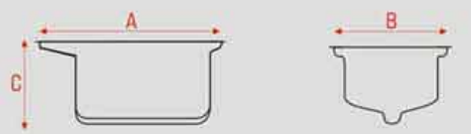	F503024	500-300-235	Con invaso, finitura pallinata With drainer, bead blasting finished
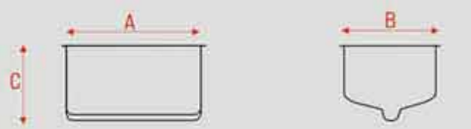	F382520	382-250-195	Bordo piano, finitura pallinata Flat rim, bead blasting finished
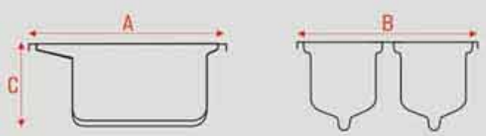	F506024	500-600-235	Doppia, con invaso, finitura pallinata Double, with drainer, bead blasting finished
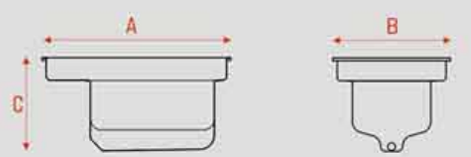	F533226	530-325-265	Con invaso, bordo piegato, finitura pallinata With drainer, borders bent, bead blasting finished

VASCHE A SALDARE PER FRIGGITRICI | Fryer wells for top welding

	CODICE Code	DIMENSIONE VASCA Bowl dimensions	DESCRIZIONE Descriptions
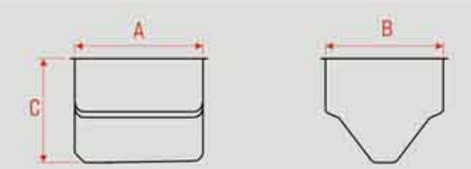	F333027	336 x 308 x 275	Aisi 304 1,5 mm.
	F503027	510 x 308 x 275	Aisi 304 1,5 mm.

Innovative spirit and advanced technology

SPECIALE FRIGGITRICI

Fryers pressing



Bravo® inox

MATRICE DELLA QUALITA'

SPECIALE FRIGGITRICI

Custom made fryer top

Realizziamo i profili, i fori di scarico ed eventuali altre lavorazioni sui piani delle nostre friggitrici, a seconda delle vostre specifiche esigenze.

We make the frontal shape, the back, the holes and any other individual manufacturing according to your request.

Foro di servizio del piano
Tap hole

Taglio profilo camino
Gas chimney cut

Profilo quadro - Square outline

Profilo smussato tondo - Round outline

Profilo tondo rientrante - Shaped front

Profilo smussato diagonale - Shaped front

SPECIALE FRIGGITRICI

Custom made bottom

Realizziamo forme diversificate, fori di scarico ed eventuali altre lavorazioni accessorie sui fondi delle nostre friggitrici, a seconda delle vostre specifiche esigenze.

We make the bottom shape, the holes and any other individual manufacturing according to your request.

Raccordi per sonde
Probes connection

Tubi per bruciatori e tubi filettati di scarico
Burner pipes and threaded drain pipes

Deflettori per fumi
Fumes deflector

Scarichi filettati
Threaded drain pipes

Livelli minimo - massimo
Min-max level marks

Codolo lungo - Large cold zone

Fondo piano - Flat bottom

Fondo semi piano - Flat bottom

Zona fredda - Cold zone

Fondo conico - Shaped bottom

Codolo corto - Small cold zone

Raccordi per sonde
Probes connections

Tubi per bruciatori
Burner pipes

DIMENSIONE Dimensions	**SPESSORE** Thickness	**Fondo piano** Flat bottom	**Fondo semi piano** Flat bottom	**Zona fredda** Cold zone	**Fondo conico** Shaped bottom	**Codolo corto** Small cold zone	**Codolo lungo** Large cold zone
145 x 336 x H 265	1,2 mm.	●					
350 x 220 x H 200 senza invaso/ without drainer	1,2 mm.	●		●			
350 x 220 x H 200 con invaso piccolo/ small drainer	1,2 mm.			●			
350 x 220 x H 250 con invaso grande/ large drainer	1,2 mm.	●		●			
308 x 336 x H 275	1,5 mm.	●		●	●		●
330 x 420 x H 200	1,5 mm.		●			●	●
308 x 510 x H 275	1,5 mm.	●			●		

Innovative spirit and advanced technology

CUOCIPASTA

Pasta cookers

Bravo® inox

CUOCIPASTA

Pasta cookers

OPTIONAL
- Versione gas e elettrica/Electric or gas version
- Profilo di piegatura personalizzabile/Custom made bending profile
- Camino per evacuazione dei gas combusti/Exhaust gas chimney

	CODICE Code	DIMENSIONI VASCA Bowl dimensions	LUNG. X LARG Length x width	DESCRIZIONE Description
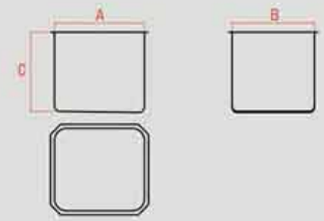	223300	336 x 308 x 300		Aisi 316 1,5 mm.
	3402530	250 x 400 x 300		Aisi 316 1,5 mm.
	211300	510 x 308 x 300		Aisi 316 1,5 mm.
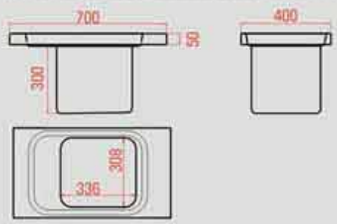		308 x 336 x 300	400 x 700	
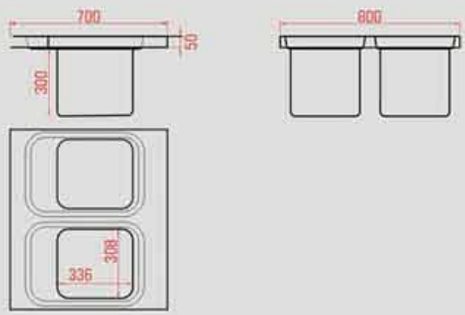		308 x 336 x 300	800 x 700	
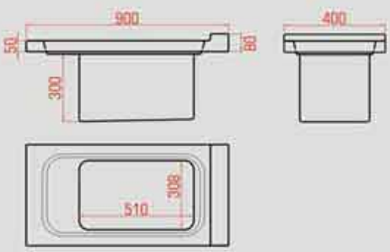		308 x 510 x 300	400 x 900	
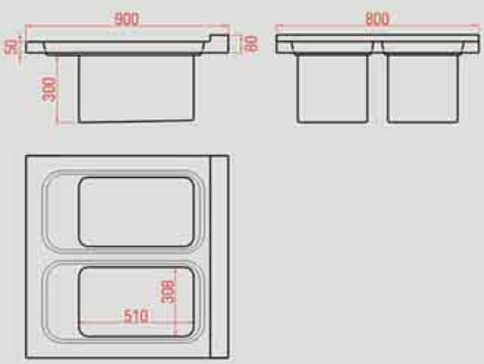		308 x 510 x 300	800 x 900	

Innovative spirit and advanced technology

VASCHE PER IMPASTATRICI E PLANETARIE

Wells for kneading machines and planetary mixers

MATRICE DELLA QUALITA'

Bravo® inox

VASCHE PER IMPASTATRICI E PLANETARIE

Wells for kneading machines and planetary mixers

IMPASTATRICI - Kneading machines

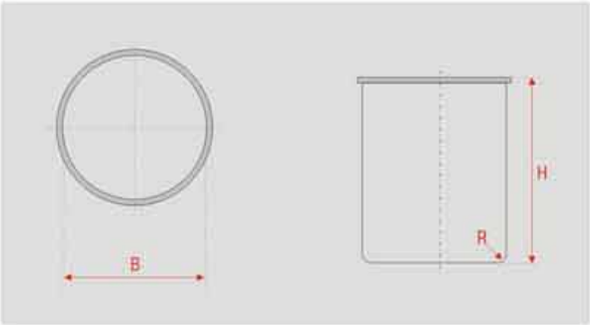

B	H (max)
237	240
260	235
280	250
317	250
360	260
365	260
375	260
400	300
452	300
500	340
550	360

R = 20 Standard

PLANETARIE - Planetary mixers

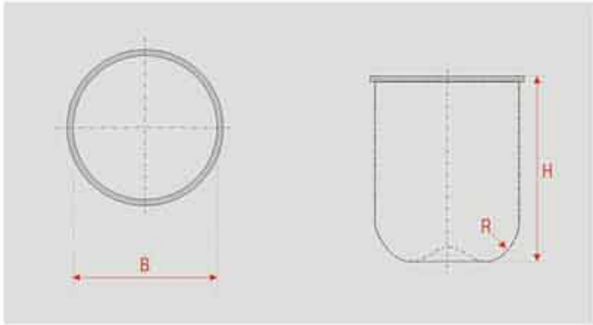

B	H (max)
205	240
237	260
260	260
300	300
307	300
317	300
350	360
360	360
375	375
400	400
425	485
452	440
500	560
550	420

R = Specifico x Cliente
R = On request

Personalizzabile in base alle diverse esigenze: fondo vasca - maniglie - staffe di bloccaggio
Custom made options: Bottom shape - Handles - Blocking snaps

Innovative spirit and advanced technology

STAMPATI PER LAVASTOVIGLIE

Dishwasher pressed parts

MATRICE DELLA QUALITA'

Bravo® inox

STAMPATI PER LAVASTOVIGLIE

Dishwasher pressed parts

	CODICE Code	DIMENSIONE CESTO Basket dimension	SPESSORE Thickness	
	L574915	400 x 400	1,0 mm.	
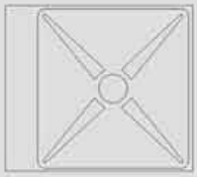	B061049	400 x 400	1,0 mm.	
	L606015	500 x 500	1,0 mm.	
	B064057	500 x 500	1,0 mm.	
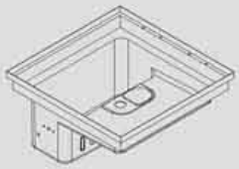	L545330	"a capota" pass through	1,2 mm.	Forata with holes
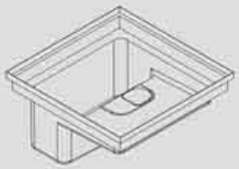	L545330/1	"a capota" pass through	1,2 mm.	Non forata without holes

PIANI STAMPATI

Pressed tops

Foro di servizio del piano
Tap hole

Scarichi filettati
Threaded drain pipe



Taglio laser - Laser cut

Profilo quadro - Square outline

Profilo smussato tondo - Round outline

Profilo tondo rientrante - Shaped front

Profilo smussato diagonale - Shaped front

PIANI STAMPATI

Pressed tops

DIMENSIONE INVASO INTERNO Inside pressing dimensions	SPESSORE Thickness	DIMENSIONI ESTERNE INDICATIVE Outer dimensions
450 x 450 x 20	1,0 mm.	650 x 650
308 x 510 x 30	1,0 mm.	500 x 700
633 x 510 x 30	1,0 mm.	850 x 700
955 x 510 x 30	1,0 mm.	1150 x 700
1280 x 510 x 30	1,0 mm.	1500 x 700
655 x 555 x 20	1,0 mm.	850 x 750
955 x 555 x 20	1,0 mm.	1150 x 750
1155 x 555 x 20	1,0 mm.	1350 x 750
1355 x 555 x 20	1,0 mm.	1550 x 750
770 x 470 x 15	1,0 mm.	900 x 600
970 x 470 x 15	1,0 mm.	1100 x 600
730 x 540 x 10	1,0 mm.	950 x 750
1140 x 540 x 10	1,0 mm.	1250 x 750
1430 x 540 x 10	1,0 mm.	1650 x 750

Piegatura esterna su specifiche e disegno del cliente
Outer bent profile according to the customer request

Innovative spirit and advanced technology

STAMPATI SPECIALIZZATI

Technical deep drawn parts

MATRICE DELLA QUALITA'

Bravo inox®

STAMPATI SPECIALIZZATI

Technical deep drawn parts

DIMENSIONE VASCA Bowl dimensions	SPESSORE Thickness	ALTEZZA Height
145 x 336 x 265 h	1,2 mm.	
298 x 150 x 250 h	1,0 mm.	
404 x 160 x 330 h	1,0 mm.	
400 x 180 x 250 h	1,0 mm.	
400 x 250 x 300 h	1,5 mm.	
400 x 277 x 200 h	1,0 mm.	
400 x 400 x 300 h	1,2 mm.	h. up to a 350 mm.
500 x 400 x 300 h	1,5 mm.	
450 x 450 x 300 h	1,5 mm.	
500 x 500 x 300 h	1,5 mm.	
500 x 500 x 450 h	1,5 mm.	
548 x 216 x 250 h	1,0 mm.	
600 x 500 x 300 h	1,5 mm.	
600 x 500 x 380 h	1,5 mm.	
800 x 500 x 400 h	1,2 mm.	h. up to 500 mm.
308 x 336 x 300 h	1,5 mm.	
308 x 510 x 220 h	1,5 mm.	
308 x 510 x 400 h	1,5 mm.	h. up to 450 mm.
633 x 510 x 380 h	1,0 mm.	h. up to 480 mm.
633 x 510 x 380 h	1,5 mm.	
633 x 685 x 380 h	1,0 mm.	h. up to 480 mm.
955 x 510 x 380 h	1,0 mm.	h. up to 480 mm.
1280 x 510 x 380 h	1,0 mm.	h. up to 480 mm.

Innovative spirit and advanced technology

STAMPATI PERSONALIZZATI SU DISEGNO DEL CLIENTE

Custom made items

MATRICE DELLA QUALITA'

Bravo® inox

www.bravoinox.com

Innovative spirit and advanced technology

Bravo® inox

BRAVO INOX SRL - Via 1° Maggio, 14
36075 Montecchio Maggiore (VI) ITALY
Tel. +39 0444 499267 Fax +39 0444 499233
www.bravoinox.com info@bravoinox.com