A4

SERIES

CASSETTI
E SPORTELLI
PROFESSIONALI

PROFESSIONAL
DRAWERS
AND DOORS

RONDA
STYLE THAT WORKS

MADE IN ITALY

Serie A4 Diamante, forma e funzione.

A4 Diamante Series total quality in form and function.

A4

SERIES

RONDA
STYLE THAT WORKS

MADE IN ITALY

Design Frontale Piatto
con perimetro sfaccettato ideale per alloggiare una maniglia personalizzata
Flat front panel design
with facetted perimeter, ideal for housing a customized handle

Finitura BA
BA finish

Ronda presenta la nuova linea di cassetti e sportelli refrigerati Serie A4 , disponibili in 2 versioni, con cornice a vista e con cornice a scomparsa.

CON CORNICE A VISTA IN ACCIAIO INOX
WITH STAINLESS STEEL EXTERNAL FRAME

Facile e veloce da montare grazie al telaio già dotato di appositi fori per il fissaggio.
La cornice consente una perfetta pulizia del perimetro del modulo cella anche con un foro banco non perfettamente rifinito.

Easily and rapidly assembled thanks to the structure which is already provided with fixing holes. The frame enables perfectly clean edge of cell modules even when the counter hole is not perfectly finished.

Apertura 180°
con cornice
180° Opening
with frame

Apertura 180°
senza cornice
180° Opening
version without frame

Progettato anche per Basse Temperature
Also designed for low temperature

Scorrimento Telescopico Extra Corsa
Telescopic Sliding Beyond Excursion

Cerniera Sportelli 5 maglie
5 Knukles in total per hinge

Chiusura Magnetica
Magnetic Closure

Spessore Totale 58 mm
Total Thickness 58 mm

Ronda presents its new A4 Series line of refrigerator drawers and doors, available in 2 versions, with and without external frame.

CON CORNICE INTERNA IN PVC
WITH PVC INTERNAL FRAME

Estremamente raffinata, questa versione è dedicata a chi ama la perfezione. L'assenza totale della cornice esalta il design del frontale e l'estetica generale del retro banco.

This remarkably refined version is for people who want perfection above all else. The complete lack of a frame enhances the designer appeal of the front panel and back of the counter.

A4 SERIES

AX4

SPORTELLO SINGOLO
SINGLE DOOR

AX4

ARTICOLO ITEM | **FORO BANCO** COUNTER HOLE | **DIMENSIONI ESTERNE ED INTERNE** EXTERNAL AND INTERNAL SIZE

	a(+1)	b(+1)	x	y	c	d	g	g1	z	s
AX41	442	305	473	335	436	295,5	360	398	50	5
AX42	442	404	473	435	436	395	360	398	50	5
AX43	442	442	473	473	436	434	360	398	50	5
AX46	442	502	473	533	436	495	360	398	50	5
AX47	442	602	473	633	436	595	360	398	50	5
AX48	442	702	473	732	436	694	360	398	50	5

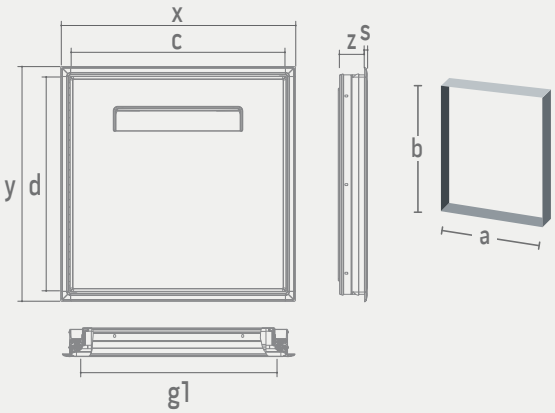

Aggiungere (3) per la **versione con cornice interna in PVC** (es. AX413)
Add (3) to the code for **version with internal PVC frame** (es. AX413)

A4 AL4

SERIES

SPORTELLO DOPPIO
DOUBLE DOOR

AL4

ARTICOLO ITEM | **FORO BANCO** COUNTER HOLE | **DIMENSIONI ESTERNE ED INTERNE** EXTERNAL AND INTERNAL SIZE

	a(+1)	b(+1)	x	y	g	g1	z	s
AL46	502	878	909	533	758	834	50	5
AL47	602	878	909	633	758	834	50	5
AL48	702	878	909	732	758	834	50	5

Aggiungere (3) per la **versione con cornice interna in PVC** (es. AL463)
Add (3) to the code for **version with internal PVC frame** (es. AL463)

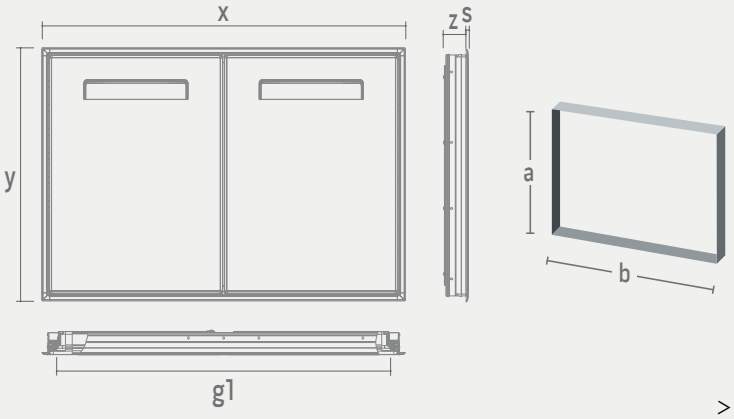

A4 SERIES

AK4

CASSETTO SINGOLO
SINGLE DRAWER

ARTICOLO ITEM | **FORO BANCO** COUNTER HOLE | **DIMENSIONI ESTERNE ED INTERNE** EXTERNAL AND INTERNAL SIZE

	a(+1)	b(+1)	x	y	e	f	h	u	l	s
AK41	442	255	473	285	459	361	145	192	540	5
•AK41T	442	255	473	285	459	361	145	192	541	5
AK42	442	305	473	335	459	361	145	242	540	5
•AK42T	442	305	473	335	459	361	145	242	541	5
AK43	442	404	473	435	459	361	290	341	540	5
•AK43T	442	404	473	435	459	361	290	341	541	5
AK44	442	442	473	473	459	361	290	380	540	5
•AK44T	442	442	473	473	459	361	290	380	541	5

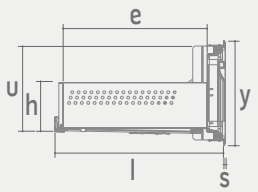

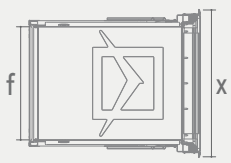

Aggiungere (3) per la **versione con cornice interna in PVC** (es. AK413)

Add (3) to the code for **version with internal PVC frame** (es. AK413)

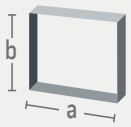

• Versione con guide telescopiche
Telescopic version

A4 SERIES

AM4

CASSETTIERA
A DUE CASSETTI UGUALI
TWIN-DRAWER UNIT

AM4

ARTICOLO ITEM | **FORO BANCO** COUNTER HOLE | **DIMENSIONI ESTERNE ED INTERNE** EXTERNAL AND INTERNAL SIZE

	a(+1)	b(+1)	x	y	e	f	h1	h2	u1	u2	l	s
AM42	442	502	473	533	459	361	145	145	192	191	540	5
•AM42T	442	502	473	533	459	361	145	145	192	191	541	5
AM43	442	602	473	633	459	361	145	145	242	241	540	5
•AM43T	442	602	473	633	459	361	145	145	242	241	541	5

Aggiungere (3) per la **versione con cornice interna in PVC** (es. AM423)
Add (3) to the code for **version with internal PVC frame** (es. AM423)

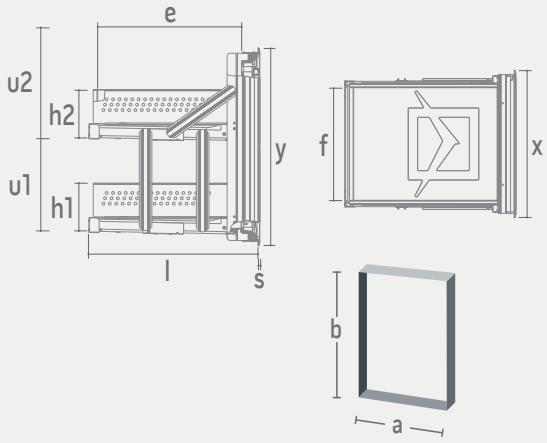

• Versione con guide telescopiche
Telescopic version

A4 SERIES

AZ4

CASSETTIERA A DUE CASSETTI DIVERSI
DRAWER UNIT WITH TWO DIFFERENTLY SIZED DRAWERS

ARTICOLO ITEM | **FORO BANCO** COUNTER HOLE | **DIMENSIONI ESTERNE ED INTERNE** EXTERNAL AND INTERNAL SIZE

	a(+1)	b(+1)	x	y	e	f	h1	h2	u1	u2	l	s
AZ41	442	602	473	633	459	361	290	96	342	141	540	5
•AZ41T	442	602	473	633	459	361	290	96	342	141	541	5
AZ45	442	702	473	732	459	361	290	145	342	241	540	5
•AZ45T	442	702	473	732	459	361	290	145	342	241	541	5

Aggiungere (3) per la **versione con cornice interna in PVC** (es. AZ413)
Add (3) to the code for **version with internal PVC frame** (es. AZ413)

• Versione con guide telescopiche
Version with telescopic guides

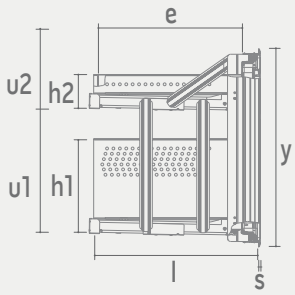

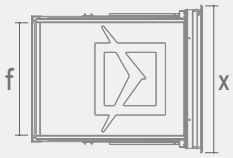

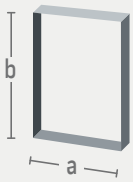

A4 SERIES

AR4

CASSETTIERA A TRE CASSETTI
TRIPLE DRAWER UNIT

ARTICOLO ITEM | **FORO BANCO** COUNTER HOLE | **DIMENSIONI ESTERNE ED INTERNE** EXTERNAL AND INTERNAL SIZE

	a(+1)	b(+1)	x	y	e	f	h1	h2	h3	u1	u2	u3	l	s
AR41	442	602	473	633	459	361	96	96	96	143	143	142	540	5
•AR41T	442	602	473	633	459	361	96	96	96	143	143	142	541	5
AR42	442	702	473	732	459	361	145	96	96	242	143	142	540	5
•AR42T	442	702	473	732	459	361	145	96	96	242	143	142	541	5

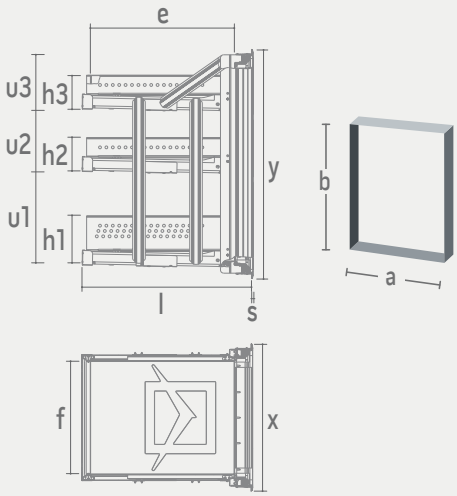

Aggiungere (3) per la **versione con cornice interna in PVC** (es. AR413)
Add (3) to the code for **version with internal PVC frame** (es. AR413)

• Versione con guide telescopiche
Version with telescopic guides

CON CORNICE A VISTA IN ACCIAIO INOX

WITH STAINLESS STEEL EXTERNAL FRAME

SCHEMA DI MONTAGGIO CASSETTI
Drawer Installer Guide

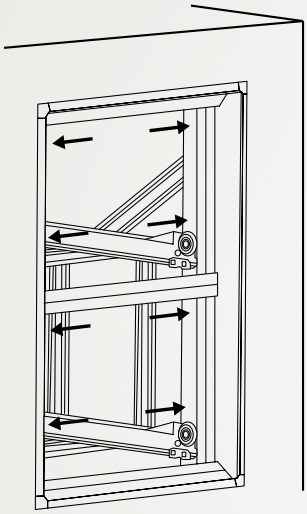

1

Inserire il telaio della cassettiera nel modulo cella e fissare con viti negli appositi prefori.

Viti non incluse.
Si consiglia vite autofilettante testa mezza tonda 3,5x32

Insert the structure of the cabinet in the cell module and fix with screws in the dedicated holes. Screws not included. Use of flat head tapping screw is suggested (3.5x32)

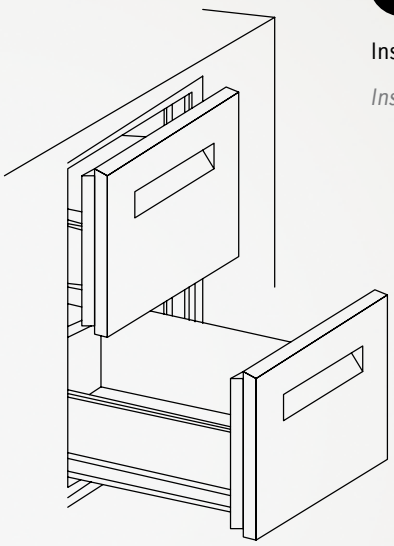

2

Inserire i cassetti.

Insert the drawers.

CARATTERISTICHE TECNICHE
CON CORNICE A VISTA IN ACCIAIO INOX

TECHNICAL FEATURES
WITH STAINLESS STEEL EXTERNAL FRAME

Se il foro banco non rispetta le misure spessorare con legno.

Should the counter hole slightly differ from the dimensions stated in the above table, reinforce the counter with appropriate wood crosspieces.

SCHEMA MONTAGGIO SPORTELLO
Door Installer Guide

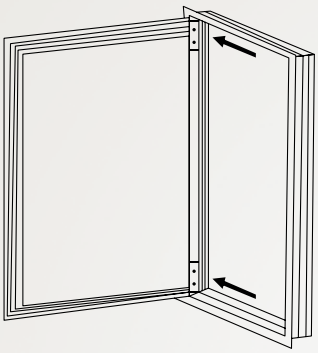

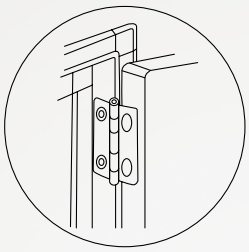

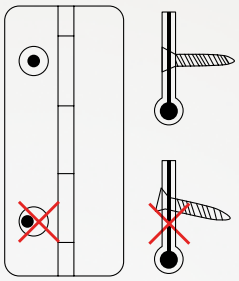



1 Fissare le cerniere con le 4 viti testa svasata piana incluse.

Fix the hinges with the 4 countersunk flat tapping screws provided.

2 Autocentraggio sportello.

Door self true-up process.

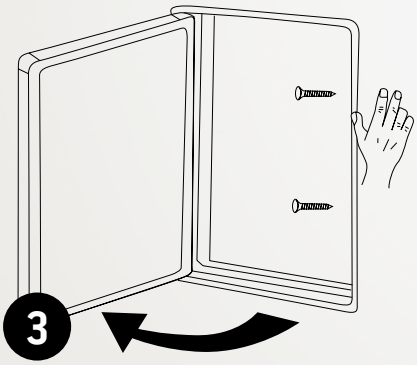

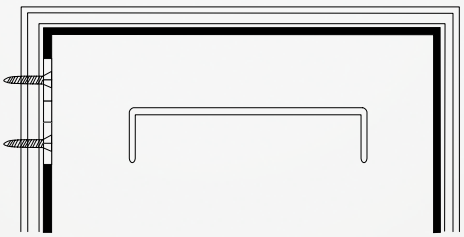

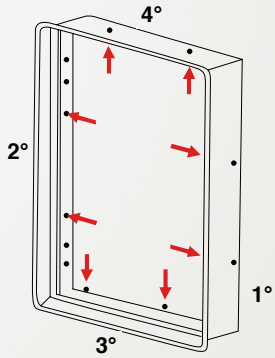

3

4 Mantenere uno spazio/luce omogeneo tra sportello e cornice

Maintain a homogeneous space between door and frame

5 Fissaggio finale.

Viti non incluse. Si consiglia vite autofilettante testa mezza tonda 3,5x32

Final fixing .

Screws not included. Use of flat head tapping screw is suggested (3.5x32)

CASSETTI / DRAWERS	
Portata dinamica Dynamic loading capacity	**24 Kg**
Temperatura d'esercizio della cella Working temperature of the cell	**4-6 °C** 39° - 43° F
Spessore frontale Thickness of the front panel	**58 mm** 2.28 in
Prova di durata Durability test	**80.000 aperture/chiusure** 80.000 openings/closings

SPORTELLO / DOOR	
Forza chiusura magneti Closing-force of the magnetic band	**3,4 Kg/m**
Temperatura d'esercizio della cella Working temperature of the cell	**4-6 °C** 39° - 43° F
Spessore frontale Thickness of the front panel	**58 mm** 2.28 in
Autochiusura Self-closing	**Da un'apertura di 10° a 0°** From 0 to 10 degrees
Prova di durata Durability test	**160.000 aperture/chiusure** 160.000 openings/closings

CON CORNICE INTERNA IN PVC
WITH PVC INTERNAL FRAME

SCHEMA MONTAGGIO CASSETTI
Drawer Installer Guide

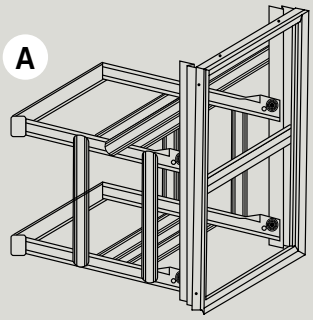

A Telaio con cornice in plastica
B Dima

A Structure with plastic frame
B Jig

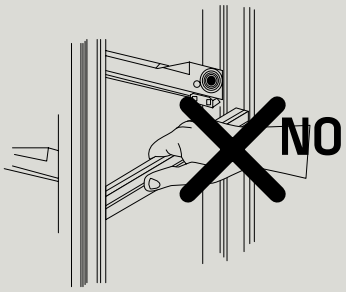

Non movimentare il telaio tramite il traverso perché è mobile e si stacca.

Don't move the structure touching the crosspiece otherwise it falls apart.

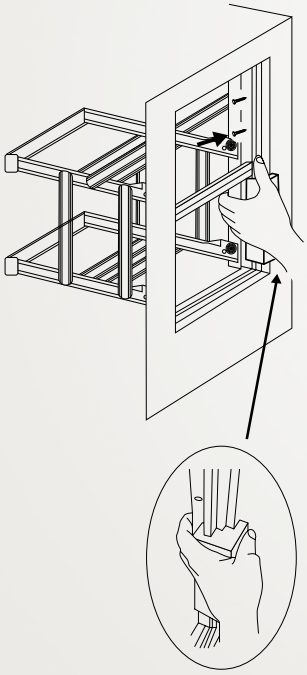

1

Inserire la dima nella cornice magnetica e portarla in battuta sul banco (vedi disegno).
Facendo presa con la mano sulla dima trattenere il telaio in acciaio e mantendolo in battuta sulla cornice, fissare le viti laterali (4+4).

Viti non incluse. Si consiglia vite autofilettante testa mezza tonda 3,5x32

Insert the jig in the magnetic frame and bring it level with the counter (see drawing).
While exerting manual pressure on the jig, make the inox frame stay still while fixing the side screws (4+4).

Screws not included. Use of flat head tapping screw is suggested (3.5x32)

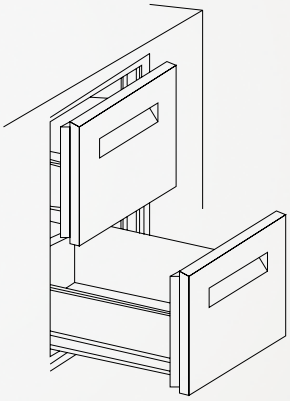

2

Inserire i cassetti.

Insert the drawers.

CARATTERISTICHE TECNICHE
CON CORNICE INTERNA IN PVC

TECHNICAL FEATURES
WITH PVC INTERNAL FRAME

Se il foro banco non rispetta le misure spessorare con legno.

Should the counter hole slightly differ from the dimensions stated in the above table, reinforce the counter with appropriate wood crosspieces.

SCHEMA MONTAGGIO SPORTELLO
Door Installer Guide

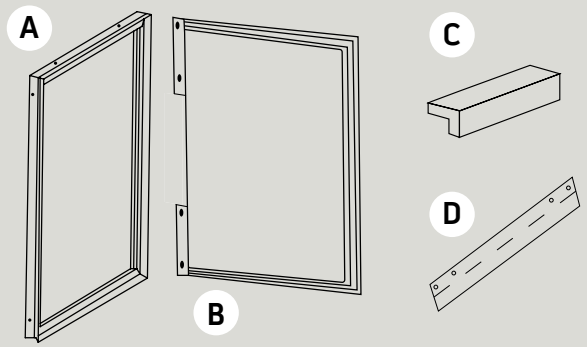

A Cornice in plastica
B Sportello
C Dima cornice
D Dima lama cerniera sportello (in cartone)

A *Plastic frame*
B *Door*
C *Frame jig*
D *Door hinge blade jig (cardboard)*

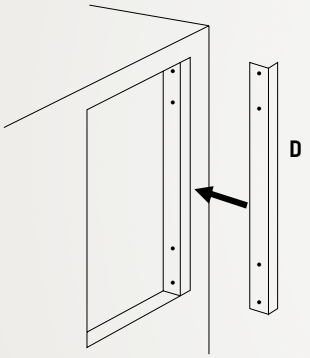

1

Utilizzando la dima **(D)** preforarecon una punta da Ø 3 mm.

Using jig **(D)** *, make pre-drills with a ø 3 mm bit.*

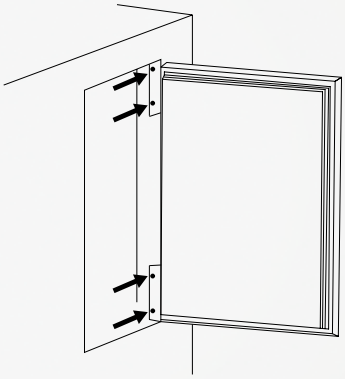

2

Fissare le cerniere con le 4 viti testa svasata piana incluse.

Fix the hinges with the 4 countersunk flat tapping screws provided.

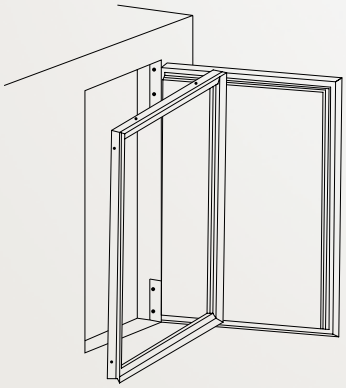

3

Inserire la cornice in plastica nel banco.

Insert the plastic frame in the counter hole.

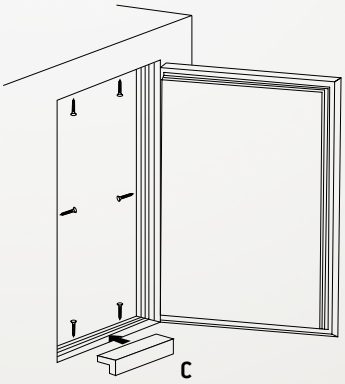

4

Utilizzare l'apposita dima **(C)** e fissare.

Viti non incluse. Si consiglia vite autofilettante testa mezza tonda 3,5x32

Use the jig provided **(C)** *and fix.*

Screws not included. Use of flat head tapping screw is suggested (3.5x32)

CASSETTI / DRAWER	
Portata dinamica Dynamic loading capacity	**24 Kg**
Temperatura d'esercizio della cella Working temperature of the cell	**4-6 °C** 39° - 43° F
Spessore frontale Thickness of the front panel	**58 mm** 2.28 in
Prova di durata Durability test	**80.000 aperture/chiusure** 80.000 openings/closings

SPORTELLO / DOOR	
Forza chiusura magneti Closing-force of the magnetic band	**3,4 Kg/m**
Temperatura d'esercizio della cella Working temperature of the cell	**4-6 °C** 39° - 43° F
Spessore frontale Thickness of the front panel	**58 mm** 2.28 in
Autochiusura Self-closing	**Da un'apertura di 10° a 0°** From 0 to 10 degrees
Prova di durata Durability test	**160.000 aperture/chiusure** 160.000 openings/closings

RONDA
STYLE THAT WORKS

COMPANY PROFILE

MADE IN ITALY

Ronda è un Gruppo metalmeccanico con l'anima di acciaio, acciaio inossidabile per resistere alla corrosione del tempo, con sede a Zanè, nell'alto-Vicentino, una delle zone a più alta densità metalmeccanica in Europa. La sua attività ha inizio attorno agli anni trenta del secolo scorso con una bottega di falegnameria. Con il dopoguerra e il boom economico si indirizza verso la costruzione di arredamenti in legno e acciaio per negozi e pubblici esercizi, fino a specializzarsi nella produzione di componenti completamente in acciaio inox per il settore Food & Beverage e Ho.re.ca, fino a diventarne uno dei leader europei.

Ronda is an engineering group with a core of steel, stainless steel to resist corrosion over time. It is based in Zanè, in the north of Vicenza, one of the areas with the highest density of metal industry in Europe. Its business started around the Thirties of the last century with a carpentry shop.
With the economic boom, it moved towards the construction of wooden and steel furniture for shops and commercial businesses, to specialise in the production of stainless steel components for the Food & Beverage industry and Ho.re.ca, until it became a European leader.

LEGENDA
KEY

(+1)	**Tolleranza consigliata (misure in mm)** Suggested tolerance (measurements in mm)
x - y	**Dimensioni esterne della cornice** Dimensions of the front panel including the frame
c - d	**Dimensioni del davanti** Size of front
e - f	**Dimensioni interne della cassa** Internal dimensions of the container
l	**Profondità totale dell'articolo da filo bianco** Total depht of the item from the counter front
s	**Sporgenza esterna da filo bianco** External projection from the counter front
g	**Passaggio utile a 90°** Available space at 90°
g1	**Passaggio utile a 135° apertura massima** Available space at 135° (full aperture)
h	**Altezza cassa interna** Available internal height
u	**Altezza utile interna** Available internal height
z	**Profondità cornice da filo banco** Depth of frame from counter front

L'azienda si riserva il diritto di apportare modifiche e/o migliorie ai prodotti senza preavviso .

The company reserves the right to make changes and/or improvements to the products without prior notice.

A4

SERIES

Ronda S.p.A.
Via Vegri 83,
36010 Zane (VI) Italy

Tel +39 0445 385600
Fax: +39 0445 385700
E-mail: vendite@ronda.it
E-mail: sales@ronda.it
www.ronda.it

RONDA
STYLE THAT WORKS

MADE IN ITALY

I MIGLIORI LOCALI
SCELGONO RONDA

FOR A TOP CLASS PLACE
CHOOSE RONDA



keybusiness.com

BR. A4 ed. 01 02/2013