opk EUROPE

PRODUKTKATALOG

Product catalogue

Catalogue des produits

SLIDING DOOR SYSTEM EXPERTS

2023/2024

Impressum / ***Imprint*** / ***Mentions légales***

Der Nachdruck des Kataloges, auch auszugsweise, der Abdruck oder die Nachahmung der Abbildungen sowie die Nachahmung der Gestaltung ist verboten.

In diesem Katalog sind die technischen Darstellungen und Maßangaben, auch bei den Abbildungen und Zeichnungen, unverbindlich. Abbildungen können vom Original abweichen. Konstruktionsänderungen sind vorbehalten. Alle Maßangaben sind in mm, sofern nicht anders angegeben. Für Lieferungen gelten die AGB's die auf www.opkeurope.com eingesehen werden können.

The reprinting of the catalog even in extracts, the reprinting or imitation of the illustrations and the imitation of the design is prohibited.

In this catalog the technical representations and dimensions, also in the illustrations and drawings, are not binding. We reserve the right to make design changes. Images may differ from the original. All dimensions are in mm, unless otherwise stated. For deliveries the general terms and conditions apply which can be viewed at www.opkeurope.com

Toute reproduction du présent catalogue, même par extrait, la reproduction ou l'imitation des illustrations ainsi que l'imitation sont interdites.
Les illustration techniques et les dimensions, tout comme les illustrations et dessins, contenus au présent catalogue s'entendent sans engagement. Les illustration peuvent diverger de l'original. Sous réserve de toutes modifications apportées à la construction. Toutes les dimensions s'entendent en mm, sauf indication contraire. Les livraisons sont soumises aux CG qui peuvent être consultées au www.opkeurope.com

Herausgeber: / ***Editor:*** / ***Éditeur:***
OPK Europe GmbH
Junghansstr. 16
D-72160 Horb am Neckar
Tel: +49 (0)7451 622 64 0
info@opk-europe.com
www.opkeurope.com

Mai / May / *Mai 2023*
© OPK Europe GmbH
Alle Rechte vorbehalten
All rights reserved
Tous droits réservés

Gedruckt in Deutschland
Printed in Germany
Imprimé en Allemagne

Über uns
About us / à propos de nous

opk Geschichte
opk history / Histoire d'opk 01 - 02

Schiebetür Anwendungsarten
Types of applications for sliding doors / Types d'application pour porte coulissante 03 - 04

opk Produkte / *opk products / Produits opk*
Möbelsysteme / *Furniture systems / Systèmes de meubles*

opk Miniroller 06-09

opk Speedboat 10-19

opk Speedboat W/G Schienen, Zubehör / *Tracks, Accessories* / Rails, Accessoires 19

opk Submarine 9 20-23

opk Submarine S 24-27

opk Flagship 5 W 28-31

opk Sailing 2 32-35

opk Sailing 4 36-43

opk Ocean 1 44-49

opk Rotary 50-55

opk Aircraft 6 56-58

Raumtrennsysteme / *Room dividing systems / Systèmes de division de pièces*

opk Cruiser 3 Wood
Boden- Deckenmontage untenlaufend / *Floor- Ceiling Mounting Bottom Running /*
Montage au étage au plafond en bas 60-63

opk Cruiser 5 Wood
Boden- Deckenmontage untenlaufend / *Floor- Ceiling Mounting Bottom Running /*
Montage au étage au plafond en bas 64-67

opk Cruiser 5 Profile
Boden- Deckenmontage untenlaufend / *Floor- Ceiling Mounting Bottom Running /*
Montage au étage au plafond en bas 68-70

opk Cruiser 5 Profile
Schienen, Zubehör / *Tracks, Accessories* / Rails, Accessoires 71-72

opk Cruiser 5 Profile
Ausführung und Oberfläche / Type and Finish / Exécution et finition 73

opk Cruiser 5 Einzelteile
Single parts / Pièces détachées 74-76

OPK-Produkte zeichnen sich durch deutsche Qualitätsstandards aus

OPK products feature German quality standards /
Les produits OPK répondent aux normes de qualité allemandes

OPK-Beschläge zeichnen sich vor allem durch ihre Leichtgängigkeit und leise Dämpfung aus. Das Versprechen an die Kunden lautet außerdem: optimaler Service, kompetente Beratung und das beste Produkt.

Die Produkte zeichnen sich durch deutsche Qualitätsstandards aus. Sie werden auf europäischen Maschinen und Anlagen produziert und nach IOS geprüft, unter Verwendung modernster Materialien und Technologien. Die Prüfungen der Produkte erfüllen sogar höhere Standards als die anderer Hersteller. OPK ist damit vergleichbar mit den europäischen Top-Marken.
Das liegt auch an der sehr hohen Fertigungstiefe - vom Werkzeugbau bis zum Anlagenbau.

OPK fittings are characterised mainly by their smooth running and silent damping. Moreover, the promise to customers is optimum service, expert advice, and the best product.

The products feature German quality standards. They are produced on European machines and systems and tested according to IOS, using the latest materials and technologies. The tests of the products meet even higher standards than those of other manufacturers. OPK is thus comparable to the European top brands. This is also due to the very high production depth – from toolmaking to plant construction.

Les ferrures OPK se caractérisent principalement par leur fonctionnement souple et leur amortissement silencieux. En outre, la promesse faite aux clients est un service optimal, des conseils d'experts et le meilleur produit.

Les produits sont conformes aux normes de qualité allemandes. Ils sont fabriqués sur des machines et des systèmes européens et testés selon IOS, en utilisant les matériaux et les technologies les plus récents. Les tests des produits répondent à des normes encore plus élevées que celles des autres fabricants. OPK est donc comparable aux grandes marques européennes. Ceci est également dû à la très grande profondeur de production - de la fabrication d'outils à la construction d'installations.

Bausysteme / *Building systems* / *Systèmes de construction*

opk Spaceship 80 *78-120*

opk Spaceship 80 W
Standard Deckenmontage / *Ceiling Mounting* / Montage au plafond *79 - 80*

opk Spaceship 80 W
Minimal Deckenmontage / *Ceiling Mounting* / Montage au plafond *81 - 82*

opk Spaceship 80 G
Deckenmontage / *Ceiling Mounting* / Montage au plafond *83 - 89*

opk Spaceship 80 W Standard Pocket *91 - 92*

opk Spaceship 80 W Minimal Pocket *93 - 94*

opk Spaceship 80 G Pocket *95 - 96*

opk Spaceship 80 Push to Open / Standard / Minimal / Glass Pocket *97 - 98*

opk Spaceship 80 W/G Pocket
Schienen, Zubehör / *Tracks, Accessories* / Rails, Accessoires *99 - 100*

opk Spaceship 80 W Wandmontage / *Wall Mounting* / Montage mural *103-104*

opk Spaceship 80 G Wandmontage / *Wall Mounting* / Montage mural *105-108*

opk Spaceship 80 Synchro W
Minimal Wandmontage / *Wall Mounting* / Montage mural *111-112*

opk Spaceship 80 W
Schienen, Zubehör / *Tracks, Accessories* / Rails, Accessoires *113-119*

opk Spaceship 160 *122-132*

opk Spaceship 160 W
Minimal Deckenmontage / *Ceiling Mounting* / Montage au plafond *123-124*

opk Spaceship 160 W Minimal Pocket *125-126*

opk Spaceship 120 G
Deckenmontage / *Ceiling Mounting* / Montage au plafond *127-128*

opk Spaceship 120 G Pocket *129-130*

opk Spaceship 160/120
Schienen, Zubehör / *Tracks, Accessories* / Rails, Accessoires *131-132*

opk Navigator W *134-140*

opk Navigator W2 *135-136*

opk Navigator W3 *137-138*

opk Navigator W4 *139-140*

opk E-SPACE *142-160*

opk E-SPACE W
Minimal Deckenmontage / *Ceiling Mounting* / Montage au plafond *143-144*

opk E-SPACE G
Deckenmontage / *Ceiling Mounting* / Montage au plafond *145-148*

opk E-SPACE W Minimal Pocket *149-150*

opk E-SPACE G Pocket *151-154*

opk E-SPACE Schienen, Zubehör / *Tracks, Accessories* / Rails, Accessoires *155-158*

opk E-SPACE Optional erhältlich / *Optional available* / Disponible en option *159-160*

opk Qualitätsmanagement *opk quality management /* opk Assurance qualité *161*

Türgewichtberechnung *Door weight calculation /* Calcul du poids de la porte *162*

opk Geschichte

opk history / Histoire d'opk



Eine überragende Nutzer Experience verbunden mit echten Mehrwerten für Handel und Verarbeiter, haben OPK Europe in kurzer Zeit zu einem der relevanten Player im Segment der Möbel- und Baubeschläge gemacht – und das europaweit. Die Entwicklung einer Schiebetür steht am Anfang der Erfolgsgeschichte von OPK. Aus dieser DNA ist Schritt für Schritt ein einzigartiges Portfolio unterschiedlichster Schiebetürlösungen entstanden, die alle eines gemeinsam haben: OPK Produkte sind bis ins kleinste Detail durchdacht, stehen für eine außergewöhnliche Qualitätsanmutung und höchsten Komfort. Alle Produkte entstehen in eigenen Entwicklungsabteilungen. Für den europäischen Markt entwickelt und vertreibt die OPK Europe GmbH mit Sitz in Deutschland die länderspezifischen Produktmodifikationen. Gefertigt werden die hochwertigen Komponenten beim Mutterkonzern Guandong OPK Smart Home Technology Co. Ltd.

An outstanding user experience combined with real added value for the trade and fabricators have made OPK Europe one of the relevant players in the furniture and building hardware segment in a short time - and throughout Europe. The development of a sliding door is at the beginning of OPK's success story. Step by step, this DNA has given rise to a unique portfolio of the most diverse sliding door solutions, all of which have one thing in common: OPK products are well thought out down to the smallest detail and stand for exceptional quality and maximum comfort. All products are created in our own development departments. For the European market, OPK Europe GmbH, based in Germany, develops and distributes the country-specific product modifications. The high-quality components are manufactured by the parent company Guandong OPK Smart Home Technology Co. Ltd.

Une expérience utilisateur supérieure associée à une réelle valeur ajoutée pour les distributeurs et les transformateurs ont fait d'OPK Europe un acteur important dans le segment des ferrures de meubles et de construction, et ce dans toute l'Europe.Le développement d'une porte coulissante est à l'origine du succès d'OPK. De cet ADN est né, pas à pas, un portefeuille unique de solutions de portes coulissantes les plus diverses, qui ont toutes un point commun : Les produits OPK sont pensés dans les moindres détails, ils sont synonymes d'une qualité exceptionnelle et d'un confort maximal. Tous les produits sont développés dans nos propres départements de développement. Pour le marché européen, OPK Europe GmbH, dont le siège est en Allemagne, développe et commercialise les modifications de produits spécifiques aux différents pays. Les composants de haute qualité sont fabriqués par la société mère Guandong OPK Smart Home Technology Co. Ltd.

1996

Die Firma wird in Chengdu, Provinz Sichuan gegründet.

The company is established in Chengdu, Sichuan Province.

La société est établie à Chengdu, dans la province du Sichuan.

2000

Neue Produktionsprozesse erfordern mehr Platz. Das OPK-Werk in Xiaolan Town wird nach Zhongshan City verlegt.

New production processes require more space. OPK plant is relocated in Xiaolan Town, Zhongshan City.

Les nouvelles processus de production nécessitent plus d'espace. L'usine OPK à Xiaolan Town déménage dans la ville de Zhongshan.

2006

Entwicklung einer neuen Produktlinie. OPK wird zu einem wichtigen Player auf dem Markt für Schiebesysteme.

Development of new product line. OPK becomes an important player in the market for sliding systems.

Développement d'une nouvelle gamme de produits. OPK devient un acteur important sur le marché des systèmes coulissants.

2007

Die Marke OPK ist eingetragen und das Logo wird zum Markenzeichen für Schiebetürbeschläge mit Dämpfung.

OPK brand is registered and the logo becomes a trade-mark for sliding door fittings with soft closing devices.

La marque OPK est déposée et le logo devient une marque déposée pour les ferrures de portes coulissantes à fermeture amortie.

2011

OPK einer der größten Hersteller von Schiebetürsystemen weltweit.

OPK becomes one of the largest manufacturers of sliding doors systems worldwide.

OPK devient l'un des plus grands fabricants de systèmes de portes coulissantes au monde.

2014

Mit über 1200 Beschäftigten und mehr als 50.000 m² Betriebsfläche ist OPK eines der führenden Unternehmen für Schiebetürsysteme.

With over 1,200 employees and more than 50,000 sqm of operating space, OPK is one of the leading companies in sliding door systems.

Avec plus de 1 200 employés et plus de 50 000 m² d'espace, OPK est l'une des entreprises de premier plan dans les systèmes de portes coulissantes.

2018

OPK Europe feiert im Juni 2018 die Eröffnung des Standorts Horb am Neckar.

OPK Europe celebrates the opening of the Horb am Neckar location in June 2018.

OPK Europe GmbH fête l'ouverture du site de Hors sur le Neckar en juin 2018.

2019

OPK zeigt auf der Interzum 2019 in Köln Neuheiten im Baubeschlag opk E-Space und opk Spaceship 80 / 160.

OPK shows at the Interzum 2019 in Cologne Innovations in opk E-Space and opk Spaceship 80 / 160 construction fittings.

OPK présente au salon Interzum 2019 à Cologne Nouveautés dans les ferrures de construction opk E-Space et opk Spaceship 80 / 160.

2023

OPK auf der Interzum 2023 mit den neuesten Trends für Schiebetürsysteme.

OPK at Interzum 2023 with the latest trends for sliding door systems.

OPK au salon Interzum 2023 avec les dernières tendances pour les systèmes de portes coulissantes.

Schiebetüren Anwendungsarten

Types of application for sliding doors /
Types d'application pour portes coulissantes

InSide
- **Türflügel laufen im Korpus**

Doors run inside the cabinet

Les portes glissent à l'intérieur du corps

MixSide
- **Türflügel laufen im Korpus und außerhalb des Korpus**

Doors run inside and outside of the cabinet

Les portes glissent à l'intérieur et à l'extérieur du corps

OutSide *1 Tür/1 door/1 porte*
- **Türflügel läuft vor dem Korpus**

Door run in front of the cabinet

Le vantail glisse devant le corps

OutSide *2 Türen/2 doors/2 portes*
- **Türflügel laufen vor dem Korpus**

Doors run in front of the cabinet

Le vantail glisse devant le corps

In/OutSide
- **ein Türflügel läuft im, der andere läuft vor dem Korpus**

One door runs inside the cabinet, the other in front of the cabinet

Un vantail porte glisse à l'intérieur du corps, l'autre devant le corps

FoldSide
- **Türflügel werden wie eine Ziehharmonika zu einem Paket gefaltet**

Doors are folded into a package like an accordion

Les portes sont pliées dans un paquet comme un accordéon

Ceiling mounting
- **Deckenmontage**

Montage au plafond

Wall mounting
- **Wandmontage**

Montage mural

Pocket door
- **Wandtaschenlösung**

Solution porte de poche

Room dividing
with two doors
- **Raumtrennung zweitürig**

Division de la pièce à deux portes

Schiebetür Optionen

Sliding door options / Options de portes coulissantes

- **Für 1 Türflügel**
  for 1 door
  pour 1 porte
- **Für 2 Türflügel**
  for 2 door
  pour 2 portes
- **Für 3 Türflügel**
  for 3 door
  pour 3 portes
- **Für mehr als 3 Türflügel**
  for more than 3 doors
  pour plus de 3 vantaux
- **Türhöhe**
  Door height
  Hauteur de porte
- **Türbreite**
  Door width
  Largeur de porte
- **Türstärke**
  Door thickness
  Épaisseur de porte
- **Höhenverstellung**
  Height adjustment
  Réglage de la hauteur
- **Türgewicht**
  Door weight
  Poids de porte
- **Türstapelung**
  Door stacking
  Empilage de la porte
- **Festelement**
  Fixed element
  Élément fixe
- **Synchronlauf-mechanismus**
  Synchronous running mechanism
  Mécanisme de fonctionnement synchrone
- **Durchgangsmaß**
  Passage width
  Dimension passage
- **Schallschutzwert**
  Soundproofing value
  Valeur d'insonorisation
- **Schallhemmende Schiebetür**
  Soundproof sliding door
  Porte coulissante insonorisante
- **Ohne Dämpfung**
  Without damping
  Sans amortissement
- **Einseitige Dämpfung**
  One side damping
  Amortissement d'un côté
- **Zweiseitige Dämpfung**
  Both sides damping
  Amortissement des deux côtés
- **Holz**
  Wood
  Bois
- **Aluminiumrahmen für Holz**
  Aluminium frame for wood
  Cadre en aluminium pour le bois
- **Glas**
  Glass
  Verre
- **Glas mit horizontalem Rahmenprofil**
  Glass with horizontal frame
  Verre avec profilé cadre horizontal
- **Aluminiumrahmen für Glas**
  Aluminium frame for glass
  Cadre en aluminium pour verre
- **Empfehlung ESG Glas**
  ESG Glass recommended
  Verre ESG conseillé
- **Empfehlung Glas VSG**
  VSG Glass recommended
  Verre VSG conseillé
- **Handy App**
  Mobile App
  appli pour téléphone portable
- **Berührungs-steuerung**
  By touch
  Commande tactile
- **Elektromagnetisch**
  Electomagnetic
  Électromagnétique
- **Fernbedienung**
  Remote control
  Télécommande
- **Hygieneschalter**
  Hygienic push button
  Bouton poussoir hygiénique
- **Radarsensor**
  Radar sensor
  Capteur radar
- **TÜV**
  TÜV
  TÜV (contrôle technique)
- **SGS**
  SGS
  SGS

Möbelsysteme

Furniture systems / Systèmes de meubles

Inhaltsverzeichnis

Content / Sommaire

opk Miniroller	06-09
opk Speedboat	10-19
opk Speedboat W InSide	11-12
opk Speedboat W MixSide	13-14
opk Speedboat W OutSide	15-16
opk Speedboat G Inside	17-18
opk Speedboat W/G Schienen, Zubehör *Tracks, Accessories* / Rails, Accessoires	19
opk Submarine 9	20-23
opk Submarine S	24-27
opk Flagship 5 W	28-31
opk Sailing 2	32-35
opk Sailing 4	36-43
opk Ocean 1	44-49
opk Rotary	50-55
opk Aircraft 6	56-58

opk MINIROLLER

FÜR DIE KLEINEN DINGE. MIT GROSSER WIRKUNG.
FOR THE LITTLE THINGS. WITH A BIG EFFECT.
POUR LES PETITES CHOSES. ET UN EFFET GRANDIOSE GARANTI.



opk Miniroller

Technische Zeichnung

Technical drawing / Plans et schémas

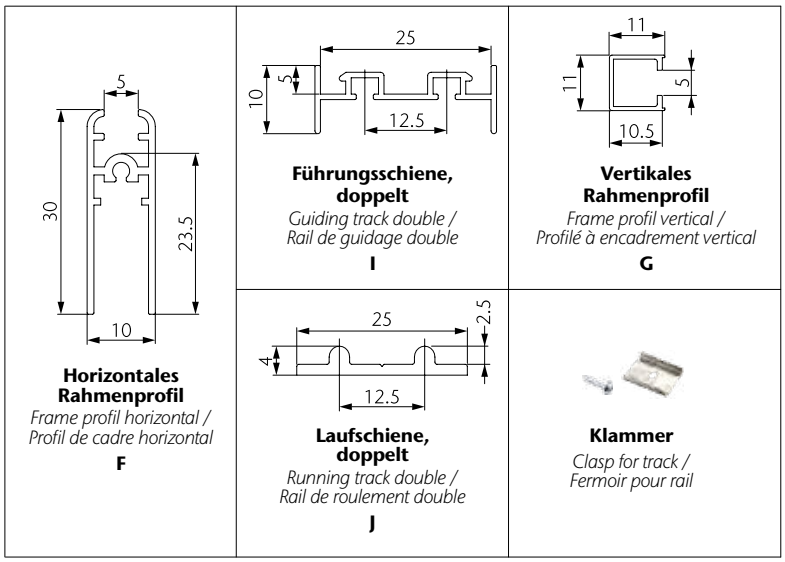

Türe mit vertikalem Rahmen

Door with vertical frame / Porte à encadrement vertical

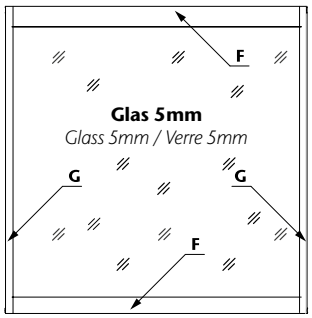

Türe ohne vertikalem Rahmen

Door without vertical frame / Porte sans à encadrement vertical

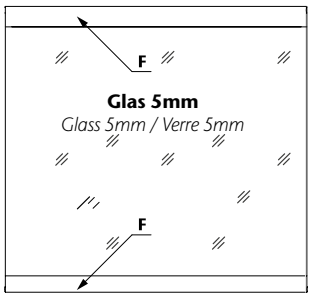

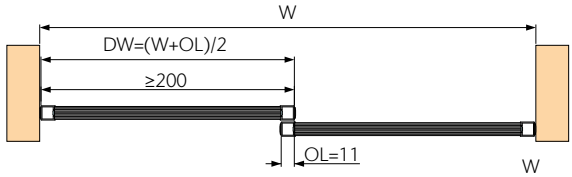

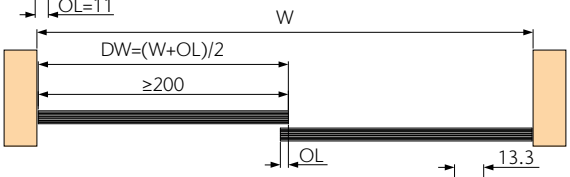

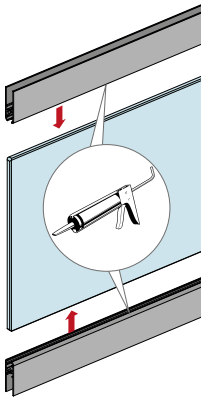

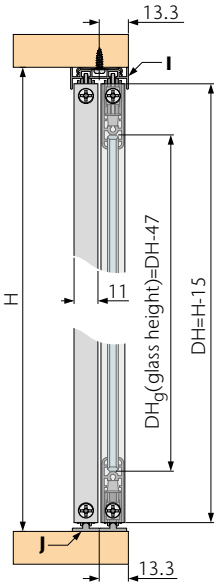

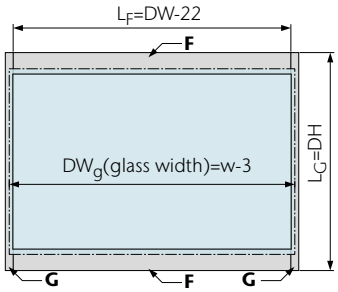

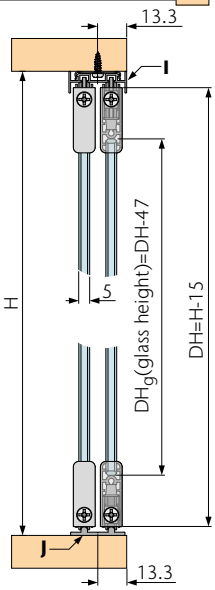

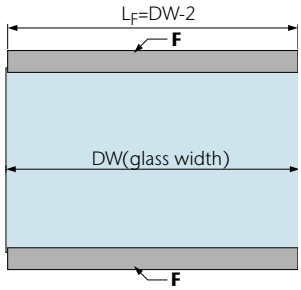

opk Miniroller

Tür mit vertikalen Rahmen *Door with vertical frames / Portes à encadrement vertical*		kg			Art.-Nr./No./N° d'art.
	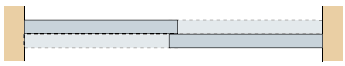	≤15	200~1200	≤1200	01-161-300-001
Tür ohne vertikalen Rahmen *Door without vertical frames / Portes sans cadre vertical*					
	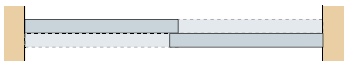	≤15	200~1200	≤1200	01-161-000-001

Konfiguration für 1 Tür

Configuration for 1 door / Configuration pour 1 porte

Führung *Guiding part / Guidage*		2	2
Laufwerk *Running part / Train de roulement*		2	2
Stopper *Stopper / Butée*		2	2
Rahmenverbindung *Frame connection / Connexion de cadre*		4	4
Endkappe *End cap / Capuchon de fin*		0	4
Abdeckkappe *Cover cap / Cache Capuchon*		4	4
Klammer *Clasp for track / Fermoir pour rail*		4 pcs/m	4 pcs/m

opk Miniroller

Schienen, Zubehör

Tracks, Accessories / Rails, Accessoires

Produktbeschreibung *Product description / Description du produit*		**Material** *Material / Matériel*	**Farbe** *Finish / Couleur*	**Länge (mm)** *Length / Longueur*	**Art.-Nr./No./ N° d'art.**
Führungsschiene, doppelt *Guiding track double / Rail de guidage double*	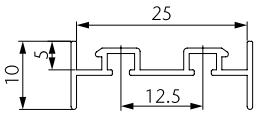	**Aluminium eloxiert** *Anodized aluminium* *Aluminium anodisé*	**Silber** *Silver* *Argent*	2500	01-167-250-225
Laufschiene, doppelt *Running track double / Rail de roulement double*	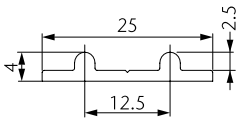	**Aluminium eloxiert** *Anodized aluminium* *Aluminium anodisé*	**Silber** *Silver* *Argent*	2500	01-166-250-225
Horizontales Rahmenprofil *Frame profil horizontal / Profilé à encadrement horizontal*	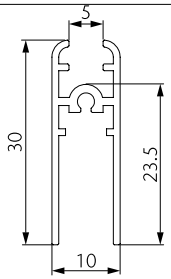	**Aluminium eloxiert** *Anodized aluminium* *Aluminium anodisé*	**Silber** *Silver* *Argent*	2500	01-168-750-025
Vertikales Rahmenprofil *Frame profil vertical / Profil à encadrement vertical*	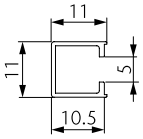	**Aluminium eloxiert** *Anodized aluminium* *Aluminium anodisé*	**Silber** *Silver* *Argent*	2500	01-168-850-025

opk SPEEDBOAT

DER SCHNELLLÄUFER FÜR SIDEBOARD UND OBERSCHRANK.
THE FAST RUNNER FOR SIDEBOARD AND CABINET.
LE SPRINTEUR POUR BUFFETS BAS ET ÉLÉMENTS EN HAUTEUR.





opk Speedboat W InSide

Technische Zeichnung

Technical drawing / Plans et schémas

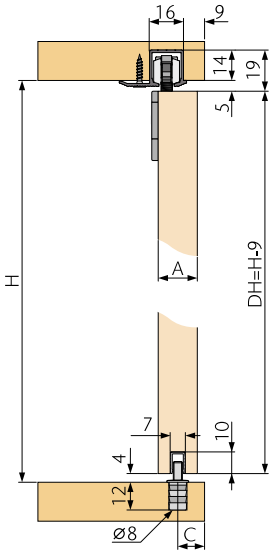

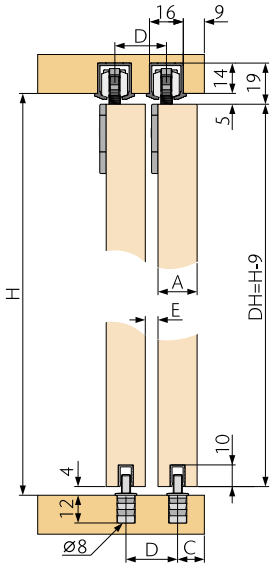

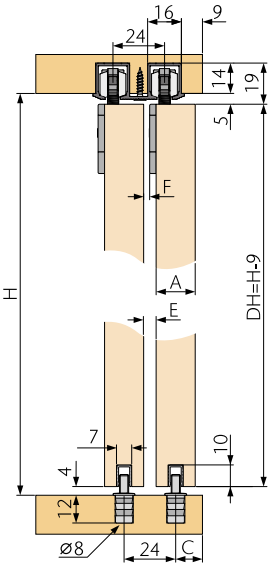

	A (16mm)	A (18mm)	A (19mm)
C	13mm	12mm	11.5mm

	A (16mm)	A (18mm)	A (19mm)
C	13mm	12mm	11.5mm
D	22mm	24mm	25mm
E	6mm	6mm	6mm

	A (16mm)	A (18mm)	A (19mm)
C	13mm	12mm	11.5mm
D	8mm	6mm	5mm
E	5mm	3mm	2mm

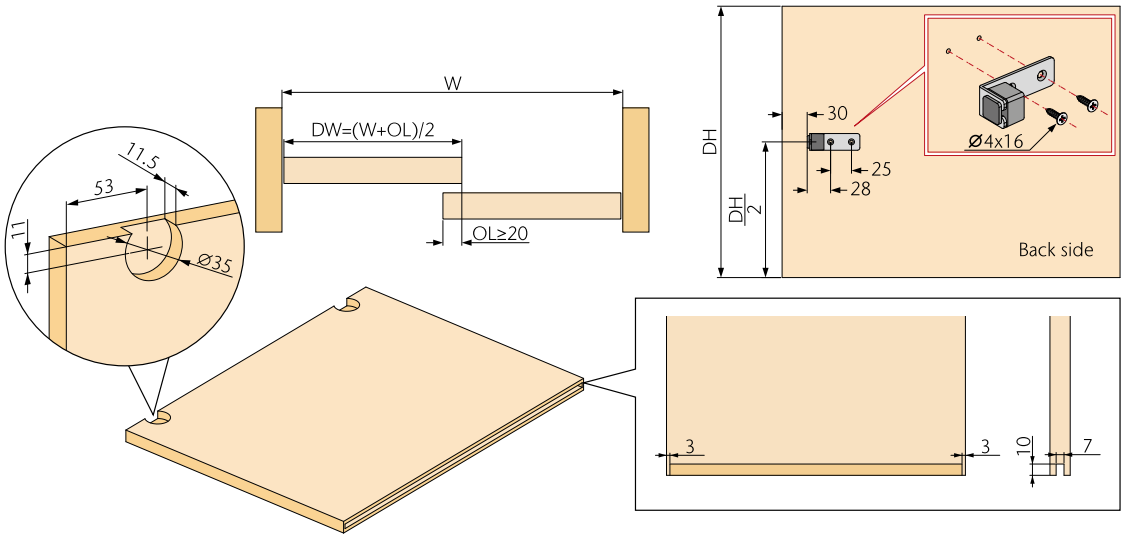

opk Speedboat W InSide

					Art.-Nr./No./N° d'art.
		≤20	350~1000	≤1400	01-011-102-001
		≤20	560~1000	≤1400	01-011-103-001

Konfiguration für 1 Tür

Configuration for 1 door / Configuration pour 1 porte

Laufwerk mit Dämpfer Holz *Running part with damping wood / Train de roulement avec bois d'amortissement*		1	2
Aktivator *Activator / Activateur*		1	2
Laufwerk *Running part / Train de roulement*		1	0
Stopper *Stopper / Butée*		1	0
Gehäuse Holz *Housing wood / Coque en bois*		2	2
Führung Holz *Guiding part wood / Guidage en bois*		1	1
ST4.2x16 Senkkopfschraube mit Kreuzschlitz *ST4.2×16 Cross recess countersunk head self-drilling screw / ST4.2x16 Vis fraisée à tête cruciformee*		4	4
SW 2.5mm Innensechskant *SW 2.5mm hex key / SW 2.5mm Six pans creux*		1	1

opk Speedboat W MixSide

Technische Zeichnung

Technical drawing / Plans et schémas

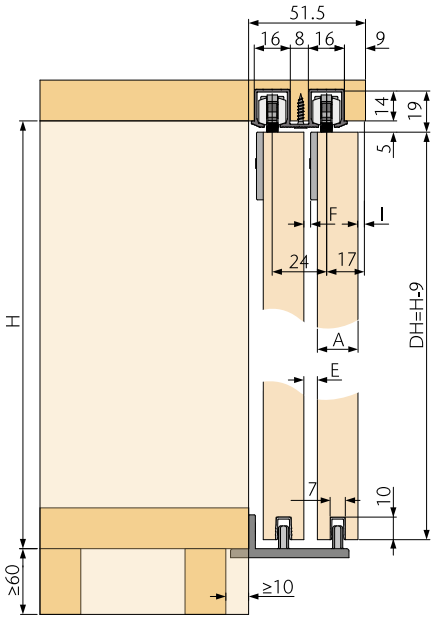

	A (16mm)	A (18mm)	A (19mm)
E	8mm	6mm	5mm
F	5mm	3mm	2mm
I	5mm	3mm	2mm

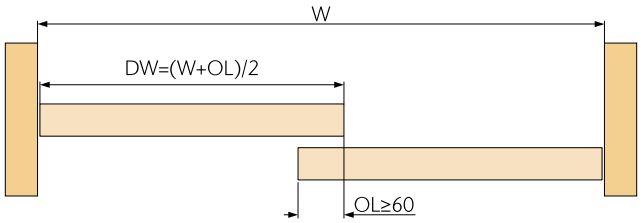

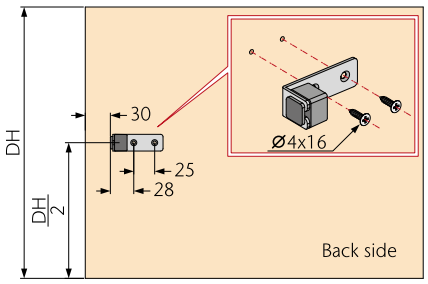

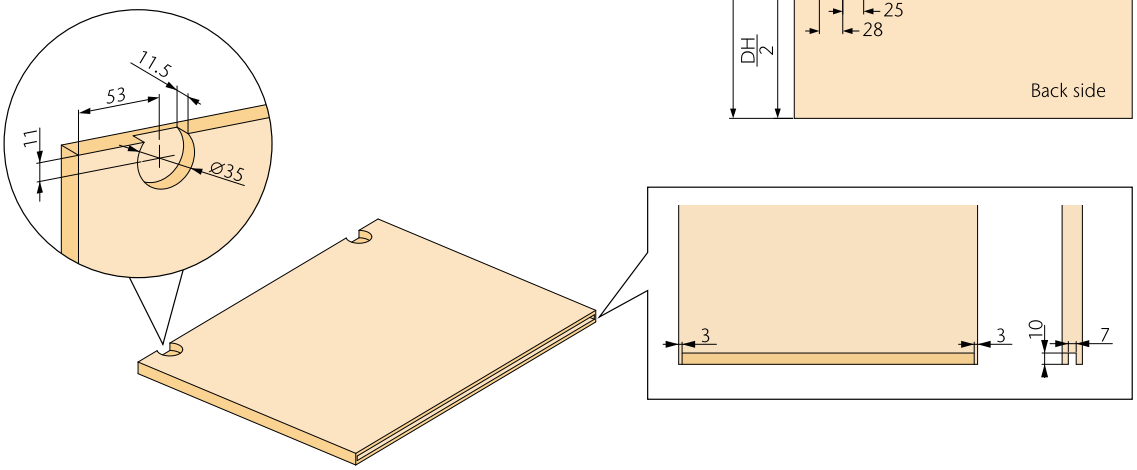

opk Speedboat W MixSide

					Art.-Nr./No./N° d'art.
		≤20	350~1000	≤1400	2x 01-011-102-001
		≤20	560~1000	≤1400	2x 01-011-103-001

Konfiguration für 1 Tür

Configuration for 1 door / Configuration pour 1 porte

Art.-Nr./No./N° d'art.		01-011-102-001 (x2)	01-011-103-001 (x2)
Laufwerk mit Dämpfer Holz *Running part with damping wood / Train de roulement avec bois d'amortissement*		1	2
Aktivator *Activator / Activateur*		1	2
Laufwerk *Running part / Train de roulement*		1	0
Stopper *Stopper / Butée*		1	0
Gehäuse Holz *Housing wood / Coque en bois*		2	2
ST4.2x16 Senkkopfschraube mit Kreuzschlitz *ST4.2×16 Cross recess countersunk head self-drilling screw / ST4.2x16 Vis fraisée à tête cruciforme*		4	4
SW 2.5mm Innensechskant *SW 2.5mm hex key / SW 2.5mm Six pans creux*		1	1
Führung Holz *Guiding part wood / Guidage en bois*		**Wird ersetzt durch Führung MixSide Holz** *Replaced by guiding part mixside wood / Remplacé par un guidage en bois MixSide*	

Zubehör für 2 Türen

Accessories for 2 doors / Accessoires pour 2 portes

Art.-Nr./No./N° d'art.		01-013-100-400
Führung MixSide Holz *Guiding part MixSide wood / MixSide de guidage en bois*		1
ST4.2x16 Senkkopfschraube mit Kreuzschlitz *ST4.2×16 Cross recess countersunk head self-drilling screw / ST4.2x16 Vis fraisée à tête cruciforme*		2

opk Speedboat W OutSide

Technische Zeichnung

Technical drawing / Plans et schémas

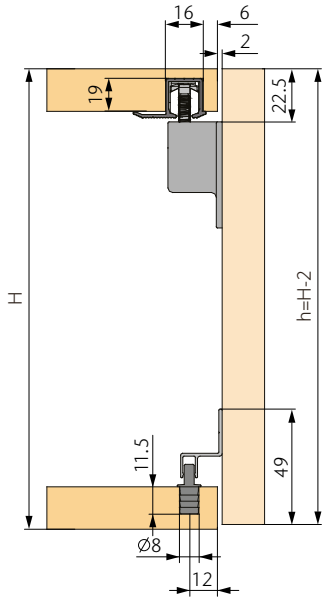

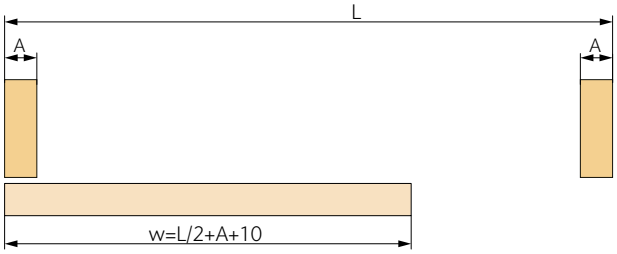

Einseitig gedämpft /
One side damping /
Amortissement d'un côté

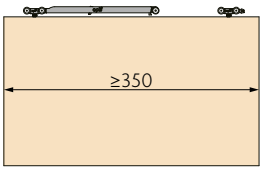

Zweiseitig gedämpft /
Both sides damping /
Amortissement des deux côtés

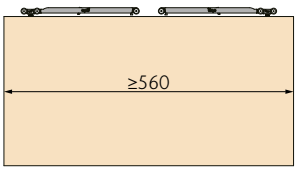

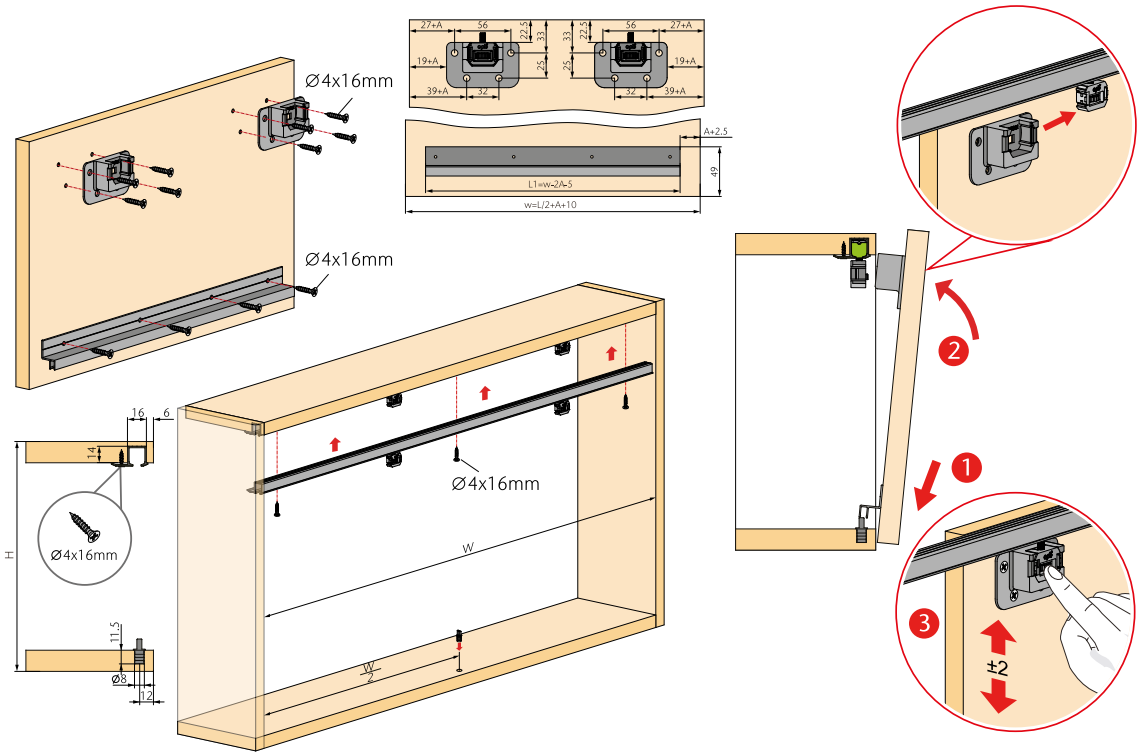

opk Speedboat W OutSide

					Art.-Nr./No./N° d'art.
		≤20	350~1000	≤1400	1x 01-011-102-001
		≤20	560~1000	≤1400	1x 01-011-103-001

Konfiguration für 1 Tür

Configuration for 1 door / Configuration pour 1 porte

Art.-Nr./No./N° d'art.		01-011-102-001 (x1)	01-011-103-001 (x1)
Laufwerk mit Dämpfer Holz *Running part with damping wood / Train de roulement avec bois d'amortissement*		1	2
Aktivator *Activator / Activateur*		1	2
Laufwerk *Running part / Train de roulement*		1	0
Stopper *Stopper / Butée*		1	0
Gehäuse Holz *Housing wood / Coque en bois*		2	2
ST4.2x16 Senkkopfschraube mit Kreuzschlitz *ST4.2×16 Cross recess countersunk head self-drilling screw / ST4.2x16 Vis fraisée à tête cruciforme*		4	4
SW 2.5mm Innensechskant *SW 2.5mm hex key / SW 2.5mm Six pans creux*		1	1
Führung Holz *Guiding part wood / Guidage en bois*		**Wird ersetzt durch Führung OutSide Holz** *Replaced by guiding part OutSide wood / Remplacé par un guidage en bois OutSide*	

Zubehör für 1 Tür

Accessories for 1 door / Accessoires pour 1 porte

Art.-Nr./No./N° d'art.		01-012-100-300
Aufsatzmontage Führung Holz *Top mounting guide wood / Guide montage par le haut en bois*		2
ST4.2x16 Senkkopfschraube mit Kreuzschlitz *ST4.2×16 Cross recess countersunk head self-drilling screw / ST4.2x16 Vis fraisée à tête cruciforme*		8

opk Speedboat G InSide

Technische Zeichnung
Technical drawing / Plans et schémas

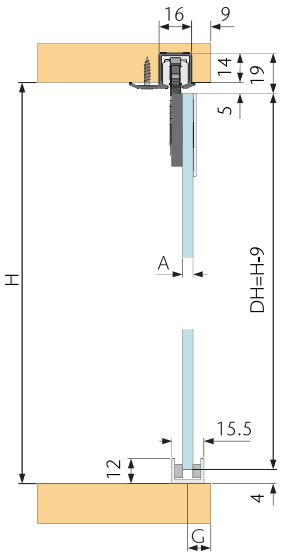

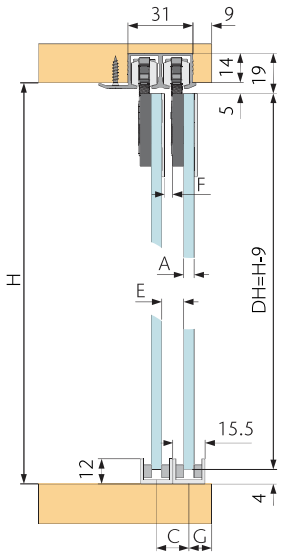

	A (4mm)	A (5mm)	A (6mm)	A (6.35mm)
G	11.5mm	11mm	10.5mm	10.3mm

	A (4mm)	A (5mm)	A (6mm)	A (6.35mm)
C	15.5mm	15.5mm	15.5mm	15.5mm
E	11.5mm	10.5mm	9.5mm	9.1mm
F	4mm	3mm	2mm	1,6mm
G	11.5mm	11mm	10.5mm	10.3mm

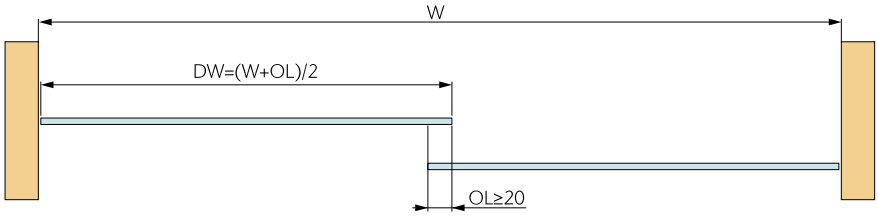

Einseitige Dämpfung
One side damping / Amortissement d'un seul côté

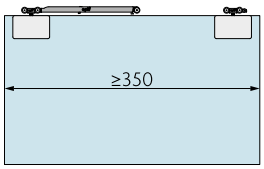

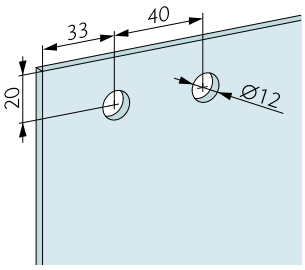

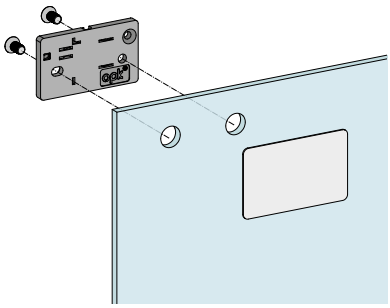

Beidseitige Dämpfung
Both sides damping / Amortissement des deux côtés

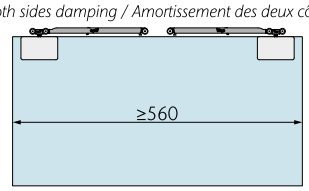

opk Speedboat G InSide

					Art.-Nr./No./N° d'art.
		≤20	350~1000	≤1400	01-011-202-601
		≤20	560~1000	≤1400	01-011-203-601

Konfiguration für 1 Tür

Configuration for 1 door / Configuration pour 1 porte

Laufwerk mit Dämpfer Glas *Running part with damping glass / Train de roulement avec verre d'amortissement*		1	2
Aktivator *Activator / Activateur*		1	2
Laufwerk *Running part / Train de roulement*		1	0
Stopper *Stopper / Butée*		1	0
Gehäuse Glas *Housing glass / Coque verre*		2	2
Führung Glas *Guiding part glass / Guidage verre*		1	1
ST3x8 Senkkopfschraube mit Kreuzschlitz *ST3×8 Cross recess countersunk head self-drilling screw / ST3×8 Vis fraisée à tête cruciforme*		2	2
SW 2.5mm Innensechskant *SW 2.5mm hex key / SW 2.5mm Six pans creux*		1	1

opk Speedboat W/G

Schienen, Zubehör

Tracks, Accessories / Rails, Accessoires

Produktbeschreibung *Product description / Description du produit*		**Material** *Material / Matériel*	**Farbe** *Finish / Couleur*	**Länge (mm)** *Length / Longueur*	**Art.-Nr./No./ N° d'art.**
Laufschiene *Running track / Rail de roulement*	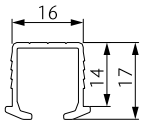	**Aluminium eloxiert** *Anodized aluminium* *Aluminium anodisé*	**Silber** *Silver* *Argent*	2500	01-016-250-125
				3500	01-016-250-135
Laufschiene, doppelt *Running track double / Rail de roulement double*	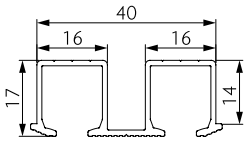	**Aluminium eloxiert** *Anodized aluminium* *Aluminium anodisé*	**Silber** *Silver* *Argent*	2500	01-016-250-225
				3500	01-016-250-235
Laufschiene *Running track / Rail de roulement*	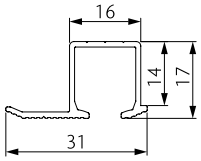	**Aluminium eloxiert** *Anodized aluminium* *Aluminium anodisé*	**Silber** *Silver* *Argent*	2500	01-016-250-425
				3500	01-016-250-435
Laufschiene, doppelt *Running track double / Rail de roulement double*	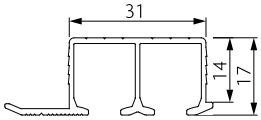	**Aluminium eloxiert** *Anodized aluminium* *Aluminium anodisé*	**Silber** *Silver* *Argent*	2500	01-016-256-225
				3500	01-016-256-235
Führungsschiene *Guiding track / Rail de guidage*	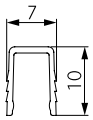	**Aluminium eloxiert** *Anodized aluminium* *Aluminium anodisé*	**Silber** *Silver* *Argent*	2500	01-017-250-125
				3500	01-017-250-135
Aufsatzmontage-Führungsschiene *Top mounting guiding track / Guide montage par le haut*	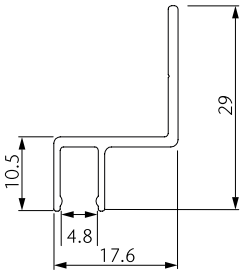	**Aluminium eloxiert** *Anodized aluminium* *Aluminium anodisé*	**Silber** *Silver* *Argent*	2500	01-017-250-425
Türmitnehmer *Door follower for two doors / Entraîneur de porte ou deux portes*		**Stahl & Hartgummi** *Steel & Hard rubber* *Acier & aoutchouc dur*	**Titan/Schwarz** *Titan / Black* *Titane / Noir*	60x20x25mm	01-104-908-000

opk SUBMARINE 9 W

DER ALLESKÖNNER VOR UND IM KORPUS.
THE ALL-ROUNDER IN FRONT OF AND IN THE BODY.
LE POLYVALENT DEVANT ET DANS LA STRUCTURE.



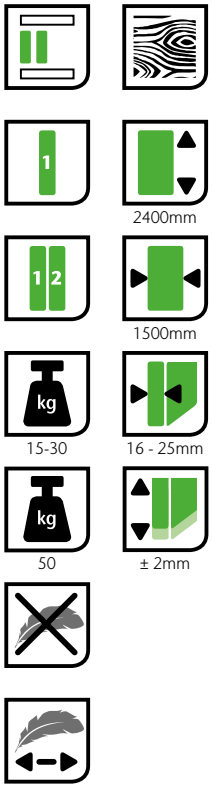

opk Submarine 9 W InSide

Technische Zeichnung

Technical drawing / Plans et schémas

Keine Dämpfung

No damping / Sans amortissement

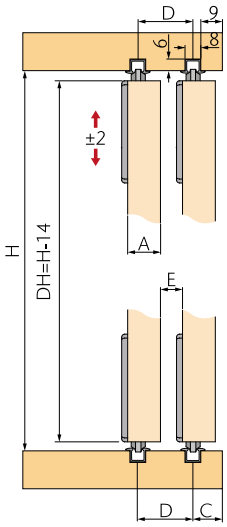

Beidseitige Dämpfung

Both sides damping / Amortissement des deux côtés

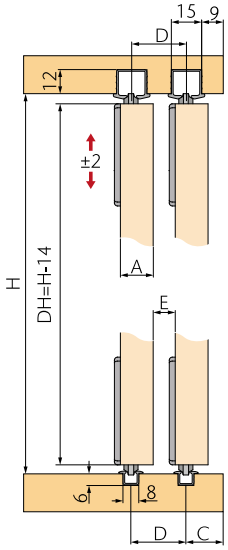

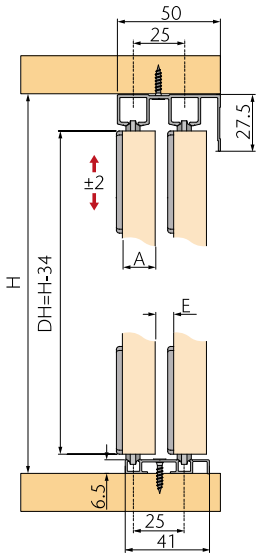

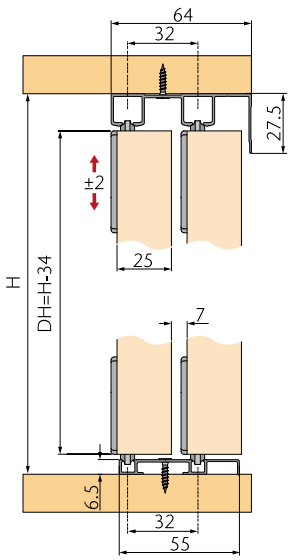

	A (16mm)	A (18mm)	A (19mm)
C	13mm	13mm	13mm
D	22mm	24mm	25mm
E	6mm	6mm	6mm

	A (16mm)	A (18mm)	A (19mm)
C	16,5mm	16,5mm	16,5mm
D	22mm	24mm	25mm
E	6mm	6mm	6mm

	A (16mm)	A (18mm)	A (19mm)
E	9mm	7mm	6mm

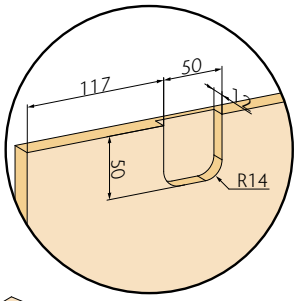

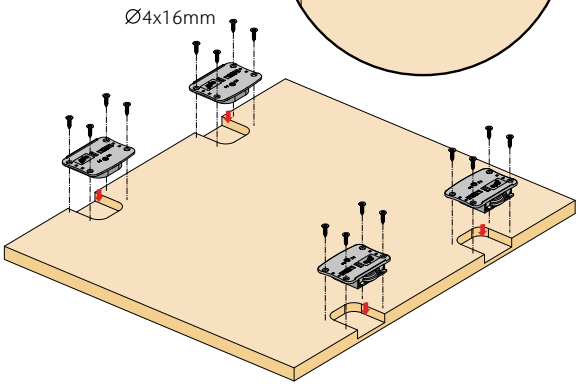

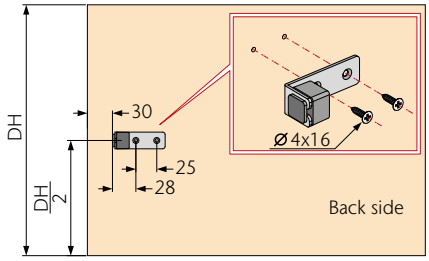

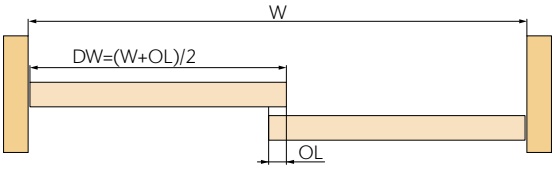

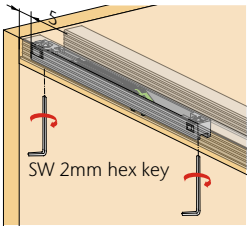

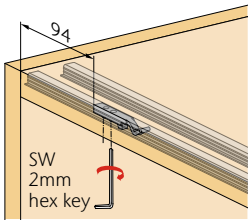

opk Submarine 9 W InSide

					Art.-Nr./No./N° d'art.
		≤50	350~1500	≤2400	01-491-101-100
		≤15	500~1500	≤2400	01-491-102-115
		≤30			01-491-102-130

Konfiguration für 1 Tür

Configuration for 1 door / Configuration pour 1 porte

Laufwerk/Führung *Running/Guiding part / Train de roulement/guidage*		4	4
Dämpfer *Damper / Amortisseur*		0	2
Stopper *Stopper / Butée*		2	0
ST4.2x16 Senkkopfschraube mit Kreuzschlitz *ST4.2×16 Cross recess countersunk head self-drilling screw / ST4.2x16 Vis fraisée à tête cruciforme*		16	16
SW 2.5mm Innensechskant *SW 2.5mm hex key / SW 2.5mm Six pans creux*		1	1

opk Submarine 9 W InSide

Schienen, Zubehör

Tracks, Accessories / Rails, Accessoires

	Produktbeschreibung *Product description / Description du produit*		**Material** *Material / Matériel*	**Farbe** *Finish / Couleur*	**Länge (mm)** *Length / Longueur*	**Art.-Nr./No./ N° d'art.**
für variable Türstärken *for variable door thickness / pour épaisseurs de portes variables*	**Führungsschiene** *Guiding track / Rail de guidage*	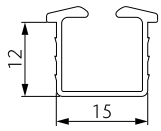	**Aluminium eloxiert** *Anodized aluminium* *Aluminium anodisé*	**Silber** *Silver* *Argent*	2500	01-497-250-125
					3500	01-497-250-135
					5800	01-497-250-158
	Laufschiene *Running track / Rail de roulement*	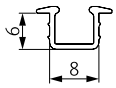	**Aluminium eloxiert** *Anodized aluminium* *Aluminium anodisé*	**Silber** *Silver* *Argent*	2500	01-496-250-125
					3500	01-496-250-135
					5800	01-496-250-158
für 16-19mm Türstärke *for 16-19mm door thickness / pour épaisseur de porte 16-19mm*	**Führungsschiene, doppelt** *Guiding track double/ Rail de guidage double*	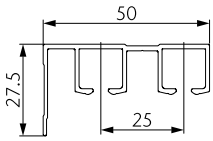	**Aluminium eloxiert** *Anodized aluminium* *Aluminium anodisé*	**Silber** *Silver* *Argent*	2500	01-497-250-425
					3500	01-497-250-435
	Laufschiene, doppelt *Running track double / Rail de roulement double*	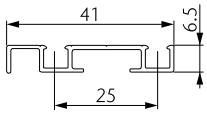	**Aluminium eloxiert** *Anodized aluminium* *Aluminium anodisé*	**Silber** *Silver* *Argent*	2500	01-496-250-425
					3500	01-496-250-435
für 25mm Türstärke *for 25mm door thickness / pour épaisseur de porte 25mm*	**Führungsschiene, doppelt** *Guiding track double/ Rail de guidage double*	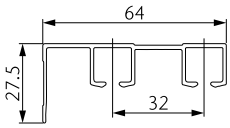	**Aluminium eloxiert** *Anodized aluminium* *Aluminium anodisé*	**Silber** *Silver* *Argent*	2500	01-497-250-525
					3500	01-497-250-535
	Laufschiene, doppelt *Running track double / Rail de roulement double*	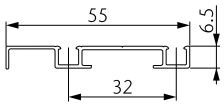	**Aluminium eloxiert** *Anodized aluminium* *Aluminium anodisé*	**Silber** *Silver* *Argent*	2500	01-496-250-525
					3500	01-496-250-535
Türmitnehmer *Door follower for two doors/ Entraîneur de porte ou deux portes*			**Stahl & Hartgummi** *Steel & Hard rubber* *Acier & caoutchouc dur*	**Titan/Schwarz** *Titan/ Black* *Titane / Noir*	60x20x25mm	01-104-908-000

opk SUBMARINE S

SO FLEXIBEL, DER FINDET ÜBERALL SEINEN PLATZ.
SO FLEXIBLE, IT WILL FIND ITS PLACE EVERYWHERE.
TELLEMENT FLEXIBLE QU'IL TROUVERA SA PLACE PARTOUT.

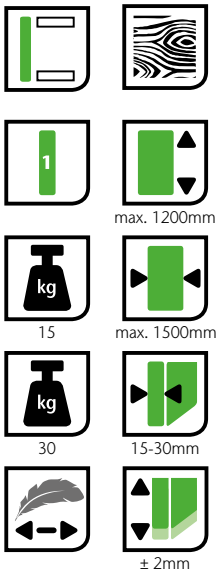



opk Submarine S

Technische Zeichnung
Technical drawing / Plans et schémas

Regalboden 18/19/25mm
Cabinet Panel 18/19/25mm / Tablette 18/19/25mm

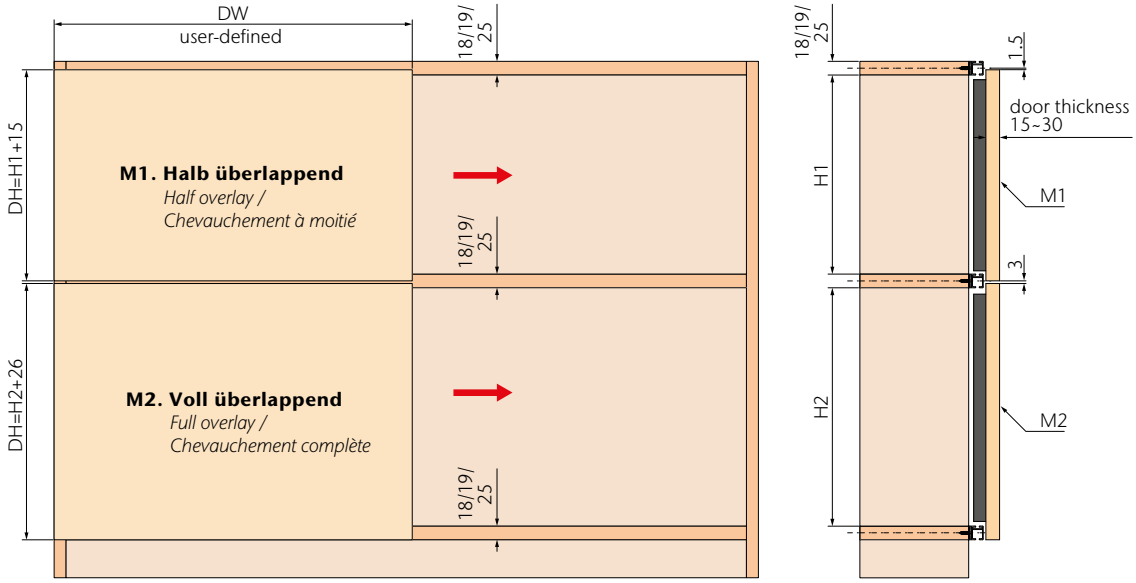

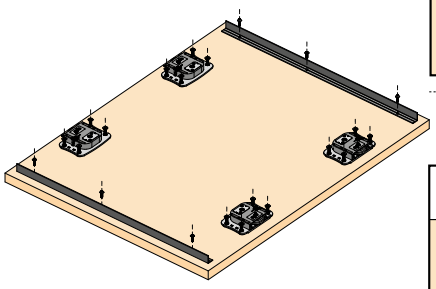

M1. Halb überlappend / *Half overlay / Chevauchement à moitié*

18/19mm / *18/19mm / 18/19mm*

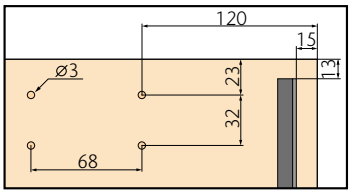

25mm / *25mm / 25mm*

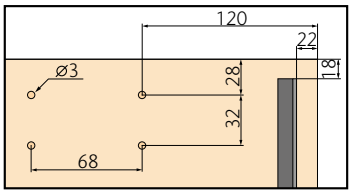

M2. Voll überlappend / *Full overlay / Chevauchement complète*

18/19mm / *18/19mm / 18/19mm*

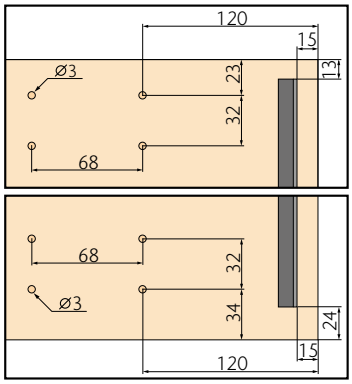

25mm / *25mm / 25mm*

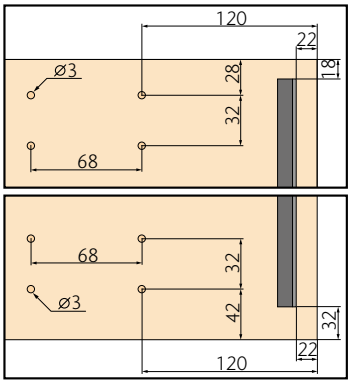

opk Submarine S

		Regalboden *Cabinet Panel/ Tablette*	kg			Art.-Nr./No./N° d'art.
		18/19mm	≤15	500~1500	≤1200	01-451-002-400
			≤30			01-451-002-430
		25mm	≤15			01-451-002-500
			≤30			01-451-002-530

Konfiguration für 1 Tür

Configuration for 1 door / Configuration pour 1 porte

	18/19mm Regalboden *18/19mm Cabinet Panel/ 18/19mm Tablette*	25mm Regalboden *25mm Cabinet Panel/ 25mm Tablette*	
Laufwerk/Führung *Running/Guiding part / Train de roulement/guidage*			4
Dämpfer *Damper / Amortisseur*			2
Distanzhalter *Distance holder / Entretoise*			8
Stopper *Stopper 18mm/ Butée*			4
Schienenbefestigungsplatte *Track connection / Plaque de fixation de rail*			16
Schienenabdeckkappe *Track plug / Cache de rail*			4
Bohrmuster *Drilling pattern / Gabarit de perçage*			1
ST4.2x16 Senkkopfschraube mit Kreuzschlitz *ST4.2×16 Cross recess countersunk head self-drilling screw / ST4.2x16 Vis fraisée à tête cruciforme*			64
SW 2mm Innensechskant *SW 2mm hex key / SW 2mm Six pans creux*			1

opk Submarine S

Schienen, Zubehör

Tracks, Accessories / Rails, Accessoires

Produktbeschreibung *Product description / Description du produit*		**Material** *Material / Matériel*	**Farbe** *Finish / Couleur*	**Länge (mm)** *Length / Longueur*	**Art.-Nr./No./ N° d'art.**
Laufschiene 18/19mm Regalboden *Running track 18/19mm / Rail de roulement 18/19mm Tablette*	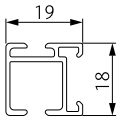	**Aluminium eloxiert** *Anodized aluminium* *Aluminium anodisé*	**Silber** *Silver* *Argent*	2500	01-456-250-425
				3500	01-456-250-435
				5800	01-456-250-458
Laufschiene 25mm Regalboden *Running track 25mm / Rail de roulement 25mm Tablette*	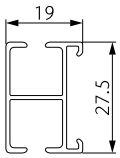	**Aluminium eloxiert** *Anodized aluminium* *Aluminium anodisé*	**Silber** *Silver* *Argent*	2500	01-456-250-525
				3500	01-456-250-535
				5800	01-456-250-558
Blende *Decorative profile/ Profil décoratif*	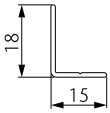	**Aluminium eloxiert** *Anodized aluminium* *Aluminium anodisé*	**Silber** *Silver* *Argent*	2500	01-458-250-025

opk FLAGSHIP 5 W

MAXIMAL BELASTBAR. MAXIMAL SICHER.
MAXIMUM LOAD CAPACITY. MAXIMUM SAFE.
POUR UNE CHARGE MAXIMALE. ET UNE SÉCURITÉ OPTIMALE.



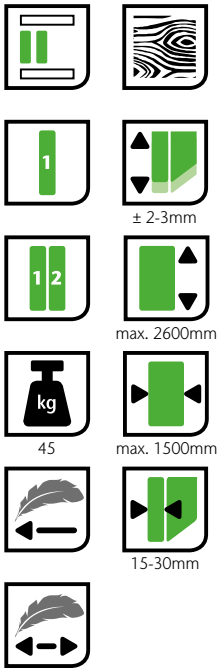

opk Flagship 5 W

Technische Zeichnung

Technical drawing / Plans et schémas

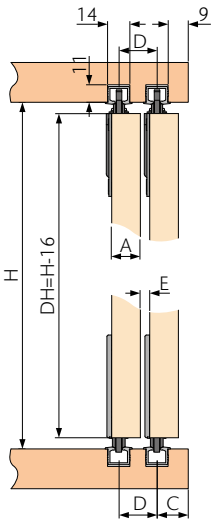

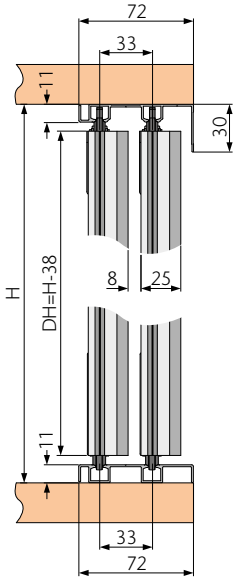

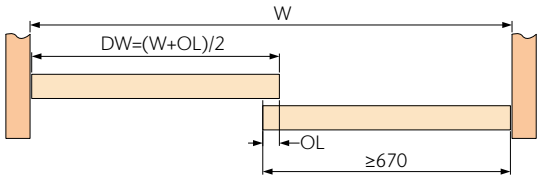

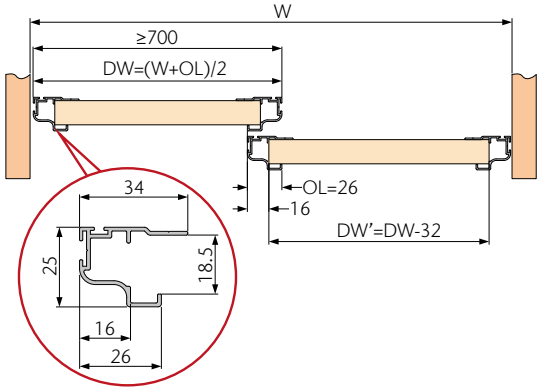

	A (16mm)	A (18mm)	A (19mm)
C	16mm	16mm	16mm
D	22mm	24mm	25mm
E	6mm	6mm	6mm

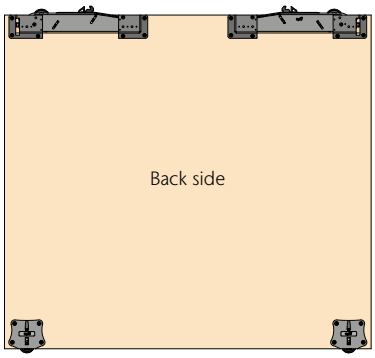

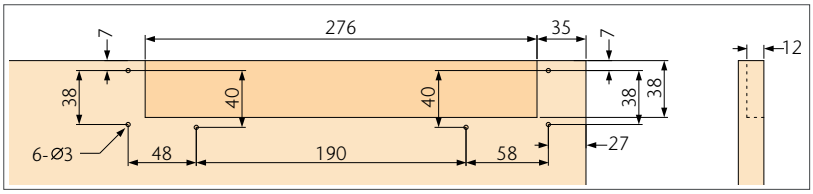

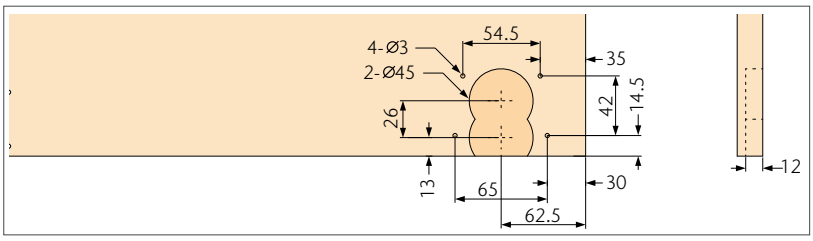

opk Flagship 5 W

				Art.-Nr./No./N° d'art.
	≤45	670~1500	≤2600	01-751-103-150

Konfiguration für 1 Tür

Configuration for 1 door / Configuration pour 1 porte

Oberes Laufwerk mit Dämpfer *Top running part with damper/* *Roulement supérieur avec amortisseur*		1 Paar *1 pair/* *1 paire*
Laufwerk *Running part / Roulement supérieur*		2
Stopper *Stopper/ Butée*		2
GB/ST4.2x16 Flachkopfschraube *GB/ST4.2×16 Panhead screw /GB/ST4.2×16 Vis à tête cylindrique*		20

opk Flagship 5 W

Schienen, Zubehör

Tracks, Accessories / Rails, Accessoires

Produktbeschreibung *Product description / Description du produit*		**Material** *Material / Matériel*	**Farbe** *Finish / Couleur*	**Länge (mm)** *Length / Longueur*	**Art.-Nr./No./ N° d'art.**
Laufschiene & Führungschiene *Running & Guiding track / Rail de roulement & rail de guidage*	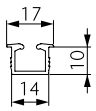	**Aluminium eloxiert** *Anodized aluminium* *Aluminium anodisé*	**Silber** *Silver* *Argent*	2500	01-756-250-125
				3500	01-756-250-135
Führungsschiene, doppelt *Guiding track double/ Rail de guidage double*	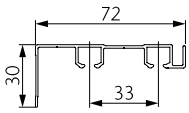	**Aluminium eloxiert** *Anodized aluminium* *Aluminium anodisé*	**Silber** *Silver* *Argent*	2500	01-757-250-225
Laufschiene, doppelt *Running track double / Rail de roulement double*	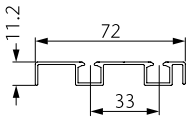	**Aluminium eloxiert** *Anodized aluminium* *Aluminium anodisé*	**Silber** *Silver* *Argent*	2500	01-756-250-225
Vertikales Rahmenprofil *Vertical frame / Profil à encadrement vertical*	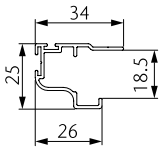	**Aluminium eloxiert** *Anodized aluminium* *Aluminium anodisé*	**Silber** *Silver* *Argent*	2500	01-758-850-425
				3500	01-758-850-435
10x7mm Dichtungsbürste *10x7mm weathership / Brosse d'étanchéité*		**Kunststoff** *Plastic* *Plastique*	**Grau** *Grey* *Gris*	m	01-758-804-400
Türmitnehmer *Door follower for two doors/ Entraîneur de porte ou deux portes*		**Stahl & Hartgummi** *Steel & Hard rubber* *Acier & caoutchouc dur*	**Titan/Schwarz** *Titan/ Black* *Titane / Noir*	60x20x25mm	01-104-908-000

opk SAILING 2

DER EXPERTE FÜR PLATZSPARENDE LÖSUNGEN.
THE EXPERT FOR SPACE-SAVING SOLUTIONS.
L'EXPERT DES SOLUTIONS COMPACTES.



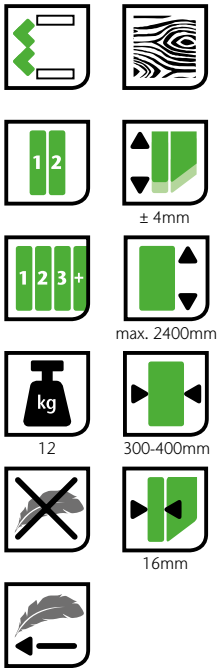

opk Sailing 2

Technische Zeichnung
Technical drawing / Plans et schémas

Montage außen
Outer top mounting / Montage extérieur

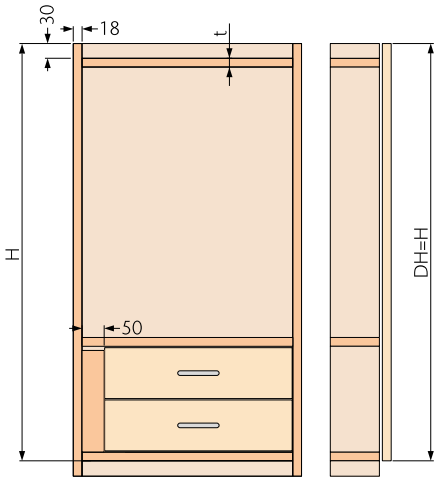

Montage innen
Inner ceiling mounting / Montage intérieur

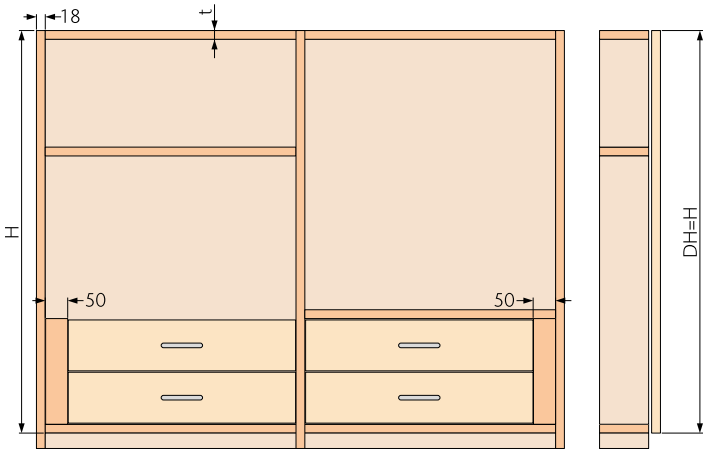

2 Türen
2 Doors / 2 portes

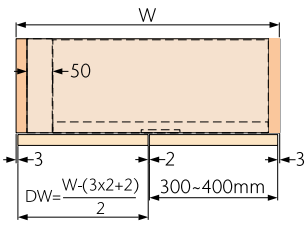

4 Türen
4 Doors / 4 portes

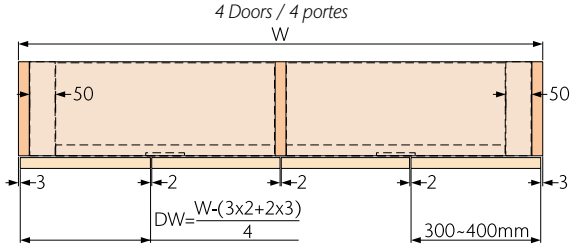

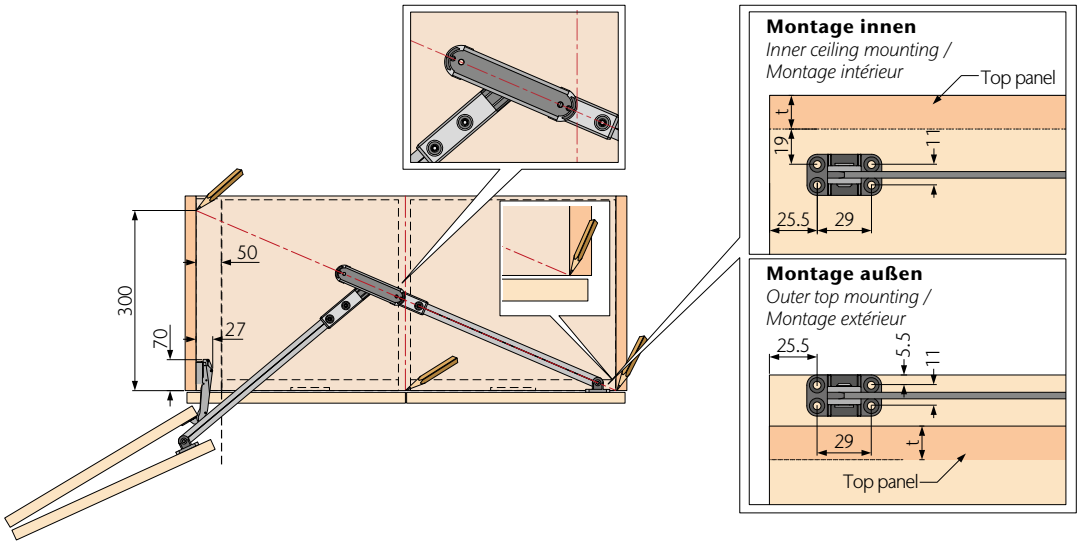

opk Sailing 2

Ohne Topfscharnier
Without hinge / Sans charnière

					Art.-Nr./No./N° d'art.
	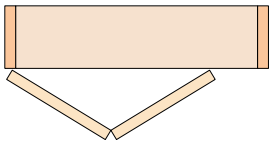	**Türgewicht ist abhängig vom Scharnier** *Door panel weight depends on hinges / Le poids de la porte dépend du charnière*	300~400	≤2400	01-971-000-000

Konfiguration für 2 Türen
Configuration for 2 doors / Configuration pour 2 portes

Führungsstange *Guiding bar/ Barre de guidage*		1
Kunststoffscharnier *Hinge plastic / Charnière en plastique*		4
Bohrschablone *Drilling pattern / Gabarit de perçage*		1

opk Sailing 2

Mit Topfscharnier
With hinge / Avec charnière

					Art.-Nr./No./N° d'art.
	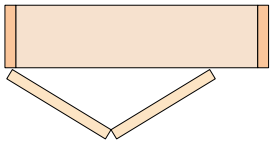	≤12	300~400	≤2400	01-971-000-001

Konfiguration für 2 Türen
Configuration for 2 doors / Configuration pour 2 portes

Führungsstange *Guiding bar/* *Barre de guidage*		1
Scharnier 165° (gedämpft) *165° Hinge (damped) / 165° Charnière (amortie)*		4
Kunststoffscharnier *Hinge plastic / Charnière en plastique*		4
Bohrschablone *Drilling pattern / Gabarit de perçage*		1

opk SAILING 4

KOMFORTABLES FALT- UND SCHIEBEÖFFNUNGSSYSTEM.
CONVENIENT FOLDING AND SLIDING OPENING SYSTEM.
SYSTÈME D'OUVERTURE PLIABLE ET COULISSANT PRATIQUE.

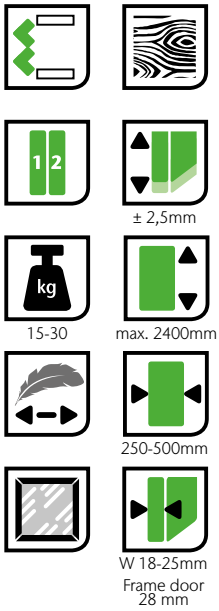

opk Sailing 4

Technische Zeichnung

Technical drawing / Plans et schémas

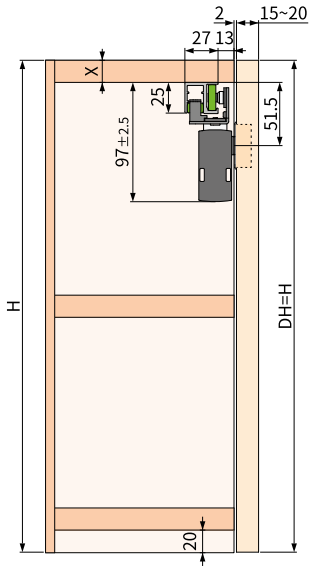

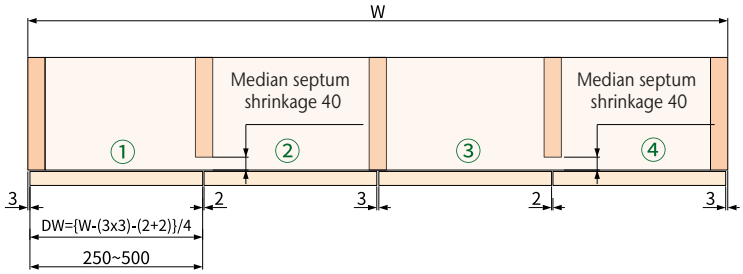

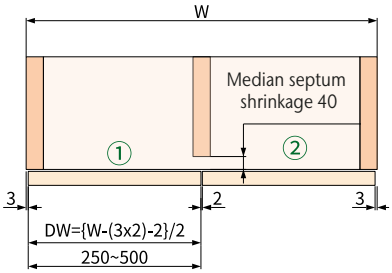

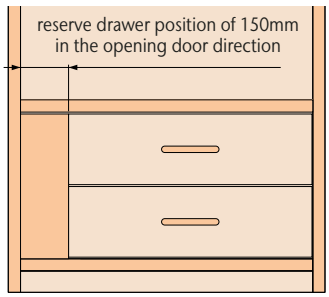

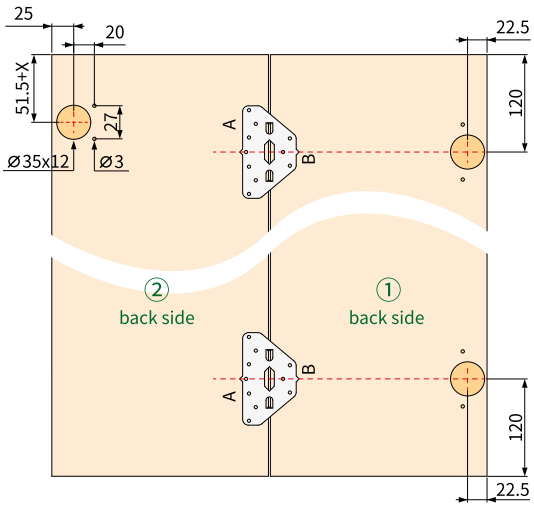

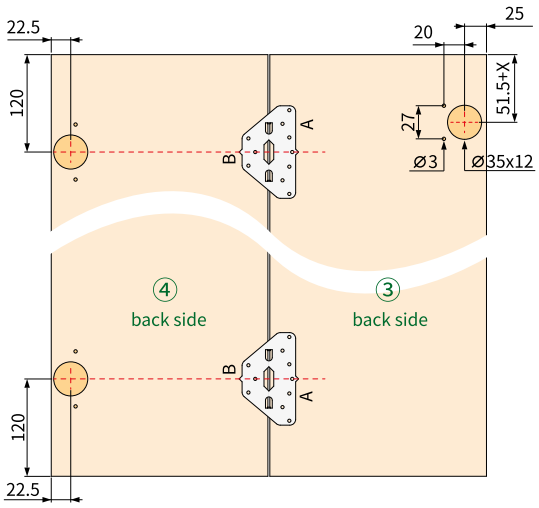

opk Sailing 4

Ohne Topfscharnier
Without hinge / Sans charnière

					Art.-Nr./No./N° d'art.
	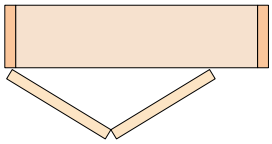	≤15	250~500	≤1500	01-975-000-001

Konfiguration für eine Doppeltür
Configuration for a double door /
Configuration pour une porte double

		ohne Scharnier without hinge sans charnière
Klappbare Hängerolle mit Dämpfung *Folding hanging roller with damper/* *Rouleau de suspension pliable avec amortisseur*		1
Stopper *Stopper / Butée*		1
Kunststoffscharnier *Hinge plastic / Charnière en plastique*		2
Bohrschablone *Drilling pattern / Gabarit de perçage*		2

opk Sailing 4

Technische Zeichnung

Technical drawing / Plans et schémas

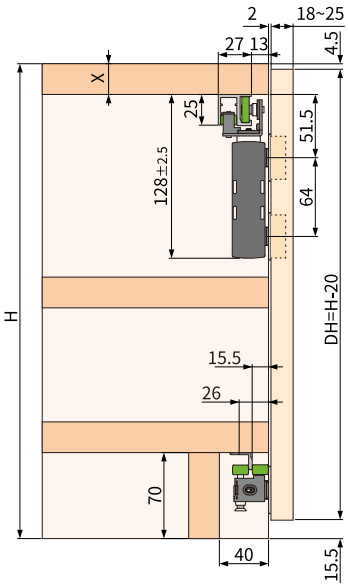

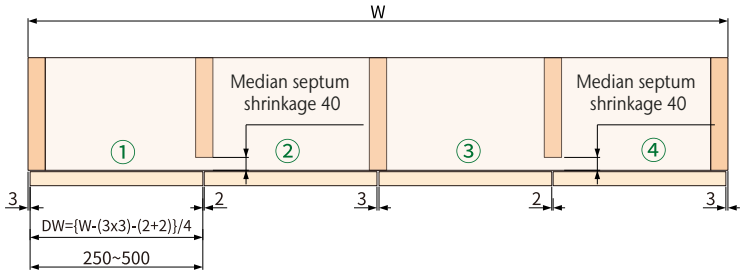

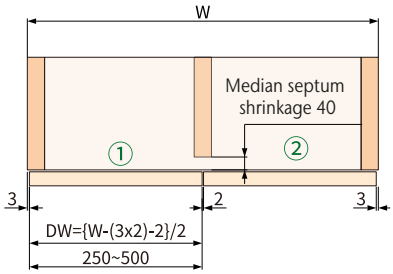

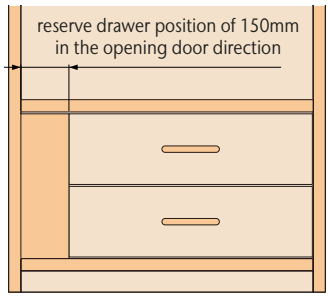

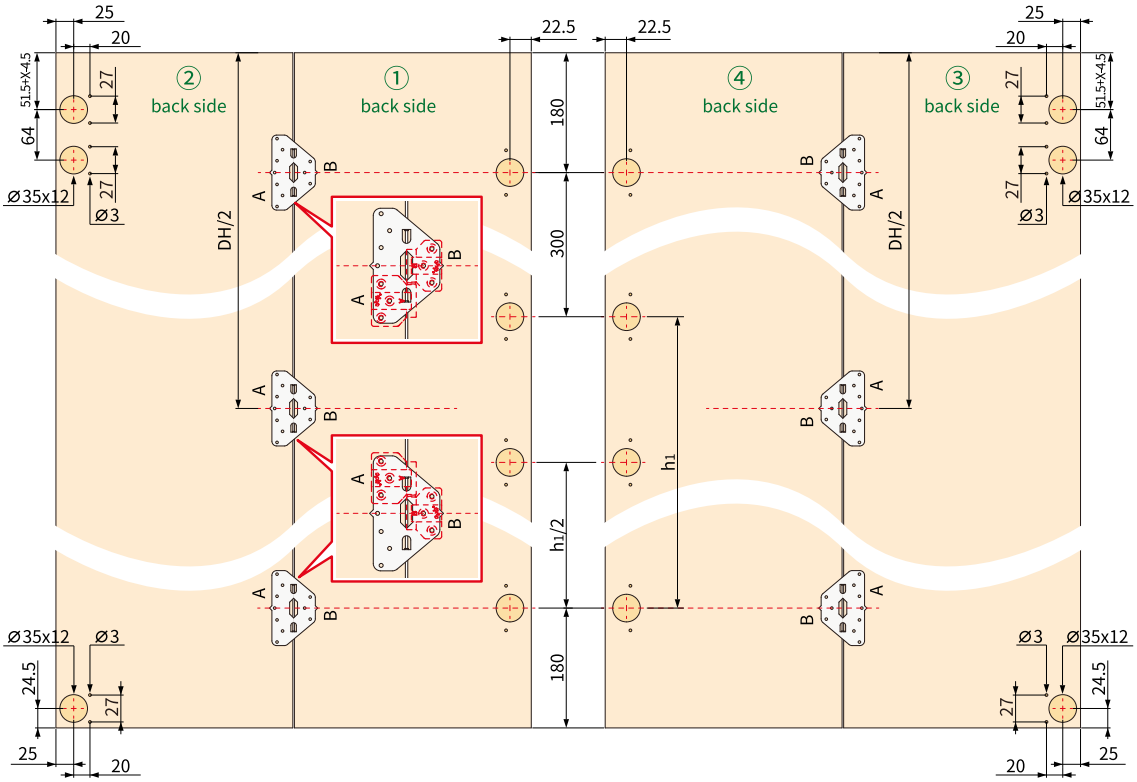

opk Sailing 4

Ohne Topfscharnier
Without hinge / Sans charnière

					Art.-Nr./No./N° d'art.
	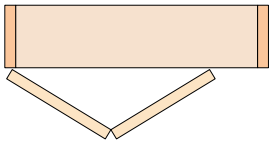	≤30	250~500	≤2400	01-975-000-002

Konfiguration für eine Doppeltür
Configuration for a double door /
Configuration pour une porte double

		ohne Scharnier without hinge sans Charnière
Klappbare Hängerolle mit Dämpfung *Folding hanging roller with damper/* *Rouleau de suspension pliable avec amortisseur*		1
Untere Führungsrolle *Bottom guiding roller / Guidage inférieur*		1
Stopper *Stopper / Butée*		1
Kunststoffscharnier *Hinge plastic / Charnière en plastique*		3
Bohrschablone *Drilling pattern / Gabarit de perçage*		3

opk Sailing 4

Technische Zeichnung

Technical drawing / Plans et schémas

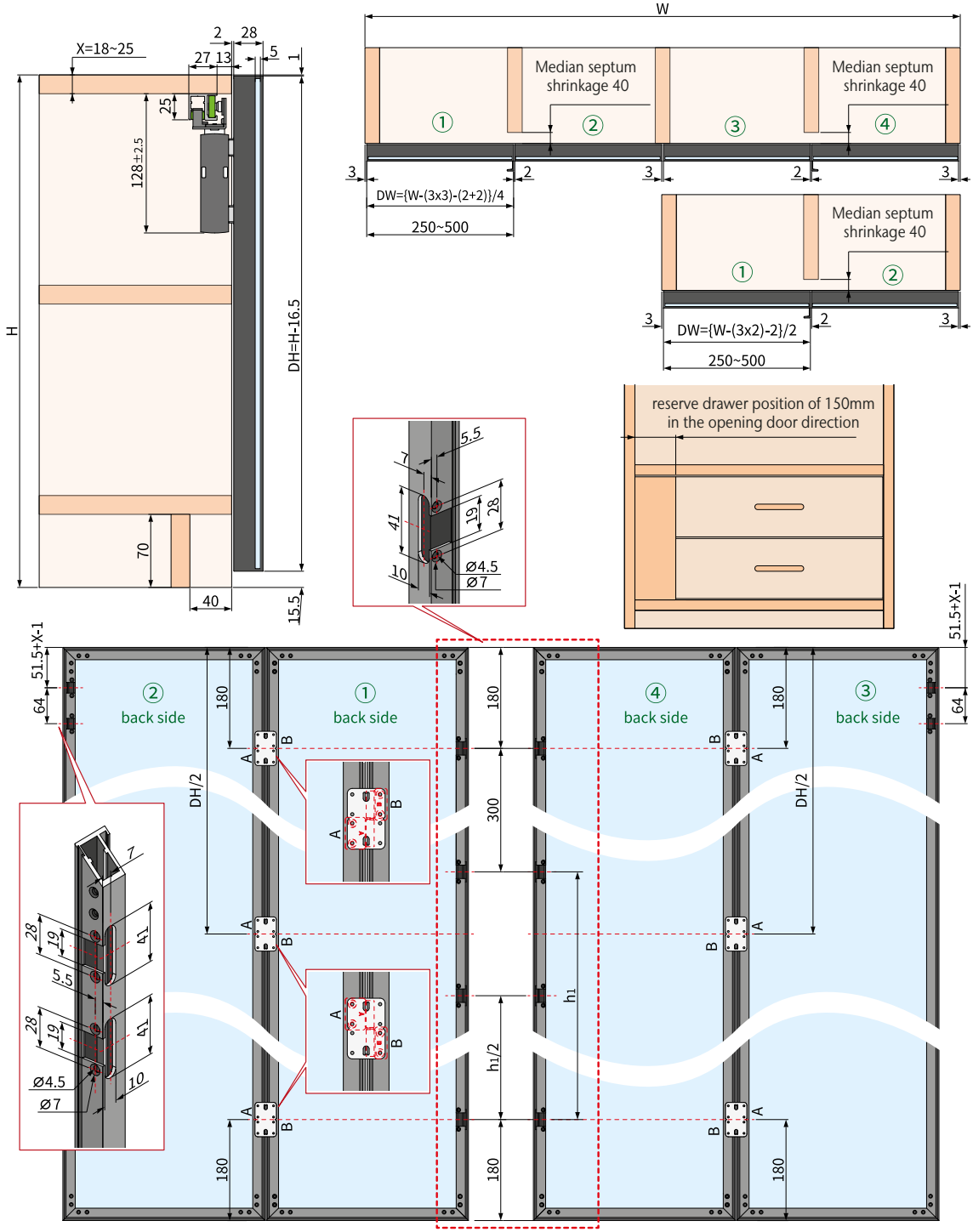

opk Sailing 4

						Art.-Nr./No./N° d'art.
	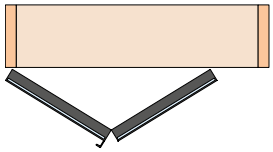	mit Scharnier with hinge 14-28mm/ avec Charnière 14-28mm	≤30	250~500	≤2400	01-975-000-004

Konfiguration für eine Doppeltür

Configuration for a double door /
Configuration pour une porte double

		mit Scharnier with hinge avec Charnière 14-28mm
Klappbare Hängerolle mit Dämpfung *Folding hanging roller with damper/* *Rouleau de suspension pliable avec amortisseur*		1
Scharnier *Hinge / Charnière*		4
Stopper *Stopper / Butée*		1
Kunststoffscharnier *Hinge plastic / Charnière en plastique*		3
Bohrschablone *Drilling pattern / Gabarit de perçage*		3

opk Sailing 4

Schienen, Zubehör

Tracks, Accessories / Rails, Accessoires

Produktbeschreibung *Product description / Description du produit*		**Material** *Material / Matériel*	**Farbe** *Finish / Couleur*	**Länge (mm)** *Length / Longueur*	**Art.-Nr./No./ N° d'art.**
Laufschiene *Running track / Rail de roulement*	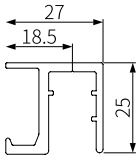	**Aluminium eloxiert** *Anodized aluminium* *Aluminium anodisé*	**Schwarz eloxiert** *Anodized black* *Noir anodisé*	1000	01-975-001-100
				3000	01-975-001-300
Führungsschiene *Guiding track / Rail de guidage*	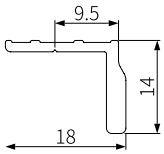	**Aluminium eloxiert** *Anodized aluminium* *Aluminium anodisé*	**Schwarz eloxiert** *Anodized black* *Noir anodisé*	1000	01-975-002-100
				3000	01-975-002-300
Vertikales Profil *Vertical profile / Profil vertical*	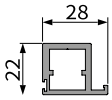	**Aluminium eloxiert** *Anodized aluminium* *Aluminium anodisé*	**Metallicgrau lackiert** *Painted metallic grey* *Peint en gris métallique*	2500	01-975-003-250
Vertikales Profil mit Griffleiste *Vertical profile with handle bar / Profil vertical avec poignée barre*	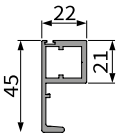	**Aluminium eloxiert** *Anodized aluminium* *Aluminium anodisé*	**Metallicgrau lackiert** *Painted metallic grey* *Peint en gris métallique*	2500	01-975-004-250
Eckverbinder *Corner connector / Connecteur d'angle*		**Aluminium eloxiert** *Anodized aluminium* *Aluminium anodisé*	**Originalfarbe 304** *Original color* *Couleur d'origine*	1 Stk./ pcs./piè	01-975-900-001

opk OCEAN 1

DER SCHLÄGT SIE ALLE DURCH SEINE GROSSE VARIABILITÄT.
BEATS THEM ALL TO ITS GREAT VARIABILITY.
LE MEILLEUR DE TOUS Á SA GRANDE VARIABILITÉ.



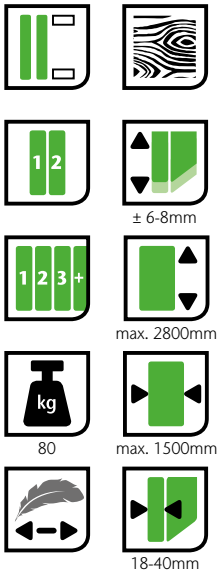

opk Ocean 1

Technische Zeichnung
Technical drawing / Plans et schémas

Anforderung Korpus
Cabinet requirements / Spécifications corps

Deckel und Boden sollten in der Tiefe gleich sein.
Top panel of the wardrobe should be parallel and aligned with bottom panel. / La profondeur du couvercle et du fond doit être identique.

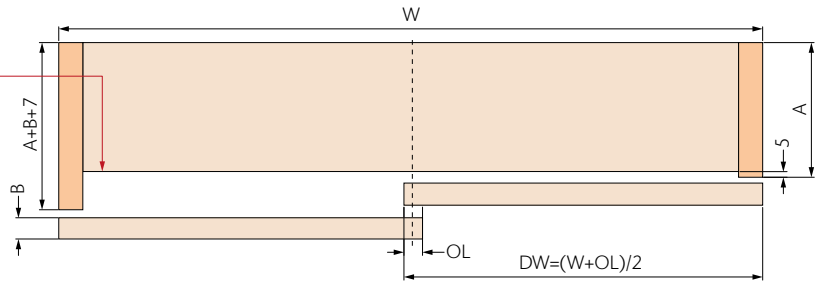

Anforderungen Korpus mit Griffprofil
Cabinet requirements handle / Spécifications corps avec profilé à poignet

Deckel und Boden sollten in der Tiefe gleich sein.
Top panel of the wardrobe should be parallel and aligned with bottom panel. / La profondeur du couvercle et du fond doit être identique.

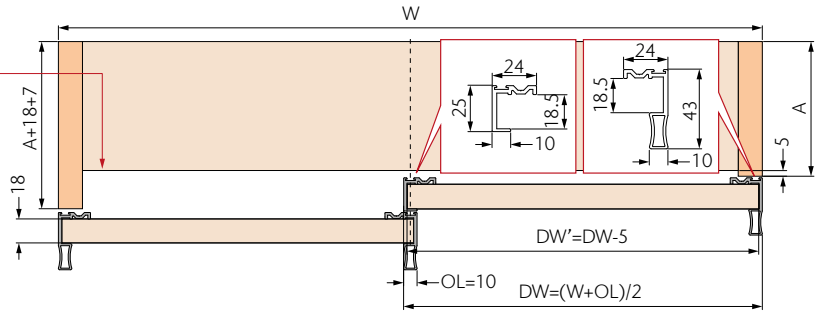

Anforderungen Montage
Installation requirements / Spécifications montage

Decke / Ceiling / Plafond

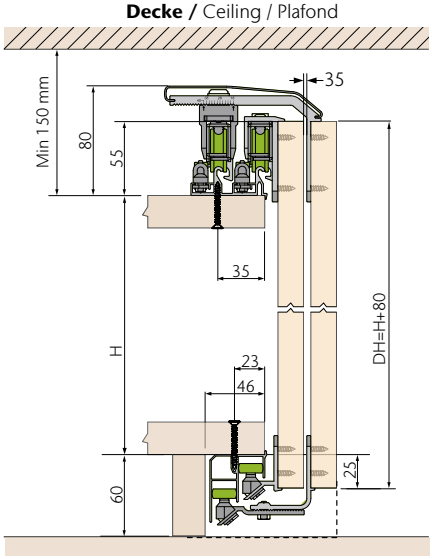

Position Laufwerk
Installation dimensions / Position train de roulement

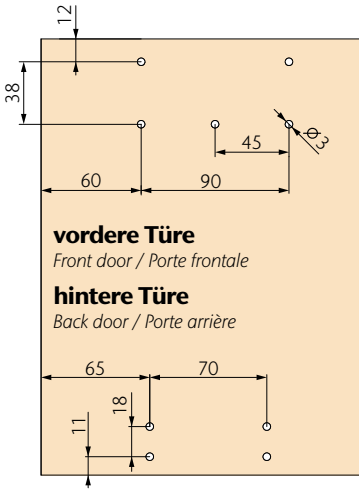

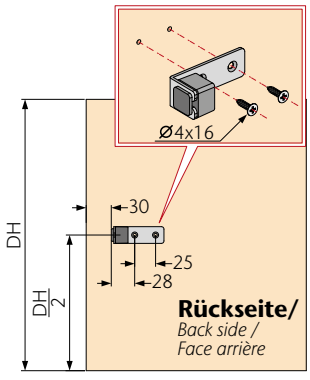

opk Ocean 1

				Art.-Nr./No./N° d'art.
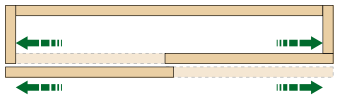	≤80	530~1500	≤2800	01-211-103-002

Konfiguration für 2 Türen

Configuration for 2 doors / Configuration pour 2 portes

Laufwerk (vordere Tür) *Running part (front door)/* *Train de roulement (porte frontale)*		1 Paar *1 pair* *1 paire*
Führung (vordere Tür) *Guiding part (front door)/* *Guidage (porte frontale)*		1 Paar *1 pair* *1 paire*
Laufwerk (hintere Tür) *Running part (back door)/* *Train de roulement (porte arrière)*		1 Paar *1 pair* *1 paire*
Führung (hintere Tür) *Guiding part (back door)/* *Guidage (porte arrière)*		1 Paar *1 pair* *1 paire*
Dämpfer *Damper / Amortisseur*		4
ST4.2x16 Senkkopfschraube mit Kreuzschlitz *ST4.2×16 Cross recess countersunk head self-drilling screw /* *ST4.2x16 Vis fraisée à tête cruciforme*		36
SW 4mm Innensechskant *SW 4mm hex key / SW 4mm Six pans creux*		1

Zubehör

Accessories / Accessoires

Produktbeschreibung *Product description / Description du produit*		**Material** *Material / Matériel*	**Farbe** *Finish / Couleur*	**Länge (mm)** *Length / Longueur*	**Art.-Nr./No./ N° d'art.**
Türmitnehmer *Door follower for two doors/* *Entraîneur de porte* *ou deux portes*		**Stahl & Hartgummi** *Steel & Hard rubber* *Acier & caoutchouc dur*	**Titan/Schwarz** *Titan/ Black* *Titane / Noir*	60x20x25mm	01-104-908-000

opk Ocean 1

Technische Zeichnung
Technical drawing / Plans et schémas

Anforderung Korpus
Cabinet requirements / Spécifications corps

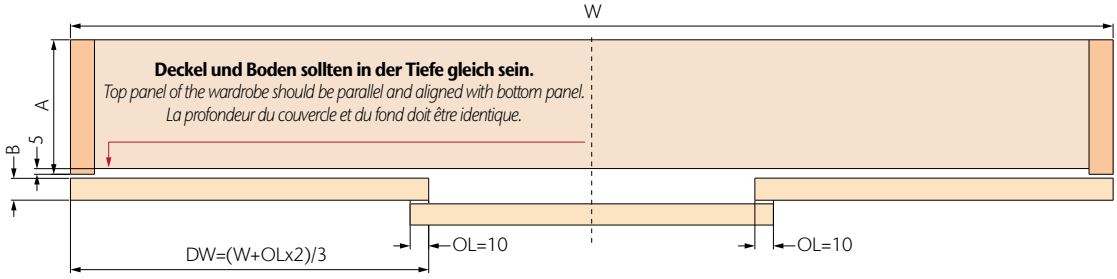

Anforderungen Korpus mit Griffprofil
Cabinet requirements handle / Spécifications corps avec profilé à poignet

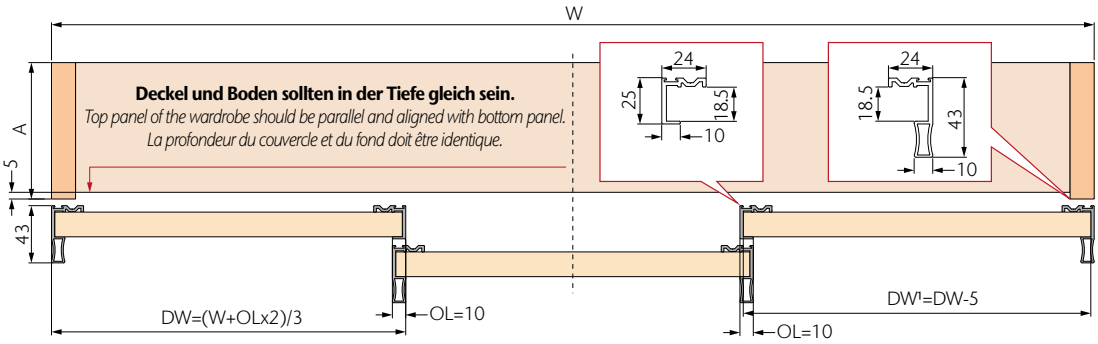

Anforderungen Montage
Installation requirements / Spécifications montage

Decke / Ceiling / Plafond

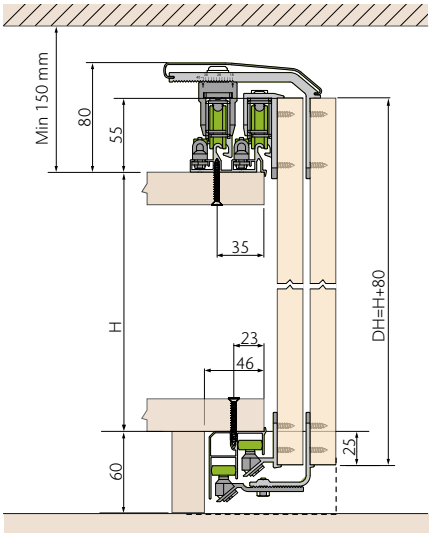

Position Laufwerk
Installation dimensions / Position train de roulement

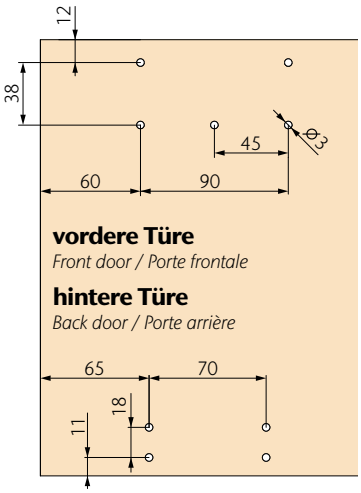

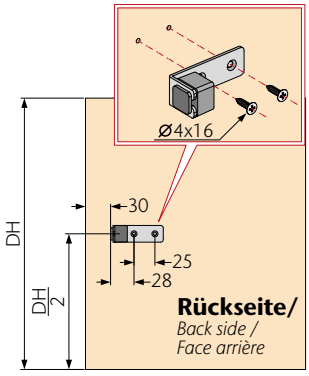

opk Ocean 1

				Art.-Nr./No./N° d'art.
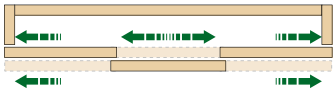	≤80	900~1500	≤2800	01-211-103-003

Konfiguration für 3 Türen

Configuration for 3 doors / Configuration pour 3 portes

Laufwerk (vordere Tür) *Running part (front door) /* *Train de roulement (porte frontale)*		1 Paar *1 pair* *1 paire*
Führung (vordere Tür) *Guiding part (front door) /* *Guidage (porte frontale)*		1 Paar *1 pair* *1 paire*
Laufwerk links (hintere Tür) *Running part left (back door) /* *Train de roulement gauche (porte arrière)*		1 Paar *1 pair* *1 paire*
Laufwerk rechts (hintere Tür) *Running part right (back door) /* *Train de roulement droit (porte arrière)*		1 Paar *1 pair* *1 paire*
Führung (hintere Tür) *Guiding part (back door) /* *Guidage (porte arrière)*		2 Paar *2 pair* *2 paire*
Dämpfer *Damper / Amortisseur*		6
Mittellagendämpfer für Holz *Central position damper for wood/* *Amortisseur à position centrale pour bois*		1
ST4.2x16 Senkkopfschraube mit Kreuzschlitz *ST4.2×16 Cross recess countersunk head self-drilling screw /* *ST4.2x16 Vis fraisée à tête cruciforme*		54
SW 4mm Innensechskant *SW 4mm hex key / SW 4mm Six pans creux*		1

Zubehör

Accessories / Accessoires

Produktbeschreibung *Product description / Description du produit*		**Material** *Material / Matériel*	**Farbe** *Finish / Couleur*	**Länge (mm)** *Length / Longueur*	**Art.-Nr./No./ N° d'art.**
Türmitnehmer *Door follower for two doors/* *Entraîneur de porte ou deux portes*		**Stahl & Hartgummi** *Steel & Hard rubber* *Acier & caoutchouc dur*	**Titan/Schwarz** *Titan/ Black* *Titane / Noir*	60x20x25mm	01-104-908-000

Möbelsysteme
Furniture systems /
Systèmes de meubles

opk Ocean 1

Schienen, Zubehör

Tracks, Accessories / Rails, Accessoires

Produktbeschreibung *Product description / Description du produit*		**Material** *Material / Matériel*	**Farbe** *Finish / Couleur*	**Länge (mm)** *Length / Longueur*	**Art.-Nr./No./ N° d'art.**
Laufschiene *Running track / Rail de roulement*	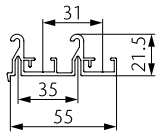	**Aluminium eloxiert** *Anodized aluminium* *Aluminium anodisé*	**Silber** *Silver* *Argent*	2500	01-216-250-225
				3500	01-216-250-235
				5800	01-216-250-258
Führungsschiene *Guiding track / Rail de guidage*	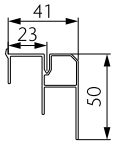	**Aluminium eloxiert** *Anodized aluminium* *Aluminium anodisé*	**Silber** *Silver* *Argent*	2500	01-217-250-225
				3500	01-217-250-235
				5800	01-217-250-258
Blende *Decorative profile / Profil décoratif*	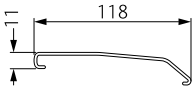	**Aluminium eloxiert** *Anodized aluminium* *Aluminium anodisé*	**Silber** *Silver* *Argent*	1800	01-218-206-018
Griffleiste 18mm *Straight handle 18mm / Poignée barre 18mm*	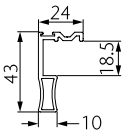	**Aluminium eloxiert** *Anodized aluminium* *Aluminium anodisé*	**Champagner** *Grey/Champ* *Gris / Champagne*	2500	01-218-A04-325
Profilleiste 18mm *Stabilization handle 18mm / Barre profilée 18mm*	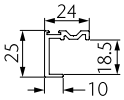	**Aluminium eloxiert** *Anodized aluminium* *Aluminium anodisé*	**Champagner** *Grey/Champ* *Gris / Champagne*	2500	01-218-C04-325
Griffleiste 18mm *Straight handle 18mm / Poignée barre 18mm*	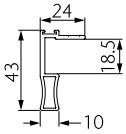	**Aluminium eloxiert** *Anodized aluminium* *Aluminium anodisé*	**Schwarz gebürstet** *Brushed black* *Noir brossé*	2500	01-218-A05-325
			Silber gebürstet *Brushed silver* *Argent brossé*	2500	01-218-A07-325
Profilleiste 18mm *Stabilization handle 18mm / Barre profilée 18mm*	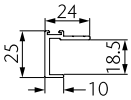	**Aluminium eloxiert** *Anodized aluminium* *Aluminium anodisé*	**Schwarz gebürstet** *Brushed black* *Noir brossé*	2500	01-218-C05-325
			Silber gebürstet *Brushed silver* *Argent brossé*	2500	01-218-C07-325
Griffleiste 18mm *Straight handle 18mm / Poignée barre 18mm*	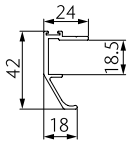	**Aluminium eloxiert** *Anodized aluminium* *Aluminium anodisé*	**Silber gebürstet** *Brushed silver* *Argent brossé*	2500	01-218-B07-325

opk ROTARY

Furniture Pocket Door

DIE VERSTECKTE TÜR – ELEGANT UND EDEL.
THE HIDDEN DOOR – ELEGANT AND CLASSY.
LA PORTE CACHÉE – ÉLÉGANTE ET CLASSE.

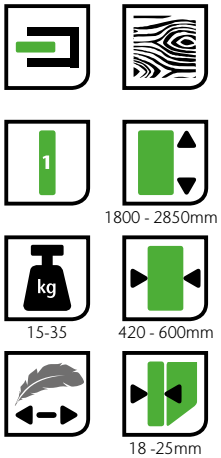

opk Rotary

Furniture Pocket Door

Technische Zeichnung

Technical drawing / Plans et schémas

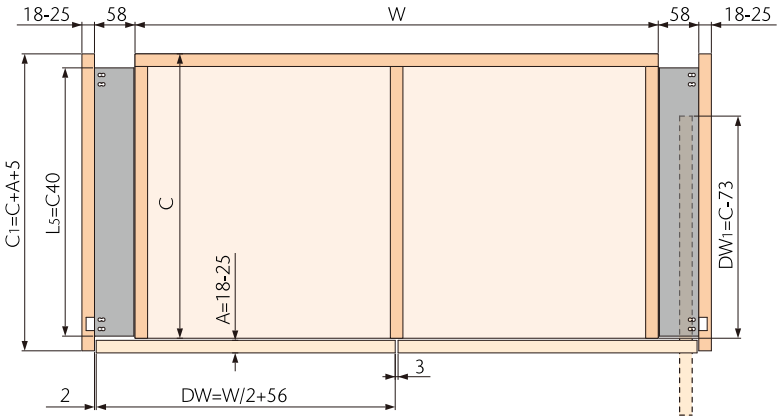

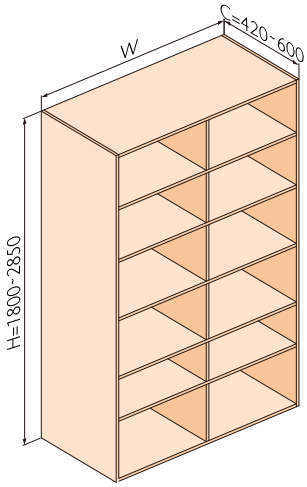

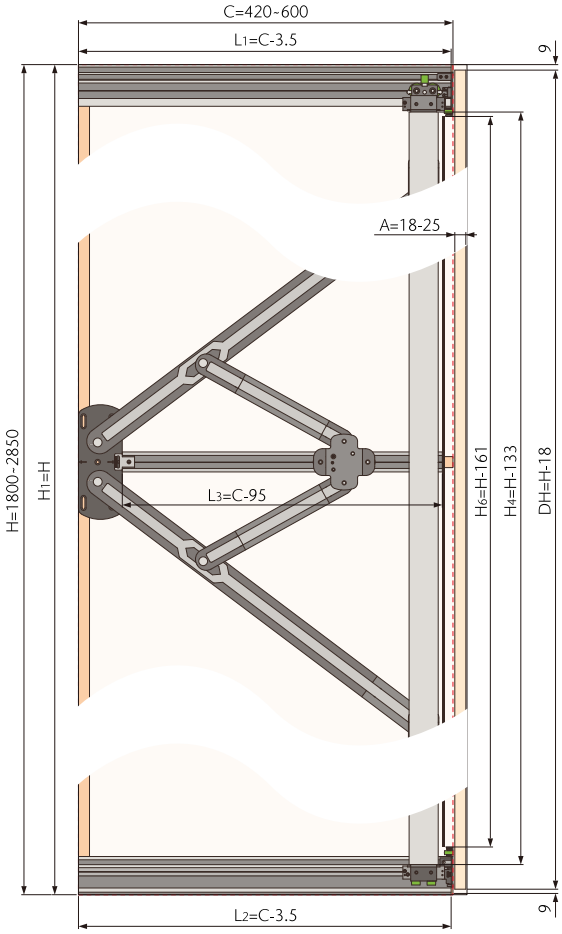

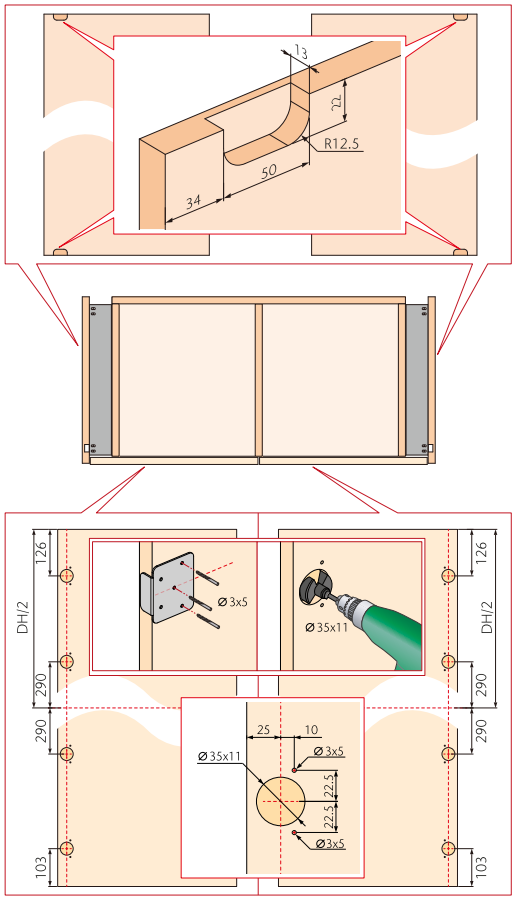

opk Rotary

Furniture Pocket Door

Einzeltür

Single door / Porte simple

					Art.-Nr./No./N° d'art.
	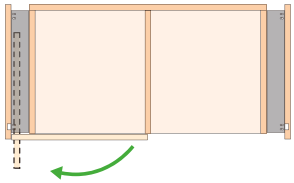	15-35	420~600	1800 - 2850	01-010-000-001

Konfiguration für 1 Tür links

Configuration for 1 door left / Configuration pour 1 porte à gauche

Alles drin!
All inclusive!
Tout compris!

Möbel Systeme
Furniture systems / Systèmes de meubles

Scherenlager *Scissor bearings/ Palier de ciseaux*		1	**Dämpfung oben** *Upper roller with damper / Amortissement en haut*		1
Führungsrolle *Leadership role / Galet de guidage*		2	**Dämpfung unten** *Bottom roller with damper / Amortissement en bas*		1
Topfscharnier mit Grundplatte *Concealed hinge with base plate / Charnière à boîtier avec sa plaque de base*		4	**Fixierungs-platte** *Bracket fixed plate / Plaque de fixation*		1
Türöffner *Door opener / Ouvre-porte*		1	**Stopper** *Stopper / Butée*		1
Obere Führung links *Upper plug-left / Guidage supérieur à gauche*		1	**Verbindungs-profil** *Conneted plate / Profil de connexion*	*540 mm*	2
Untere Führung links *Bottom plug-left / Guidage inférieur à gauche*		1	**Bohrschablone** *Drilling pattern / Gabarit de perçage*		1
Laufwagen oben links *Upper roller-left / Chariot en haut à gauche*		1	**Fixierung Kunststoff** *Plastic fixed part / Fixation plastique*		6
Laufwagen unten links *Bottom roller-left / Chariot en bas à gauche*		1	**Abdeckung links** *Cover left / Cache décoratif à gauche*		1
			Führungshilfe links *Guiding aid on the left / Aide au guidage à gauche*		1

opk Rotary

Furniture Pocket Door

Einzeltür

Single door / Porte simple

					Art.-Nr./No./N° d'art.
	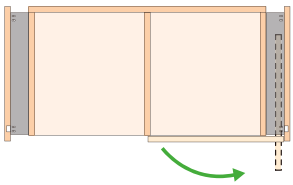	15-35	420~600	1800 - 2850	01-010-000-002

Konfiguration für 1 Tür rechts

Configuration for 1 door right / Configuration pour 1 porte droite

Alles drin!
All inclusive!
Tout compris!

Scherenlager *Scissor bearings/ Palier de ciseaux*		1	**Dämpfung oben** *Upper roller with damper / Amortissement en haut*		1
Führungsrolle *Leadership role / Galet de guidage*		2	**Dämpfung unten** *Bottom roller with damper / Amortissement en bas*		1
Topfscharnier mit Grundplatte *Concealed hinge with base plate / Charnière à boîtier avec sa plaque de base*		4	**Fixierungs-platte** *Bracket fixed plate / Plaque de fixation*		1
Türöffner *Door opener / Ouvre-porte*		1	**Stopper** *Stopper / Butée*		1
Obere Führung rechts *Upper plug-right / Guide supérieur à droite*		1	**Verbindungs-profil** *Conneted plate / Profil de connexion*	*540 mm*	2
Untere Führung rechts *Bottom plug-right / Guidage inférieur à droite*		1	**Bohrschablone** *Drilling pattern / Gabarit de perçage*		1
Laufwagen oben rechts *Upper roller-right / Chariot en haut à droite*		1	**Fixierung Kunststoff** *Plastic fixed part / Fixation plastique*		6
Laufwagen unten rechts *Bottom roller-right / Chariot en bas à droite*		1	**Abdeckung rechts** *Cover right / Cache décoratif à droite*		1
			Führungshilfe rechts *Guiding aid on the right / Aide au guidage à droite*		1

opk Rotary

Furniture Pocket Door

Schienen, Zubehör im Kit enthalten

Tracks, Accessories included in the kit / Rails, Accessoires inclus dans le kit

Produktbeschreibung *Product description / Description du produit*		**Material** *Material / Matériel*	**Farbe** *Finish / Couleur*	**Länge (mm)** *Length / Longueur*	**Art.-Nr./No./ N° d'art.**
Führungsprofil Mitte *Middle track / Guidage au milieu*	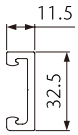	**Aluminium-legierung** *Aluminum Aloy* *Alliage d'aluminium*	**Eloxiertes Silber** *Anodized Silver* *Argent anodisé*	505	01-010-000-003
Achsführung Mitte *Middle axle / Guidage d'essieu au milieu*	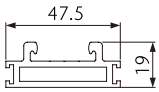	**Aluminium eloxiert** *Anodized aluminium* *Argent anodisé*	**Eloxiertes Schwarz** *Anodized Black* *Noir anodisé*	2716	01-010-000-004
Oberes Führungsprofil *Upper track profile / Guidage supérieur*	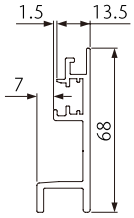	**Aluminium-legierung** *Aluminum Aloy* *Alliage d'aluminium*	**Eloxiertes Silber** *Anodized Silver* *Argent anodisé*	596.5	01-010-000-005
Unteres Führungsprofil *Bottom track profile / Guidage au sol*	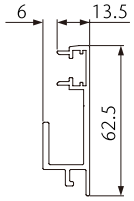	**Aluminium-legierung** *Aluminum Aloy* *Alliage d'aluminium*	**Eloxiertes Silber** *Anodized Silver* *Argent anodisé*	596.5	01-010-000-006
Profil Dichtungsbürste *Profile for weather strip / Brosse d'étanchéité de profil*	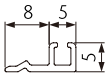	**Aluminium eloxiert** *Anodized aluminium* *Argent anodisé*	**Eloxiertes Schwarz** *Anodized Black* *Noir anodisé*	2720	01-010-000-007
10x5mm Dichtungsbürste *10x5mm weather strip / 10x5mm Brosse d'étanchéité*		**Kunststoff** *Plastic* *Plastique*	**Grau** *Gray* *Gris*	2720	01-010-000-009

opk Rotary

opk AIRCRAFT 6

NEUESTE TECHNIK - ELEGANT & EDEL AUF HÖCHSTEM NIVEAU.
NEWEST TECHNOLOGY - ELEGANT & NOBLE AT THE HIGHEST LEVEL.
TECHNOLOGIE DE POINTE - ÉLÉGANTE ET NOBLE À UN SEUL NIVEAU.



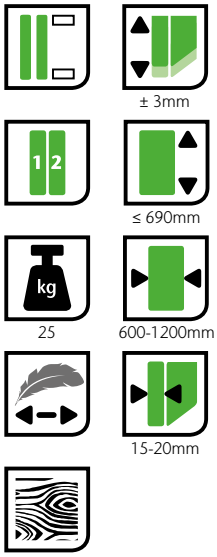



opk Aircraft 6

Technische Zeichnung
Technical drawing / Plans et schémas

X die Dicke der oberen oder unteren Platte / *X the thickness of the top panel or bottom panel /X l'épaisseur de la plaque supérieure ou inférieure*	
Türdicke *Door thickness / Épaisseur de porte*	15~20mm (mit einer Hand /*with one hand / À une seule main*)
Türbreite *Door width / Largeur de porte*	600~1200mm
Türhöhe *Door height / Hauteur de la porte*	≤690mm

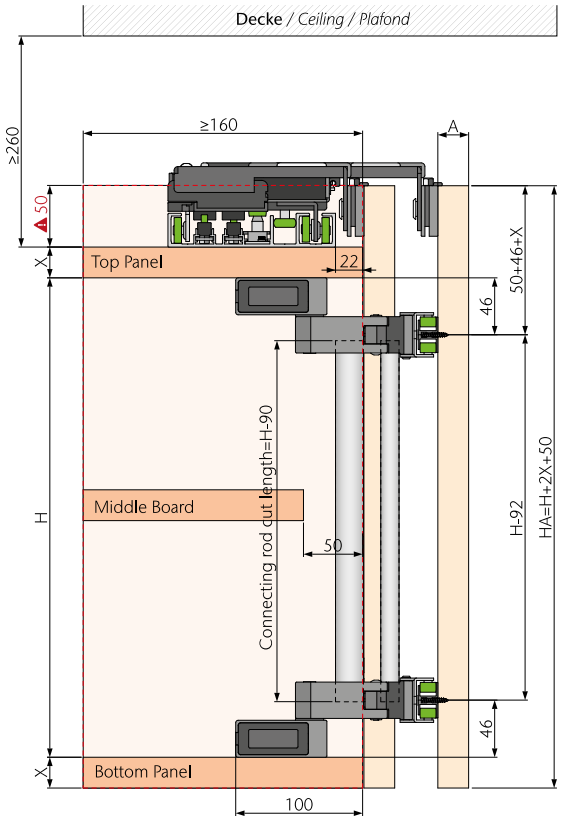

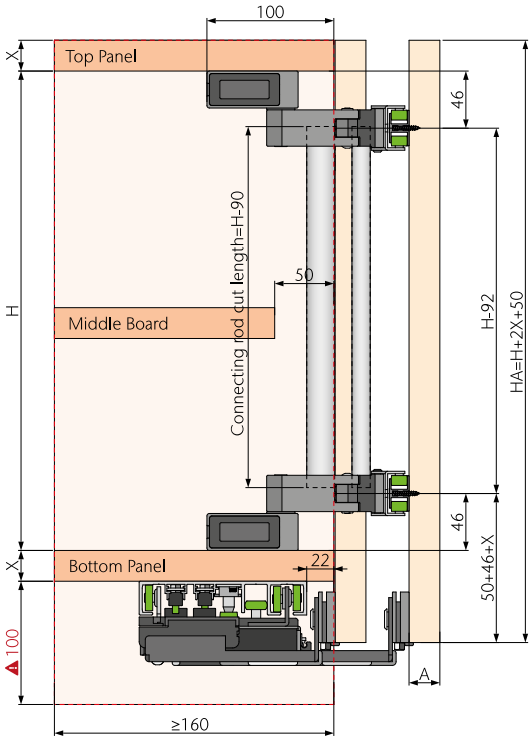

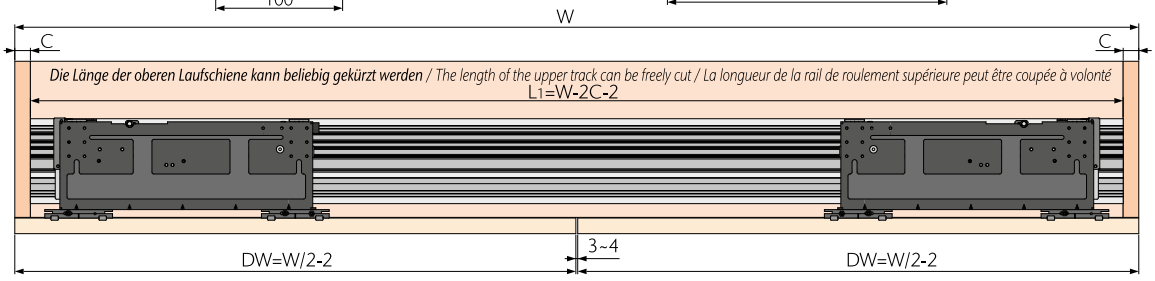

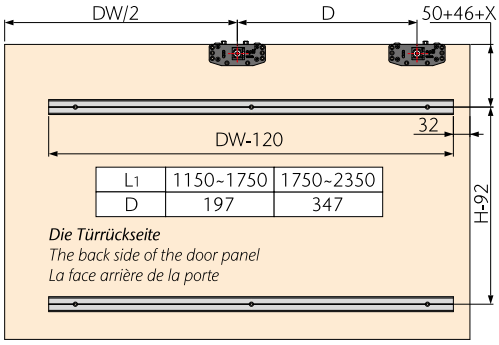

L1	1150~1750	1750~2350
D	197	347

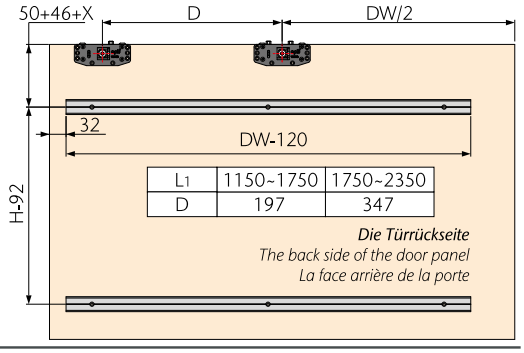

L1	1150~1750	1750~2350
D	197	347

opk Aircraft 6

Complete Set

Konfiguration für 2 Türen

Configuration for 2 doors / Configuration pour 2 portes

	Lauf-schienen Länge (mm) *Up Track Length / Longueur de la rail de roulement*	Schrank-breite (mm) *cabinet width / Largeur d'armoire*	kg			Art.-Nr./No./ N° d'art.
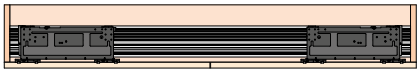	1150 - 1750	1200 - 1800	≤15	600 - 900	≤690	01-011-000-001
	1750 - 2350	1800 - 2400	≤25	900 - 1200	≤690	01-011-000-002

Alles drin!
All inclusive!
Tout compris!

Konfiguration für 2 Türen

Configuration for 2 doors / Configuration pour 2 portes

Obere Laufschiene *Upper track /Rail de roulement supérieure*		1
Türeinsteller Neuer Typ 2-D *New Type 2-D Regulator / Nouveau régulateur de type 2-D*		2
Türeinsteller Neuer Typ 2-D (Links-Rechts-Einstellung) *New Type 2-D Regulator (left-right Move) / Nouveau régulateur de type 2-D (Réglage gauche-droite)*		2
Fahrgestell *Driving Device / Dispositif de conduite*		2
Führungsschiene *Guiding track / Rail de guidage*		4